

ON ACCESS & PO
ESS & POWER IN
INTEGRATION

— STREAMLINE DESIGN & DEPLOYMENT

 Altronix


TRIVIVE™

 Altronic

TROVE

Easily combine Altronic power and accessories with access controllers from the industry's leading manufacturers - Reducing installation and labor costs!

- Trove streamlines access control design and deployment, increasing profits and ROI.
- Removable backplanes allow you to configure and test prior to on-site installation.
- Trove enclosures are available in different sizes and configurations to meet your project scope - including wall mount, rack mount and outdoor models.
- **Pre-configured kits are available with power distribution, finger duct and wire assemblies.**
- Combine both access and intrusion modules for various brands - all in one enclosure, for added value!
- Optional LINQ™ Networked Power Management Technology allows you remotely monitor, control and report power/diagnostics, streamlining service and maintenance operations by leveraging the network.
- Altronic products are TAA & NDAA compliant
- Our free online Trove System Design tool simplifies the design and product selection process: www.altronic.com/system_design_tools/trove






TROVE1

- Knockouts accommodate up to 1.5" conduit
 - Accommodates two (2) 12VDC/7AH batteries
- Dimensions: 18" H x 14.5" W x 4.62" D

TROVE2

- Knockouts accommodate up to 2.0" conduit
 - Accommodates four (4) 12VDC/12AH batteries
- Dimensions: 27.25" H x 21.75" W x 6.5" D


Altronix Model	Power Supply/Charger(s)	Description/Sub-Assemblies	System Capacity	Compatible PRODATAKEY Models	
<i>Trove 1 Series - Accommodates Altronix Power and Distribution with Controllers</i>					
TROVE1PD1	N/A	Enclosure + Backplane	8-Doors	PDK Red Boards Red1, Red2, Red4	
TPD1	N/A	Backplane only			
<i>Trove 1 Series Pre-assembled Kits</i>					
T1PDK7M8	AL1024ULXB2	MM8 Mounting Magnets	8-Doors		
<i>Trove 2 Series - Accommodates Altronix Power and Distribution with Controllers</i>					
TROVE2PD2	N/A	Enclosure + Backplane	24-Doors		
TPD2	N/A	Backplane only			
<i>Trove 2 Series Pre-assembled Kits</i>					
T2PDK7516S	AL1012ULXB, AL1024ULXB2	2-ACMS8, 2-VR6, PD8UL	16-Doors		
T2PDK75F16S	eFlow102NB, eFlow104NB				
T2PDK7516SD	AL1012ULXB, AL1024ULXB2	2-ACMS8CB, 2-VR6, PD8ULCB	16-Doors		
T2PDK75F16SD	eFlow102NB, eFlow104NB				
T2PDK7724S	2-AL1024ULXB2	2-ACMS12, 2-VR6, 2-PDS8	24-Doors		
T2PDK77F24S	2-eFlow104NB				
T2PDK7724SD	2-AL1024ULXB2	2-ACMS12CB, 2-VR6, 2-PDS8CB	24-Doors		
T2PDK77F24SD	2-eFlow104NB				
<i>220VAC units available upon request, add suffix "V" (T2PDK7516SV)</i>					




T2PDK7724S
24-Door Access System with Power

Power Supply/Chargers for TROVE Series

Altronix Model	Total Output Power	Number of Outputs	Built-in Battery Charger	Input	Dimensions (L x W x H)
ULXB Series Power Supply/Chargers					
AL400ULXB2	12VDC @ 4A or 24VDC @ 3A	1	SLA	115VAC	7.1" x 4.5" x 1.44"
AL600ULXB	12VDC or 24VDC @ 6A				7.1" x 4.5" x 2.6"
AL1012ULXB	12VDC @ 10A				7.5" x 4.5" x 2.25"
AL1024ULXB2	24VDC @ 10A				8.4" x 4.5" x 1.95"
AL400ULXB2V	12VDC @ 4A or 24VDC @ 3A			220VAC	7.1" x 4.5" x 1.44"
AL600ULXB220	12VDC or 24VDC @ 6A				7.1" x 4.5" x 2.6"
AL1012ULXB220	12VDC @ 10A				7.5" x 4.5" x 2.25"
AL1024ULXB2V	24VDC @ 10A				8.4" x 4.5" x 1.95"
eFlow Series Power Supply/Chargers					
eFlow4NB	12VDC or 24VDC @ 4A	1 Main Output, 1Aux. Output (1A)	SLA	115VAC	7.5" x 4.6" x 1.75"
eFlow6NB	12VDC or 24VDC @ 6A				7.5" x 4.6" x 1.75"
eFlow102NB	12VDC @ 10A				7.5" x 4.6" x 1.75"
eFlow104NB	24VDC @ 10A				8.25" x 4.56" x 1.75"
eFlow4NBV	12VDC or 24VDC @ 4A			220VAC	7.5" x 4.6" x 1.75"
eFlow6NBV	12VDC or 24VDC @ 6A				7.5" x 4.6" x 1.75"
eFlow102NBV	12VDC @ 10A				7.5" x 4.6" x 1.75"
eFlow104NBV	24VDC @ 10A				8.25" x 4.56" x 1.75"
Tango PoE Driven Power Supply/Charger					
Tango1B	12VDC up to 6.25A (75W) and 24VDC up to 3A (75W)	2	LiFePO4	90W 802.3bt PoE	7.625" x 4.125" x 1.25"



AL600ULXB



eFlow104NB

PoE Power Sourcing Equipment

Altronix Model	Description
NetWay1BT	Single Port 802.3bt Converter/Injector - 115/230VAC Input, 90W Output
NetWay8BT	8-Port Managed 802.3bt Midspan Injector supplies 90W per port (480W total power)




NetWay1BT



NetWay8BT

Altronix Model	Description	Number of Outputs	Dimensions
ACM4 / ACM4CB	4-Output Access Power Controller	4	5.175" x 3.36" x 1.25"
ACM8 / ACM8CB	8-Output Access Power Controller	8	8" x 4.5" 1.25"
ACMS8 / ACMS8CB	Dual Input, 8-Output Access Power Controller	8	8" x 4.5" 1.25"
ACMS8K1 / ACMS8CBK1	Dual Input, 8-Output Access Power Controller and Voltage Regulator Kit	8	8" x 4.5" 2.125"
ACMS12 / ACMS12CB	Dual Input, 12-Output Access Power Controller	12	8" x 4.5" 1.25"
LINQ8PD / LINQ8PDCB	Dual Input, 8-Output Network Power Distribution Module - Control, Monitor and report Power/Diagnostics	8	5.5" x 3.625" x 1.25"
LINQ8ACM / LINQ8ACMCB	Dual Input, 8-Output Network Power Access Power Controller - Control, Monitor and report Power/Diagnostics	8	8" x 4.5" x 1.25"
LPD	Low Power Disconnect Module (12/24VDC input)	N/A	2" x 2.75" 1"
MOM5	5-Output Power Distribution Module with Fire Alarm Interface	5	5.25" x 3.5" x 1"
NETWAY5A	5-Port Switch Board Facilitates Network Drops (10/100)	5	5.625" x 3.5" x 1"
NETWAY5B	5-Port Switch Board Facilitates Network Drops (10/100/100)	5	5.625" x 3.5" x 1"
NETWAY5P	5-Port Hardened PoE+ Switch Board	5	5.6" x 3.6" x 0.75"
NETWAY5PQ	5-Port Hardened Managed PoE+ Switch Board	5	5.6" x 3.6" x 0.75"
PD4UL / PD4ULCB	4-Output Power Distribution Module	4	5.21" x 3.25" x 1"
PD8UL / PD8ULCB	8-Output Power Distribution Module	8	5.21" x 3.25" x 1"
PDS8 / PDS8CB	Dual Input, 8-Output Power Distribution Module	8	5.375" x 3" x 1"
PDS8K1 / PDS8CBK1	Dual Input, 8-Output Power Distribution Module and Voltage Regulator Kit	8	5.375" x 3" x 2"
PD16W / PD16WCB	16-Output Power Distribution Module	16	5.875" x 6" x 0.95"
PDS16 / PDS16CB	Dual Input, 16-Output Power Distribution Module	16	5.375" x 3" x 1"
VR6	Stackable Voltage Regulator Converts a 24VDC input to 5VDC or 12VDC at 6A	1	5.375" x 3" x 1"
VR10	Stackable Voltage Regulator Converts a 24VDC input to 5VDC or 12VDC at 10A	1	5.375" x 3" x 1"



Stackable sub-assemblies save valuable enclosure space, allowing for more power distribution and access controllers.

Optional Accessories for TROVE Series

Altronix Model	Description		
BL3	18" Battery Leads (black and red)		
BL4	8" Battery Series Jumper (yellow)		
BL6	68" Battery Leads (black and red)		
BR1	Add-on mounting bracket. Mount additional Altronix sub-assemblies to the enclosure's side wall.		
BT126	12VDC / 7AH Rechargeable Battery		
BT1212	12VDC / 12AH Rechargeable Battery		
BTL125	Rechargeable 12V Lithium Iron Phosphate (LiFePO4) Battery		
CLK1	Thumb Lock. Fits Trove1, Trove2 and Trove3 enclosures.		
DNP1	Altronix DIN Rail Adapter Plate accommodates the following sub-assemblies: ACM4(CB), ACM8(CB), ACM8(CB), ACMS8(CB), ACMS12(CB), LINQ8PD(CB), LINQ8ACM(CB), MOM5, NETWAY5A, NETWAY5B, NETWAY5P, NETWAY5PQ, PD4UL(CB), PD8UL(CB), PDS8(CB), PDS16(CB)		
GB1	Altronix Adapter Plate for Genetec Synergis Cloud Link (For Mercury and HID/Verbx)		
MM4	Mounting Magnets. 26 lbs. holding force. Pack of 4.		
MM8	Mounting Magnets. 26 lbs. holding force. Pack of 8.		
MM12	Mounting Magnets. 26 lbs. holding force. Pack of 12.		
MM24	Mounting Magnets. 26 lbs. holding force. Pack of 24.		
PSC1	Power Supply Protective Cover (Includes standoffs)		
RSB1	Rocker Switch with Bracket - Includes single Master Power ON/OFF Switches and Wires		
RSB2	Rocker Switches with Bracket - Includes two (2) Master Power ON/OFF Switches and Wires		
SPACER1	5/8" Nylon female/female spacers (standoffs) with 6/32 screws. Pack of 25.		
SPACER3	5/8" Aluminum female/female spacers (standoffs) with 6/32 screws. Pack of 25.		
SPACER4	5/8" Nylon male/female spacers (standoffs) with 6/32 screws. Pack of 25.		
SPACER5	5/8" Nylon snap-on spacers (standoffs) with 6/32 screws. Pack of 32.		
SPACER6	1" Aluminum female/female spacers (standoffs) with 6/32 screws. Pack of 4.		
SPACER7	5/8" Aluminum male/female spacers (standoffs) with 6/32 screws. Pack of 25.		
SPACER8	1" Nylon female/female spacers (standoffs) with 6/32 screws. Pack of 4.		
SPACER9	5/8" Aluminum spacers (standoffs) with 4/40 screws. Pack of 8.		
WM5	Magnetic cable tie mount. Accommodates standard zip ties. 16 lbs. holding force. Pack of 5.		
WM10	Magnetic cable tie mount. Accommodates standard zip ties. 16 lbs. holding force. Pack of 10.		
WM25	Magnetic cable tie mount. Accommodates standard zip ties. 16 lbs. holding force. Pack of 25.		
WM100	Magnetic cable tie mount. Accommodates standard zip ties. 16 lbs. holding force. Pack of 100.		

ER INTEGRATIO GRATION ACCE CESS & POWER

