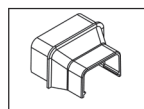
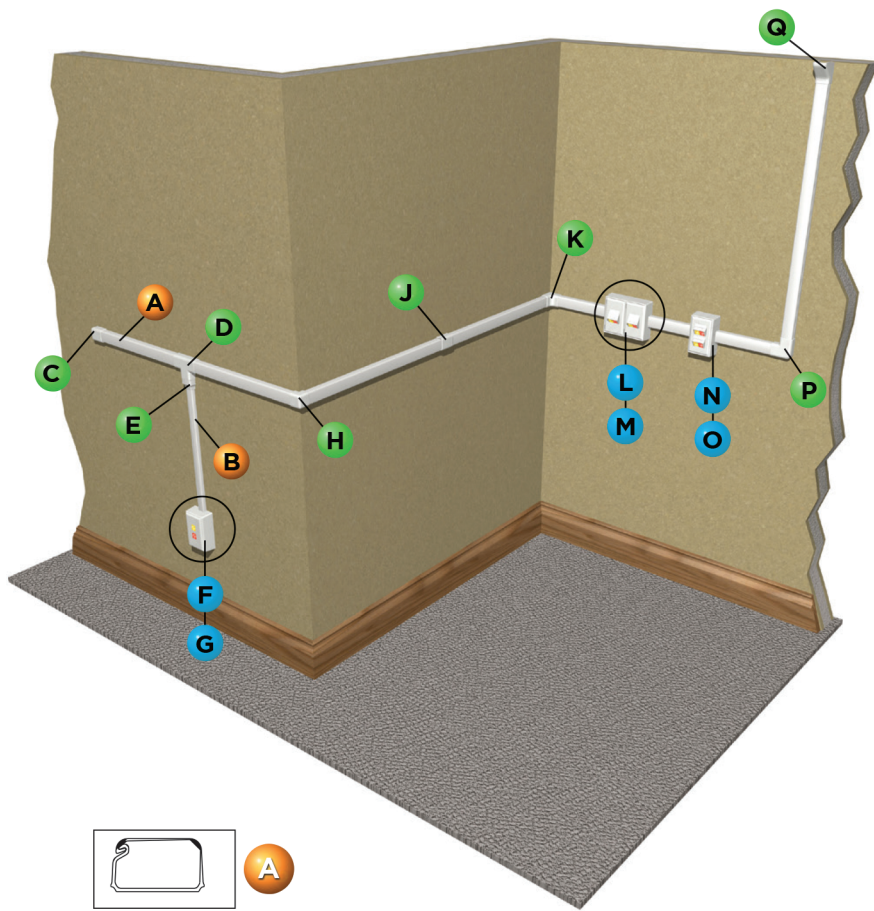


# Protect & Manage

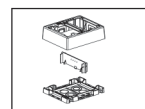
# with **PANDUIT**<sup>®</sup> **RACEWAY**

- 1 Choose Raceway Profile    2 Choose Fittings    3 Choose Accessories



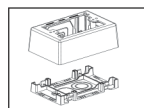
E

Reducer Fitting (RF10X5)



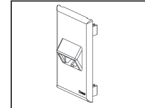
L

Fast-Snap™ Double Gang Power Rated Surface Mount Outlet Box (JBP2F2)



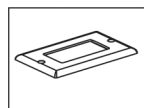
F

Single Gang Two-Piece Snap-Together Box (JBX3510)



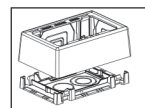
M

Snap-On Vertical Sloped Communication Faceplate (T70FV2)



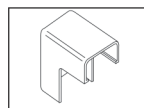
G

Single Gang Rectangular Screw-On Faceplate (CPG)



N

Fast-Snap™ Single Gang Surface Mount Outlet Box (JB1FS)



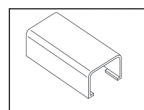
H

Outside Corner Fitting (OCF10)



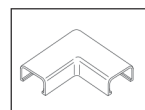
O

Snap-On Vertical Sloped Communication Faceplate (T70FV4)



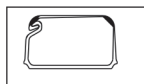
J

Coupler Fitting (CF10)



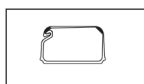
P

Right Angle Fitting (RAF10)



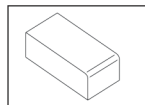
A

Raceway (LD10)



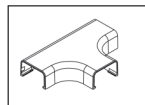
B

Raceway (LD5)



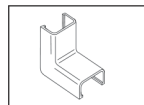
C

End Cap Fitting (ECF10)



D

Tee Fitting (TF10)



K

Inside Corner Fitting (ICF10)



Q

Drop Ceiling/Entrance End Fitting (DCF10)

## For More Information or Pricing

Chino

909.282.1940  
chino@arrowwire.com

Hayward

510.264.2121  
hayward@arrowwire.com

Phoenix

602.438.1030  
phoenix@arrowwire.com

in f t y



www.arrowwire.com

DATA  
VOICE  
VIDEO  
PAGING  
SECURITY  
FIRE  
AV  
PRODUCT TRAINING