

PANDUIT[®]

infrastructure for a connected world



Network Infrastructure

North America

Welcome to the NEW Panduit Network Infrastructure Catalog



Since the Panduit story started nearly 70 years ago, we have taken great pride in being a customer-focused company committed to creating solutions to help you achieve your business goals in Data Centers, Enterprise environments, and Industrial networks.

Featuring our most preferred and recently released offerings, this Network Infrastructure Catalog contains the products you need to solve business problems and operate at peak efficiency. You will notice a **BEST SELLER** label on select part numbers throughout this catalog. This tag signifies the most popular products we offer and the ones most ordered by our customers. The Product Showcase on pages 4–10 highlights many of our newest and most innovative products that were designed to meet your intricate and complex challenges.

Those utilizing this catalog online will find interactive links in the Tables of Contents and Index to help you quickly navigate to desired sections and parts. In addition, every part number in this catalog is linked directly to the respective product catalog page on www.panduit.com, where you can find detailed product specifications, images, and more.

We are committed to creating and offering innovative, high-quality, industry-leading products to meet your physical infrastructure requirements. Thank you for choosing Panduit!

Market Solutions

Food and Beverage

Food and beverage manufacturers face product safety, quality, and manufacturing challenges. Maximizing productivity while reducing downtime requires a robust physical infrastructure. Panduit products enable continuous reliability by meeting or exceeding global performance standards. Panduit helps support growing production demands while lowering operating costs in harsh environments, on the manufacturing floor, and through end-to-end support.

Healthcare

Technology is driving change in healthcare delivery and networks, heightening demand on supporting infrastructures. Panduit provides industry-leading infrastructure solutions that enable technology-driven medical facilities to use digital image transfers, electronic health records, surgical robots, and other connected devices.

Warehouse and Manufacturing

The growth of e-commerce, robotics advancements, and emerging IoT challenges companies to utilize new technologies. Supported by advanced physical infrastructure, these new technologies provide efficiency for product fulfillment, distribution, and warehousing. Panduit helps logistics automation providers and e-commerce retailers enable digital transformation in warehouse automation and distribution centers: application expertise, industry-leading products and services, and access to the global [Panduit ONE Partner Program](#) ecosystem.

Commercial Real Estate

In the commercial real estate business, managing the network needs of tenants is difficult. Panduit eases that headache with a network infrastructure solution that delivers consistency, reliability, and fast turn-around to meet tenant needs. Our broad portfolio provides commercial real estate developers with offerings like cabinets and racks, copper and fiber cabling, and connectivity to support an active network in multi-tenant data centers, high-rise office buildings, or highly automated warehouses. Cutting-edge, standard-compliant solutions help meet sustainability goals, are widely available, install quickly and easily, and are engineered to outlive the network.

Education

Connectivity is a critical part of modern learning; never has that been made more apparent than now! The majority of academia has shifted to online platforms in some capacity. Modern campus network infrastructure must support all technology for education needs and devices: BYOD and classroom learning systems, physical security, AV, and connected building systems. IT teams must deploy technology solutions that support faculty, students, and teachers at home and in the classroom. Panduit solutions for classrooms, campus data centers, and telecommunications rooms help create a robust network infrastructure to support all education technology demands.

Finance

Modern financial services organizations require agility, flexibility, and security in IT infrastructures to meet customer expectations and mandates. Trends driving the need for automated, responsive, and robust IT infrastructures must scale quickly and on-demand, avoid technology lock-in, and run workloads wherever it makes the most sense – on-premises, colocation, and cloud. Panduit can help financial service organizations build physical infrastructures that drive best-in-class user experience while reducing downtime and costly service delays.















Building Infrastructure for a Connected World Through the Strength of Partnerships

For more than 65 years, Panduit has been providing innovative physical infrastructure to help connect our world. And, with our extensive end-to-end network and electrical infrastructure product portfolio, we value the strength of our global network of partners to provide customers with the solutions they need when they need it. This enables the future-forward connectivity that global enterprises, data centers, and end users need to make more meaningful connections and to thrive.

www.panduit.com

Table of Contents

 Product Showcase	4
 Copper Systems	13
 Fiber Optic Systems	33
 Industrial Networks	63
 Audio Video Systems	71
 Keystone Cabling Systems	77
 Rack Systems and Cabinets	81
 Power Management	103
 Cable Management Accessories	111
 Cable Routing Systems	119
 Electrical Solutions for Network Infrastructure	171
 Part Number Index	179

Product Showcase

Copper Systems

Fiber Systems

Industrial Networks

Audio Video Systems

Keystone Cabling Systems

Cabinets, Thermal Mgmt, Racks, Enclosures & Cable Mgmt


Power Management

Cable Management Accessories

Cable Routing Systems

Electrical Solutions for Network Infrastructure

Part Number Index



Category 6A Performance, Category 6 Size

The Vari-MaTriX™ HD Copper Cable utilizes a small diameter that provides improved fill capacity and simplifies network upgrade and utilizes existing and new infrastructure. [See Page 14](#)




Smallest Diameter 24 AWG Patch Cord on the Market

The next-generation 24 AWG Patch Cord employs a flexible cable that improves cable management in high-density applications to enable easier installations throughout the network. [See Page 16](#)



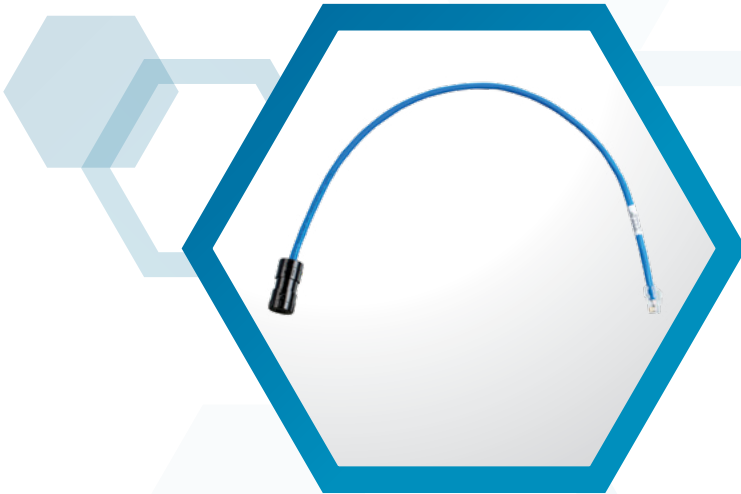
Place, Trace and Replace in Minutes

RapidID™ Network Mapping System automates the labor-intensive and error-prone cable documentation process, resulting in a faster, easier way to place and trace cables and patch cords. [See Page 17](#)




Ensure Easy Termination in Your Network

The TX6A™ UTP and STP Field Term Plug use TG-Style forward motion termination technology to optimize performance by maintaining cable pair geometry while eliminating conductor untwist. The field term plug is ideal for connecting an increasing number of network-powered devices requiring a plug connection to the network and where the field attachment of the plug to the cable is desired. [See Page 20](#)



TX6A™ Category 6A UTP FieldCord™ Connectors

The FieldCord Connectors combine the smallest diameter Category 6A UTP twisted pair 23 AWG cable in the industry, a field-mate splice, and an ultra-compact RJ45 plug to fit into the smallest port spaces and most confined cable routing paths. [See Page 20](#)



Transforming Communications for Automation Devices

Single Pair Ethernet simplifies the design and deployment of Ethernet physical infrastructure for operational technology devices and applications. [See Page 21](#)

Product Showcase

Copper Systems

Fiber Systems

Industrial Networks

Audio Video Systems

Keystone Cabling Systems

Cabinets, Thermal Mgmt, Racks, Enclosures & Cable Mgmt

Power Management

Cable Management Accessories

Cable Routing Systems

Electrical Solutions for Network Infrastructure

Part Number Index

Product Showcase

Copper Systems

Fiber Systems

Industrial Networks

Audio Video Systems

Keystone Cabling Systems

Cabinets, Thermal Mgmt, Racks, Enclosures & Cable Mgmt

Power Management

Cable Management Accessories

Cable Routing Systems

Electrical Solutions for Network Infrastructure

Part Number Index



Protect Your Cable-to-Cable Fusion Splice Connections

The HD Fusion Wall Mount Splice Enclosure organizes, manages, and protects cable-to-cable fusion splice connections by accommodating large counts of fiber optic cables from outside the building and transitioning to small counts of cables within the data center. [See Page 46](#)




Flexible Support for Various Networks

HD Flex™ Fiber Optic Cassettes provide a wide array of deployment options to support both Ethernet and Fiber Channel networks. [See Page 43](#)



The Next Generation of LC Patch Cords

The Uniboot Push-Pull Fiber Patch Cord features a unique pull-boot that simplifies insertion and extraction while the unitary cable and low-profile form factor reduce the cable volume density to help optimize your space. [See Page 61](#)



Assemble your Network Rack in Minutes

The Adjustable Depth 4-Post Rack combines the stability of a cabinet with the accessibility of an open rack to provide maximum flexibility when designing the network. [See Page 82](#)



Efficiently Manage High Performance Copper and Fiber Cable in your Network

The PatchRunner™ 2 Enhanced Vertical Cable Manager is ideal for the highest-density cable applications with a large depth cable manager and integral 0 RU patching within the vertical channel to save up to half the space of a traditional cable management system. [See Page 95](#)



A Low-Profile, High Density Storage Solution that Makes a Difference

The PanZone® TrueEdge™ Wall Mount Enclosure is used in a variety of locations and industries such as manufacturing plants, education, healthcare, offices, Edge computing, and small offices. [See Page 98](#)

Product Showcase

Copper Systems

Fiber Systems

Industrial Networks

Audio Video Systems

Keystone Cabling Systems

Cabinets, Thermal Mgmt, Racks, Enclosures & Cable Mgmt

Power Management

Cable Management Accessories

Cable Routing Systems

Electrical Solutions for Network Infrastructure

Part Number Index

Product Showcase

Copper Systems

Fiber Systems

Industrial Networks

Audio Video Systems

Keystone Cabling Systems

Cabinets, Thermal Mgmt, Racks, Enclosures & Cable Mgmt

Power Management

Cable Management Accessories

Cable Routing Systems


Electrical Solutions for Network Infrastructure

Part Number Index



The Most Advanced Cabinet Access Control Solution in the Market

The SmartZone™ G5 Security Handle is specifically designed to meet the most rigorous of digital and physical security challenges in modern data center environment. [See Page 106](#)



Best-in-Class Form and Function

The SmartZone™ G5 Intelligent PDU provides comprehensive, accurate monitoring of data center power, environment, and security to increase uptime and save energy costs. The addition of 415 V PDUs allows for an increase in power capacity and energy savings. [See Page 104](#)



DCIM, Think Differently

SmartZone™ Cloud software is a true cloud-native platform, built from the ground up to take advantage of cloud flexibility and scalability. [See Page 109](#)



Delivering Reliable Performance and Backup Power

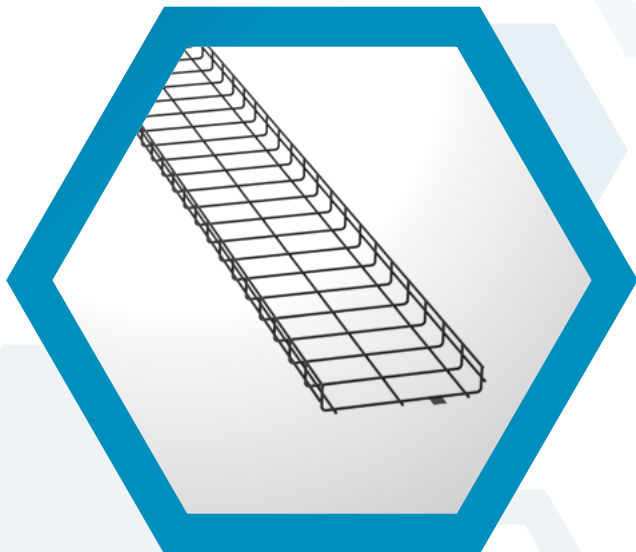
The SmartZone™ UPS provides highly efficient and reliable power protection and backup power for your computer IT equipment to continually meet the growing power demands of Data Center, Enterprise, and Edge IT equipment.

[See Page 107](#)



Accelerated Deployment with a Flexible Data Center Cabinet Design

The FlexFusion™ Cabinet allows for custom configurations to meet your network needs. FlexFusion cabinets are ideal for network or server equipment and provide maximum flexibility and the capacity to manage high cable density in data center, enterprise, or colocation deployment. [See Page 84](#)



Evolve Your Data Center with Wire Basket

The Wire Basket Overhead Cable Tray Routing System maximizes space utilization and network performance to help meet the challenges of complex architectures, new technologies, and performance requirements. [See Page 149](#)

Product Showcase

Copper Systems

Fiber Systems

Industrial Networks

Audio Video Systems

Keystone Cabling Systems

Cabinets, Thermal Mgmt, Racks, Enclosures & Cable Mgmt

Power Management

Cable Management Accessories

Cable Routing Systems

Electrical Solutions for Network Infrastructure

Part Number Index

Product Showcase

Copper Systems

Fiber Systems

Industrial Networks

Audio Video Systems

Keystone Cabling Systems

Cabinets, Thermal Mgmt, Racks, Enclosures & Cable Mgmt

Power Management

Cable Management Accessories

Cable Routing Systems

Electrical Solutions for Network Infrastructure

Part Number Index



Keep it Smart! Block Unauthorized Access to your Network

SmartKeeper offers a unique blocking mechanism to prevent unauthorized access to open ports by adding a physical layer to the security system already in place. [See Page 22](#)



Best-in-Class Networked AV Over Gigabit Ethernet

Atlona OmniStream™ is a flexible and scalable AV over IP platform that delivers high-performance AV distribution with unprecedented reliability. [See Page 72](#)

Building a Sustainable Network Infrastructure

Creating a Better Planet for Future Generations

Environmental sustainability is transforming our industry. We take a customer-centered approach to sustainability—it is our responsibility and commitment to be environmental stewards while we help support our customers on their sustainability journey.

From the sustainable design and packaging of our FlexFusion™ cabinet to reducing energy consumption with our SmartZone™ UPS and PDUs to gaining efficiencies and reducing waste with our Vari-MaTriX HD cables and small diameter 28 AWG patch cords, we are aligning our efforts to our customers' sustainability objectives.



DOWNLOAD OR VISIT

**Network Infrastructure
Sustainability Brochure at
www.panduit.com/ni-sustainability**

Panduit Environmental Stewardship Pledge

Mobilize the talent and resources of Panduit to achieve our environmental stewardship goals and build a sustainable business for our customers and our world.

Carbon Footprint Reduction

Move to renewable energy sources and carbon neutrality

Drive Sustainable Product Innovation

Increase offering of products designed and developed with sustainability in mind



Support the Circular Economy

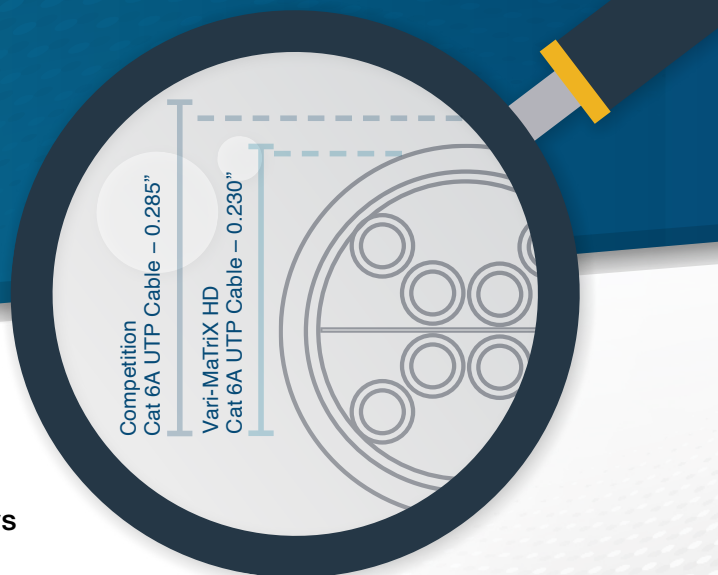
Convert to post-consumer materials for products and packaging

Eliminate Waste

Attain zero waste to landfill

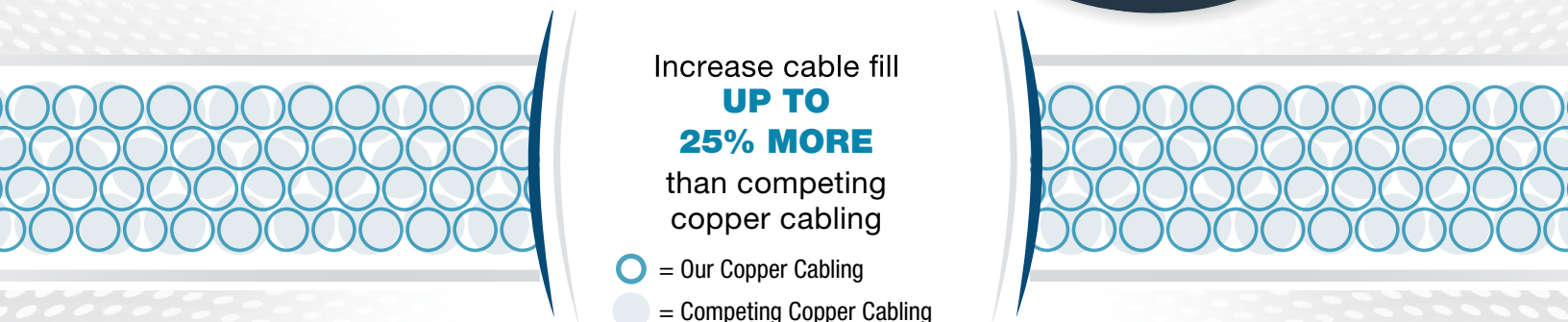
Vari-MaTriX High Density (HD)

The Vari-MaTriX HD combines small size and superior performance to make the ideal choice for current and future applications.



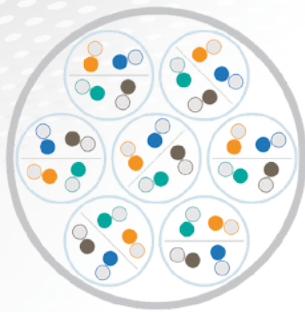
THE SMALLEST AND HIGHEST PERFORMING Cat 6A UTP cable on the market

Simplify Cat 6 to Cat 6A upgrades using the same pathways



Increase cable fill
UP TO 25% MORE
than competing copper cabling

- = Our Copper Cabling
- = Competing Copper Cabling




BEST-IN-CLASS ALIEN CROSSTALK IMMUNITY



PREMIUM PERFORMANCE WITH A SMALL DIAMETER



BEST EMI IMMUNITY IN AN UNSHIELDED CABLE



Competition Cat 6A UTP Cable is + .055" larger

Vari-MaTriX HD is *easier* to install:

- Lightweight
- Small bend radius
- Better flexibility

Vari-MaTriX HD is ideally suited for the following applications:



Wi-Fi Applications



Smart Buildings



PoE++ Devices



5G DAS



Like what you see and want more?

For more about VariMaTriX HD, visit www.panduit.com/varimatrix

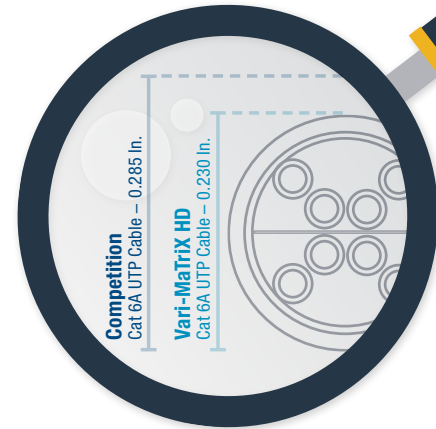

COPPER SYSTEMS

Copper Cable	14
Copper Patch Cords	16
<i>RapidID</i> ™ Network Mapping System	17
Mini-Com® Jack Modules	18
Mini-Com® Coupler Modules	19
FieldCord™ Connectors	20
Field Term Plugs and Test Cord	20
Modular Plugs	21
Tools and Accessories	21
SmartKeeper, RJ45 Lock-In and Block-Out Devices	22
Patch Panels	23
Mini-Com® Faceplates	25
Mini-Com® Adapters	26
Phone Plates	27
Mini-Com® Surface Mount Boxes	27
QuickNet™ Copper Cabling System	28
Direct Attach Cable Assemblies	29
QuickNet™ Patch Panels and Accessories	31

TX6A™ Category 6A Unshielded Copper Cable

- Cable designed with small diameter to improve cable fill and simplify upgrades from Category 6
- Lighter weight cables, smaller bend radius and increased flexibility ease installation
- Best-in-class alien crosstalk mitigation
- Vari-MaTriX HD Cables offer the best EMI immunity in a UTP cable
- Exceptional performance for PoE++ applications – LP rated

Vari-MaTriX High Density (HD) Category 6A Copper Cable



Part Number	Flame Rating	Performance Level	AXT Barrier Tape	Nominal Cable Diameter In. (m)	LP Rating	Packaging	Color
BEST SELLER PUP6AHD04BU-G	Plenum (CMP, FT-6)	Category 6A UTP Premium	Vari-MaTriX HD Cables	0.230 (5.8)	CMP-LP (0.7A)	Reel	Blue
PUR6AHD04BU-G	Riser (CMR, FT-4)			0.245 (6.2)	—		
BEST SELLER PUP6XHD04BU-G	Plenum (CMP, FT-6)	Category 6A UTP Standard Compliant Plus	Continuous	0.230 (5.8)	CMP-LP (0.7A)		



TX6A™ Category 6A Shielded Copper Cable

Part Number	Flame Rating	Performance Level	AXT Barrier Tape	Nominal Cable Diameter In. (m)	LP Rating	Packaging	Color
PUPF6X04BU-UG	Plenum (CMP, FT-6)	Category 6A Shielded Premium	U/FTP	0.295 (7.5)	CMP-LP (0.5A)	Reel	Blue
PFP6X04BU-UG		Category 6A Shielded Standard Compliant	F/UTP	0.275 (7.0)	CMP-LP (0.7A)		
PUF6X04BU-UG	Riser (CMR, FT-4)	Category 6A Shielded Premium	U/FTP	0.308 (7.8)	CMR-LP (0.5A)		
PFR6X04BU-CG		Category 6A Shielded Standard Compliant	F/UTP	0.284 (7.2)			



Channel Headroom

Electrical Value	Category 6A Shielded Premium	Category 6A UTP Premium	Category 6A Standard Compliant Plus
Insertion Loss	For performance data, contact your local sales representative		
NEXT			
PSNEXT			
PSACR-F			
Return Loss			
PSACR-N			
PSANEXT			
PSAACR-F			

Copper Cabling Systems utilizing Mini-Com® Connectivity Components, designed for optimum network performance, design flexibility, and reliability to protect future network investments. Each system denoted provides users with headroom assurance exceeding the applicable category of ANSI/TIA-568.2-D and ISO 11801 standards. Headroom values are based on real world conditions through the use of industry recognized hand-held testers. No test analyzers or computer models were used. Note the Performance Level specified for each cable and the corresponding headroom values to the right.

TX6000™ Enhanced Category 6 Unshielded Copper Cable

- Enhanced electrical headroom performance provides margin above industry Standards
- Tested and verified by third party labs to exceed industry Standards
- Characterized above industry Standards
- Exceptional performance for PoE++ applications – LP rated

Part Number	Flame Rating	Performance Level	Cable Construction	Nominal Cable Diameter In. (m)	LP Rating	Packaging Ft. (m)	TAA Compliant	Color*
BEST SELLER PUP6004BU-WLP	Plenum (CMP, FT-6)	Category 6 Enhanced	U/UTP	0.228 (5.8)	CMP-LP (0.5A)	1000 (305) easy payout carton	—	Blue
PUP6004BU-WLPZ				0.225 (5.7)		1000 (305) reel in box	Yes	
BEST SELLER PUR6004BU-W				Riser (CMR, FT-4)	0.243 (6.2)	—	1000 (305) easy payout carton	



PUP6004BU-WLP

*Visit www.panduit.com for additional colors and product information

TX6™ Plus Category 6 Unshielded Copper Cable

- Superior headroom performance provides margin above the industry Standards
- Tested and verified by third party labs to exceed industry Standards
- Small diameter allows for improved pathway capacity, tighter bend radius, and increased flexibility
- Exceptional performance for PoE++ applications – LP rated

Part Number	Flame Rating	Performance Level	Cable Construction	Nominal Cable Diameter In. (m)	LP Rating	Packaging Ft. (m)	TAA Compliant	Color*
BEST SELLER PUP6C04BU-W	Plenum (CMP, FT-6)	Category 6 Standard Compliant Plus	U/UTP	0.197 (5.0)	—	1000 (305) easy payout carton	—	Blue
PUP6C04BU-WZ				0.230 (5.8)			Yes	
PUP6C04BU-WLPZ				0.205 (5.2)	CMP-LP (0.5A)		—	
BEST SELLER PUR6C04BU-U	Riser (CMR, FT-4)			0.210 (5.3)	—		—	
PUR6C04BU-F				0.203 (5.2)				



PUP6C04BU-W

*Visit www.panduit.com for additional colors and product information

Copper Cabling Systems utilizing Mini-Com® Connectivity Components are designed for optimum network performance, design flexibility, and reliability to protect future network investments. Each system denoted provides users with headroom assurance that will exceed the applicable category of ANSI/TIA-568.2-D and ISO 11801 standards. Headroom values are based on real world conditions through the use of industry recognized hand-held testers. No test analyzers or computer models were used. Note the Performance Level specified for each cable and the corresponding headroom values to the right.

Channel Headroom

Electrical Value	TX6000 Category 6 Enhanced	TX6 Category 6 Standard Compliant Plus
Insertion Loss	For performance data, contact your local sales representative	
NEXT		
PSNEXT		
PSACR-F		
Return Loss		
ACR-N		
PSACR-N		
ACR-F		

TX6™ Category 6 Shielded Copper Cable

Part Number	Flame Rating	Performance Level	Cable Construction	Nominal Cable Diameter In. (m)	Packaging Ft. (m)	Color*
PFP6C04BU-UG	Plenum (CMP, FT-6)	Category 6 Standard Compliant	F/UTP	0.275 (7.0)	1000 (305) reel	Blue
PFR6C04BU-UG	Riser (CMR, FT-4)			0.280 (7.1)		




PFP6C04BU-UG

* Visit www.panduit.com for additional colors and product information

TX6™ and TX6A™ Category 6 and Category 6A Outdoor OSP Copper Cable

Part Number	Flame Rating	Performance Level	Cable Construction	Nominal Cable Diameter In. (m)	LP Rating	Packaging Ft. (m)	Color
PUO6C04BL-CEG	Outdoor OSP	Category 6 Standard Compliant	U/UTP	0.262 (6.7)	-	1000 (305) reel	Black
PUO6X04BL-CEG		Category 6A Standard Compliant		0.323 (8.2)			
PFO6X04BL-CEG			F/UTP				
PUO6AS04BL-G	Indoor/Outdoor Plenum (CMP, FT-6)	Category 6A Standard Compliant	U/UTP	0.260 (6.6)	CMP-LP (0.8A)		



PUO6C04BL-CEG

Single Pair Ethernet Shielded Copper Cable

Part Number	Flame Rating	Performance Level	Cable Construction	Nominal Cable Diameter In. (m)	Conductor	Packaging Ft. (m)	Color
SP-SFCS1IG-CEG	Riser (CMR, FT-4), CM, CMX, IEC 60332-1	SP1-1000	S/FTP	0.267 (6.8)	18/7 AWG	1000 (305) Reel	International Gray



SP-SFCS1IG-CEG

Copper Patch Cords

- Each patch cord is 100% performance tested to component limits
- Tangle-free latch on all plugs
- Supports IEEE 802.3af, 802.3at, and 802.3bt type 3 and 4 for PoE applications up to 100 W
- 28 AWG patch cords support up to 96m of channel length when using 6m of patch cord; De-rating factor: 1.9
- 26 AWG patch cords support full 100-meter channel length; De-rating factor: 1.5
- 24 AWG patch cords support full 100-meter channel length; De-rating factor: 1.2
- Pre-labeled with the *RapidID™* Network Mapping System to enable faster tracing, placing, and network documentation, [see page 17](#)
- Eco-friendly packing minimizes single-use plastics and eases cleanup on the job site

Unshielded Patch Cords

BEST SELLER Best Sellers are blue and white, 1, 3, 5, 7, 10 feet for immediate delivery.

Part Number	Performance Level	Cable Type	AWG	Nominal Cable Diameter In. (m)	Flammability Rating	Length Ft.^	Color*
UTP28X^*	Category 6A	Unshielded	28	0.19 (4.7)	CM/LSZH	0.67, 1.0, 3.0, 5.0, 7.0, 10.0, 15.0	Off White (Leave Blank), Black (BL), Blue (BU), Green (GR), Red (RD), Yellow (YL)
UTP28SP^*	Category 6			0.15 (3.8)			
UTP6AX^*	Category 6A		24	0.25 (6.4)	CM	1.0, 3.0, 5.0, 7.0, 10.0, 15.0	
UTPSP^*Y	Category 6			0.24 (6.0)			

All combinations listed above ship within two days for orders up to 500 cords



UTP28X^BU

Shielded Patch Cords

Part Number	Performance Level	Cable Type	AWG	Nominal Cable Diameter In. (m)	Flammability Rating	Length m^	Color*
STP28X^M^*	Category 6A	Shielded	28	0.19 (4.7)	CM/LSZH	0.2, 0.5, 1.0, 1.5, 2.0, 2.5, 3.0, 5.0	International Gray (IG), Black (BL), Blue (BU), Green (GR)
STP6X^M^*			26	0.25 (6.3)			



STP28X^MIG

● = Packaged with reduced Single-Use Plastic

PanZone® Plenum Plug to Plug Cable Assemblies

Part Number	Performance Level	Cable Type	AWG	Nominal Cable Diameter In. (m)	Flammability Rating	Length Ft.^	Color
UZPPBU^ ●	Category 6A	Unshielded	23	0.25 (6.4)	CMP	10, 15, 25, 30, 40, 50, 60, 100	Blue
UPPBU^ ●	Category 6	Unshielded		0.24 (6.1)			



Like what you see and want more?

For more Copper Patch Cord options, visit www.panduit.com/copper-patch-cord

RapidID™ Network Mapping System

The *RapidID* Network Mapping System automates labor-intensive and error-prone cable documentation, resulting in a faster, easier way to place and trace cables and patch cords. It is a practical alternative to traditionally manual approaches that is ideally suited for building a new telecommunications room, locating installed cabling, or replacing a network switch.

Reduce the time and cost of patch cord documentation by up to 50%. With *RapidID*, the painstaking labeling process is already done. Now network engineers can easily, quickly, and accurately place and trace cables to focus on more strategic initiatives.

Minimize the risk of a network outage. Network documentation can drastically reduce downtime during an outage, but documenting physical infrastructure is extremely time-consuming and often overlooked or outdated. *RapidID* makes the documentation process less painful and reduces human error by eliminating the need for manual data entry.



RapidID: EASY AS 1, 2, 3..

- 1 INSTALL**
 Install Panduit Copper & Fiber Patch cables pre-labeled with unique *RapidID* barcode labels.
- 2 DOWNLOAD**
 Download the *RapidID* application to your device (Mobile, Tablet, or Windows® OS desktop).
- 3 SCAN**
 Scan barcodes using the Bluetooth-enabled handheld scanner to:
 - Quickly and accurately capture and document new cable installations without the need for manual data entry
 - Find cable endpoints without disconnecting or disrupting connections, reducing risk of causing a network outage
 - Easily verify and audit existing patch cord mapping against previously saved results



It is a practical alternative to traditional manual approaches that is ideally suited for data center audits, enterprise environments, and remote locations.

Part Number	Description
RPDSN	<i>RapidID</i> ™ Network Mapping System handheld Bluetooth® barcode scanner with isolation shield



Like what you see and want more?

For more about *RapidID* Network Mapping System, visit www.panduit.com/rapid-id

● = Packaged with reduced Single-Use Plastic

- Product Showcase
- Copper Systems
- Fiber Systems
- Industrial Networks
- Audio Video Systems
- Keystone Cabling Systems
- Cabinets, Thermal Mgmt, Racks, Enclosures & Cable Mgmt
- Power Management
- Cable Management Accessories
- Cable Routing Systems
- Electrical Solutions for Network Infrastructure
- Part Number Index

Mini-Com® TX6A™ and TX6™ PLUS Jack Modules

- Jacks are 100% tested to ensure NEXT and return loss performance as well as being individually serialized for traceability
- Mini-Com TG-Style Jack Modules have EPDs and HPDs to help earn LEED points
- Utilize patented Giga-TX™ Technology for jack terminations which maintain cable pair geometry and minimize conductor untwist
- Select jacks are offered in bulk packs to reduce single-use plastic and ease setup/cleanup on the job site

BEST SELLER Best Seller Jack Modules

Part Number	Jack Type	Performance Level	Termination Style	Color*
CJ6X88TG*	Unshielded Standard	Category 6A	TG-Style	Black (BL), White (WH), Blue (BU)
CJ688TG*		Category 6		
CJS6X88TGY	Shielded Standard	Category 6A		Black
CJS688TGY		Category 6		

*View other color options at www.panduit.com



CJ688TGBL



CJ688TGBU

Bulk Packaged Jack Modules Available

CJ6X88TG*-24 ●	Unshielded Standard	Category 6A	TG-Style	Black (BL), White (WH), Blue (BU)
CJ688TG*-24 ●		Category 6		
CJ6X88TG*-C ●		Category 6A		Black
CJ688TG*-C ●		Category 6		
CJS6X88TGY-24 ●	Standard Shielded	Category 6A		Black
CJS688TGY-24 ●		Category 6		

-24 indicates bulk packaged with 24 pieces per pack or -C indicates 100 pieces per package to reduce single-use plastic



CJLR6X88TGBU

Other Available Jack Modules

CJUD6X88TG*	Unshielded Cable Entry Up/Down+	Category 6A	TG-Style	Black (BL), Blue (BU), Electric Ivory (EI), Green (GR), International Gray (IG), Off White (IW), Orange (OR), Red (RD), Violet (VL), White (WH), Yellow (YL)
CJLR6X88TG*	Unshielded Cable Entry Left/Right+	Category 6A		
CJH6X88TG*	Unshielded Spring Shutter	Category 6A		
CJH688TG*		Category 6		
CJS6X88TG*Y	Standard Shielded	Category 6A		Blue (BU), Green (GR), Red (RD), Violet (VL), White (WH), Yellow (YL)
CJS688TG*Y		Category 6		

*View other color options at www.panduit.com

+Angled wire caps help to improve bend radius in tight spaces



CJH6X88TGBU



CJS6X88TGGRY

● = Packaged with reduced Single-Use Plastic

Mini-Com® TX6A™ and TX6™ PLUS Unshielded Wire Caps

Part Number	Type	Performance Level	Termination Style	Color
CJLRCAPBU-X ●	Unshielded Cable Entry Left/Right+	Category 6A	TG-Style	Blue
CJLRCAPIW-X ●		Category 6		Off White
CJUDCAPBU-X ●	Unshielded Cable Entry Up/Down+	Category 6A		Blue
CJUDCAPIW-X ●		Category 6		Off White



CJLRCAPBU-X

-X indicates bulk packaged with 10 pieces per package to reduce single-use plastic
 +Angled wire caps help to improve bend radius in tight spaces

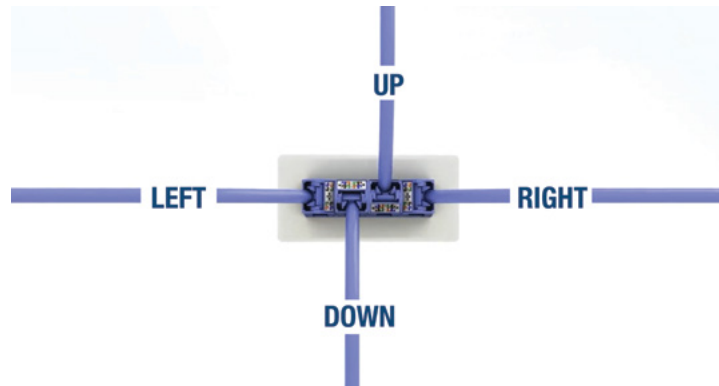
Mini-Com® TX6A™ and TX6™ PLUS Shielded Wire Caps

Part Number	Type	Performance Level	Termination Style	Color
CJSLRCAPBU-X ●	Shielded Cable Entry Left/Right+	Category 6A	TG-Style	Blue
CJSLRCAPIW-X ●		Category 6		Off White
CJSUDCAPBU-X ●	Shielded Cable Entry Up/Down+	Category 6A		Blue
CJSUDCAPIW-X ●		Category 6		Off White



CJSLRCAPBU-X

-X indicates bulk packaged with 10 pieces per package to reduce single-use plastic
 +Angled wire caps help to improve bend radius in tight spaces



Mini-Com® TX6A™ and TX6 PLUS Unshielded and Shielded Coupler Modules

- RJ45 8-position female to RJ45 8-position female passthrough module for easy connection of 6 and 8-position RJ45 patch cords
- Also available as 24-port coupler pre-populated patch panels.
- Compatible with Mini-Com Modular Patch Panels and Faceplates; not compatible with surface mount box applications

BEST SELLER Best Seller Coupler Modules

Part Number	Type	Performance Level	Termination Style	Color*
CC6X88BL	Unshielded	Category 6A	RJ45	Black
CC688BL		Category 6		



CC6X88BL

Other Available Coupler Modules

CC6X88*	Unshielded	Category 6A	RJ45	Blue (BU), Green (GR), Off White (IW), Orange (OR)
CC688*		Category 6		
CCS6X88BL	Shielded	Category 6A		



CC688IW

*View other color options at www.panduit.com

● = Packaged with reduced Single-Use Plastic

- Product Showcase
- Copper Systems
- Fiber Systems
- Industrial Networks
- Audio Video Systems
- Keystone Cabling Systems
- Cabinets, Thermal Mgmt, Racks, Enclosures & Cable Mgmt
- Power Management
- Cable Management Accessories
- Cable Routing Systems
- Electrical Solutions for Network Infrastructure
- Part Number Index

TX6A™ FieldCord™ Connectors

- Category 6A performance, also compatible with Category 6 and 5e systems

Part Number	Plug Type	Performance Level	Flammability Rating	Length m	Color*
-------------	-----------	-------------------	---------------------	----------	--------

Indoor Connectors

FC-ICCP0.5M*	Unshielded Connector Cord	Category 6A	CMP	0.5	Blue (BU), White (WH)
FC-ICCP1M*				1.0	
FC-ICC/P3M*	Unshielded Connector Cord with Loose Splice Connector			3.0	

Splice Connectors

Part Number	Plug Type	Performance Level	Color
FC-ISC	Unshielded/Indoor Splice Connector	Category 6A	Black



FC-ICCP0.5MBU



FC-ICCP1MBU

TX6A™ Shielded Field Term Plug Test Cord

- Shielded test cord compatible with shielded and unshielded channels

Part Number	Cable Type	Conductor Gauge (AWG)	Nominal Cable Diameter In. (m)	Flammability Rating	Length Ft.	Color
FPS6X88TC	Shielded	26	0.24 (6.09)	CM/LSZH	3.28	Red



FPS6X88TC

TX6A™ Unshielded and Shielded Field Term Plugs

- Simple-to-attach field terminable plugs in straight and angled UTP versions
- Category 6A performance, also compatible with Category 6 and 5e systems
- 22 – 26 AWG compatible and re-terminable up to 20 times
- Utilizes patented Giga-TX™ Technology for cable terminations which maintain cable pair geometry and minimize conductor untwist

BEST SELLER Best Seller Field Term Plugs

Part Number	Type	Performance Level	Termination Style	Color
FP6X88MTG	Unshielded Straight	Category 6A	TG-Style	Black
FPS6X88MTG	Shielded Straight			Silver



FP6X88MTG



FPS6X88MTG



FPUD6X88MTG

Other Available Field Term Plugs

FP6X88MTG-X ●	Unshielded Straight	Category 6A	TG-Style	Black
FPUD6X88MTG ●	Unshielded 45° Angled			
FPUD6X88MTG-X ●				
FPS6X88MTG-X ●	Shielded Straight			Silver

-X indicates bulk packaged with 10 pieces per package to reduce single-use plastic

● = Packaged with reduced Single-Use Plastic

TX6A™ and TX6™ PLUS Modular Plugs

- Exceed respective ANSI/TIA-568.2-D Category and ISO 11801 Class performance levels when properly terminated
- Tangle-free latch prevents snags and provides easy release

Part Number	Type	Performance Level	Wire Gauge (AWG)	Cable Diameter Range In. (mm)	Insulation Diameter Range In. (mm)	Pieces
SP6X88-C ●	Unshielded	Category 6A	23-24	0.275-0.315 (6.99-8.00)	0.040-0.048 (1.02-1.22)	5
SP6X88P-C ●			24	0.260-0.300 (6.60-7.62)	0.036-0.042 (0.91-1.07)	
SP6X88SD-C ●			26	0.220-0.250 (5.59-6.35)	0.025-0.030 (0.64-0.76)	
SP628-C ●		Category 6	28	0.138-0.189 (3.50-4.80)	Max. 0.027 (0.686)	4
SP688E-C ●			23-24	0.225-0.250 (5.72-6.35)	0.036-0.042 (0.91-1.07)	3
SP688-C ●						5
SPS6X88-C ●	Shielded	Category 6A	24	0.275-0.300 (6.99-7.62)	0.042-0.047 (1.07-1.19)	5
SPS688-C ●		Category 6	24	0.230-0.265 (5.84-6.73)	0.036-0.040 (0.91-1.02)	

-C indicates bulk packaged with 100 pieces per package to reduce single-use plastic



Single Pair Ethernet Plug

Part Number	Description	Wire Gauge (AWG)	Color
SP-1LSA22BL	Shielded Single Pair Ethernet 2 Wire, 2 Position Plug	18	Black



Tools and Accessories

Part Number	Type	Description	Color
EGJT-1	Jack and Field Term Plug Termination Tools	TG-Style Termination Tool	Green
TGSJT		45° TG-Style Jack Termination Tool	Red
EGPT		Enhanced TG-Style Plug Termination Tool for Straight or Angled Field Term Plugs	Violet
TGJT		Termination Tool for TG-Style Copper Jack Modules	Black
MPT5-8AS	Loose Piece Plug Termination Tools	Crimp tool for TX6 PLUS and Pan-Plug Modular Plugs	
CSPT	Loose Piece Plug Termination Tools	Termination Tool for Modular Plugs	Blue
SGPT		Termination Tool for 28 AWG Modular Plugs	
MDC-C	Jack Accessories	Clear RJ45 Dust Cap	Clear
CJSGK-XY		Grounding Kit for Giga-TX-Style Jack Modules	—
CJAST	Cable Prep Tools	Copper Cable Stripping Tool	Gray
CJASTB		Replacement Blade Kit for CJAST	—
CWST		Copper Cable Snipping Tool	Green



● = Packaged with reduced Single-Use Plastic

- Product Showcase
- Copper Systems
- Fiber Systems
- Industrial Networks
- Audio Video Systems
- Keystone Cabling Systems
- Cabinets, Thermal Mgmt, Racks, Enclosures & Cable Mgmt
- Power Management
- Cable Management Accessories
- Cable Routing Systems
- Electrical Solutions for Network Infrastructure
- Part Number Index

SmartKeeper Security Devices

- Unique blocking mechanism to prevent unauthorized access to open ports saving time and money associated with network downtime
- Includes devices for a variety of ports, USB Type C, USB Type A and RJ45
- One Master Key controls multiple devices (sold separately)
- USB type A device mounts flush with the port

Part Number	Type	Color
SKMKEY	Master Key	Gray
SKUSBC	USB Type C Block-Out Device	Red
SKUSBA-V	USB Type A Block-Out Device	
SKRJ45RD-X ●	RJ45 Block-Out Device	



-X indicates bulk packaged with 10 pieces per package to reduce single-use plastic

RJ45 Plug Lock-In Device

- Prevents unauthorized removal of patch cord, VoIP phone, other networking equipment or critical connection
- Compact design does not interfere with adjacent jack modules, including high density applications
- Requires key to lock and unlock
- Locking mechanism is white for standard and clear for recessed devices

Part Number	Type	Number of Keys	Color*
PSL-DCPLE	Standard	1	Red
PSL-DCPLE-BL			Black
PSL-DCPLE-C		5	Red
PSL-DCPLRE	Recessed	1	Red
PSL-DCPLRE-BL			Black
PSL-DCPLRE-C		5	Red



*Additional color options available at www.panduit.com

RJ45 Jack Block-Out Device

- Saves time and money by blocking unauthorized access and protecting jacks from foreign objects
- Compatible with most RJ45 jacks and does not interfere with jack contacts
- Does not interfere with adjacent jacks or hardware
- Requires key to remove

Part Number	Type	Number of Keys	Color*
PSL-DCJB	RJ45	1	Red
PSL-DCJB-BL			Black
PSL-DCJB-BU			Blue
PSL-DCJB-C		5	Red



*Additional color options available at www.panduit.com

● = Packaged with reduced Single-Use Plastic

Mini-Com® Modular Patch Panels

- Accept Mini-Com Modules, which snap in and out for easy moves, adds and changes
- Angled style facilitates proper bend radius control and minimizes the need for horizontal cable managers
- Front access design includes faceplate with easy snap release feature
- Shielded panels limited to shielded jacks

Part Number	No. of Rack Units	Style	Identification	Ports	Color [^]
Flush Mount					
BEST SELLER CPP24FMWBLY	1	Flat	Adhesive	24	Black
BEST SELLER CPPA24FMWBLY		Angled*			
BEST SELLER CPP48FMWBLY	2	Flat		48	
BEST SELLER CPPA48FMWBLY		Angled*			
CPP48FM6BL		Flat			
CPPA48FM6BL		Angled*			
CPP72FMWBLY		Flat		72	
CPPA72FMWBLY		Angled*			
Front Access					
BEST SELLER CPP24WBLY	1	Flat	Adhesive	24	Black
BEST SELLER CPPL24WBLY			Label Pocket		
CPPLA24WBLY		Angled*			
BEST SELLER CPP48WBLY	2	Flat	Adhesive	48	
BEST SELLER CPPL48WBLY			Label Pocket		
BEST SELLER CPPLA48WBLY		Angled			
High Density					
BEST SELLER CPP48HDEWBL	1	Flat	Adhesive	48	Black
BEST SELLER CPP48HDVNSWBL			—		
BEST SELLER CPP48HDWBLY					
BEST SELLER CPPA48HDWBLY		Angled*			
CPPA48HDVNSWBL					
CPPA48HDEWBL			Adhesive		
All Metal Shielded					
BEST SELLER CP24BLY	1	Flat	Adhesive	24	Black
CPA24BLY		Angled*			
BEST SELLER CP48BLY	2	Flat		48	
CPA48BLY		Angled*			
CP48HDBL	1	Flat			
CPA48HDBL		Angled*			



CPP24FMWBLY



CPP48FMWBLY



CPPL24WBLY



CPPLA48WBLY



CPPA48HDWBLY



CP24BLY



CP48BLY

[^]Select offerings available in White. Visit www.panduit.com

Product Showcase

Copper Systems

Fiber Systems

Industrial Networks

Audio Video Systems

Keystone Cabling Systems

Cabinets, Thermal Mgmt, Racks, Enclosures & Cable Mgmt

Power Management

Cable Management Accessories

Cable Routing Systems

Electrical Solutions for Network Infrastructure

Part Number Index

Populated UTP Patch Panels

- Includes DP6A™ and DP6™ Panels with 110 punchdown termination and Category 6A and 6 coupler-based panels
- Coupler-based panels provide fast and easy connection of 6 and 8-position RJ45 patch cords

Part Number	Ports	Style	Performance Level	Identification	Termination Type	No. of Rack Units	Color
CP246X88BL	24	Flat	Category 6A	Adhesive	Coupler	1	Black
CP24688BL			Category 6				
BEST SELLER DP246X88TGY		Angled	Category 6A		110		
DPA246X88TGY			Category 6				
BEST SELLER DP24688TGY			Category 6A				
DPA24688TGY			Category 6				
BEST SELLER DP486X88TGY	48	Flat	Category 6A	Adhesive	110	2	Black
BEST SELLER DPA486X88TGY			Category 6				
BEST SELLER DP48688TGY		Angled	Category 6A				
BEST SELLER DPA48688TGY			Category 6				
BEST SELLER DP48688TGY			Category 6A				
BEST SELLER DPA48688TGY			Category 6				



DP246X88TGY



DP48688TGY

Patch Panel Accessories

- Strain relief bars help support cable exiting the back of the panel
- Filler panels cover unused rack space
- Transitional cover for angled panels to help promote proper airflow and cooling

Part Number	Type	Style	Color*
BEST SELLER SRB19BLY	Strain Relief Bar	Extended	Black
BEST SELLER SRB19D5BL		Deep	
SRB19D7BL		Multi-Depth	
SRB19MDBL	Mounting Bracket	Quick Release	—
SRBBRKT		Screw Down	
CNSRBKIT-C	Cage Nut Kit for Strain Relief Bars	—	—
CPATCBL	Transitional Cover	Angled	Black (BL), White (WH)
CPAF1*Y	Filler Panel		
CPAF2*Y			



SRB19BLY



CNSRBKIT-C



CPATCBL



CPAF1BLY

*Select offerings available in White. Visit www.panduit.com



Mini-Com® Single Gang Faceplates

- Accept Mini-Com Modules for STP and UTP, fiber optic, and audio/video
- Replacement label/label covers available where applicable
- Sloped design includes icon slots
- Non-label faceplates include screws with matching color head screws
- Executive series includes a raised rail design
- Select items available in bulk packages to reduce single-use plastic and provide easy access

Part Number	Ports	Style	Identification	Color
Executive Series				
CFPE1IWY	1	Flat	Label Pocket	Off White
CFPE1WHY				White
BEST SELLER CFPE2IWY	2			Off White
BEST SELLER CFPE2WHY				White
CFPE4IWY	4			Off White
CFPE4WHY				White

Executive Series - Bulk Package

CFPE2IW-X ●	2	Flat	Label Pocket	Off White
CFPE2WH-X ●				White
CFPE4IW-X ●	4			Off White
CFPE4WH-X ●				White

-X indicates bulk packaged with 10 pieces per pack to reduce single-use plastic

Classic Series

CFP1WH	1	Flat	Adhesive	White	
CFP1IW				Off White	
CFPL1IWY			Label Pocket	White	
BEST SELLER CFPL1WHY					
CFPL2WHY	2		Adhesive	Off White	
CFP2WH					
CFP2IW			Sloped	Label Pocket	White
CFPL2IWY					
CFPSL2IWY	4	Flat	Label Pocket	White	
CFPL4WHY					
CFPL4IWY		Sloped	Label Pocket	Off White	
CFPSL4IWY					
CFPSL4WHY	White				

Classic Series - Bulk Package

CFPL2IW-X ●	2	Flat	Label Pocket	Off White
CFPL2WH-X ●				White
CFPL4IW-X ●	4			Off White
CFPL4WH-X ●				White

-X indicates bulk packaged with 10 pieces per pack to reduce single-use plastic

● = Packaged without Single-Use Plastic



CFPL2IW-X



CFP1WH



CFPL2WHY



CFPL4WHY



CFPE2WHY



CFPE4WHY

- Product Showcase
- Copper Systems
- Fiber Systems
- Industrial Networks
- Audio Video Systems
- Keystone Cabling Systems
- Cabinets, Thermal Mgmt, Racks, Enclosures & Cable Mgmt
- Power Management
- Cable Management Accessories
- Cable Routing Systems
- Electrical Solutions for Network Infrastructure
- Part Number Index

UL LISTED SF® Mini-Com® Stainless Steel Faceplates

- Accept Mini-Com Modules for STP and UTP, fiber optic, and audio/video
- Impact-resistant 304 stainless steel for light industrial environments
- Replacement labels/label covers available where applicable

Part Number	Ports	Style	Identification	Size
BEST SELLER CFPL2SY	2	Flat	Label Pocket	Single Gang
CFP2SY			Adhesive	
BEST SELLER CFPL4SY	4		Label Pocket	
CFP4SY			Adhesive	



CFPL2SY



CFPL4SY

UL LISTED SF® Mini-Com® Furniture Faceplates

- Accept Mini-Com Modules for STP and UTP, fiber optic, and audio/video
- Optional adhesive labels available
- Replacement labels/label covers available where applicable

Part Number	Ports	Furniture Opening	Identification	Color
CFPPA2BL	2	Standard	Adhesive	Black
CFFPL2BL			Label Pocket	
BEST SELLER CFFPL4BL	4		Herman Miller*	
CFPP4BL				
CFPPHM4BL				



CFFPL2BL



CFFPL4BL

*HERMAN MILLER is a trademark of Herman Miller, Inc., Zeeland, MI

UL LISTED SF® Mini-Com® Water Resistant Faceplate

Part Number	Description	Color
CFPWR4CIG	Single gang water resistant faceplate made of high impact material, meets IP56 protection, includes gaskets to prevent water damage and two types of screw options to secure hinged cover to base, requires adhesive labeling	Gray



CFPWR4CIG

Mini-Com® Adapter for WIREMOLD* Frames

Part Number	Description	Color
CHI2MBL-X	Snaps into most open communication WIREMOLD* frames	Black

*WIREMOLD is a registered trademark of Legrand in the United States



CHI2MBL-X

UL LISTED SR Mini-Com® Blank Modules

- Occupies unused ports for future use

Part Number	Description	Color
BEST SELLER CMBBL-X	Reserves a one module space for future use in Mini-Com Patch Panels, Faceplates, and Surface Mount Boxes	Black
BEST SELLER CMBWH-X		White
CMBIW-X		Off White



CMBBL-X

UL LISTED SR Phone Plates

Part Number	Description
KWPY	Empty faceplate, accepts one keystone module
KWPK6	Includes Category 6 keystone punchdown module



KWPY



KWPK6

UL LISTED SR Mini-Com® Surface Mount Boxes

- Accept Mini-Com Modules for STP and UTP, fiber optic, and audio/video
- Replacement labels/label covers available where applicable
- Mount easily with supplied mounting screws, adhesive tape, or optional magnet
- Multimedia boxes include built-in fiber spool
- For shuttered applications use shuttered jacks

Part Number	Ports	Style	Magnet	Raceway Compatibility	Identification	Color
Standard						
BEST SELLER CBX1WH-A	1	Elongated	—	LD3/LDPH3	Adhesive	White
CBX1IW-A						Off White
CBXQ1WH-A		Quick Release	CQBM-X			White
CBXQ1IW-A						Off White
BEST SELLER CBX2WH-AY	2	Elongated	CBM-X	LD3/LDPH3 LD5/LDPH5	Label Pocket	White
CBX2IW-AY						Off White
CBXQ2IW-A		Quick Release	CQBM-X			White
CBXQ2WH-A						Off White
CBX4IW-AY	4	Elongated	CBM-X	LD3/LDPH3 LD5/LDPH5 LD10/LDPH10	Label Pocket	White
CBX4WH-AY						Off White
CBXQ4IW-A		Quick Release	CQBM-X			White
CBXQ4WH-A						Off White
CBXQ6WH-A	6	Quick Release	CQBM-X	LD3/LDPH3 LD5/LDPH5 LD10/LDPH10	Label Pocket	White
CBXQ6IW-A						Off White
Multimedia						
CBXF6IW-AY	6	Multimedia	—	LD3/LDPH3	Label Pocket	Off White



CBX1WH-A



CBX2WH-AY



CBX4IW-AY

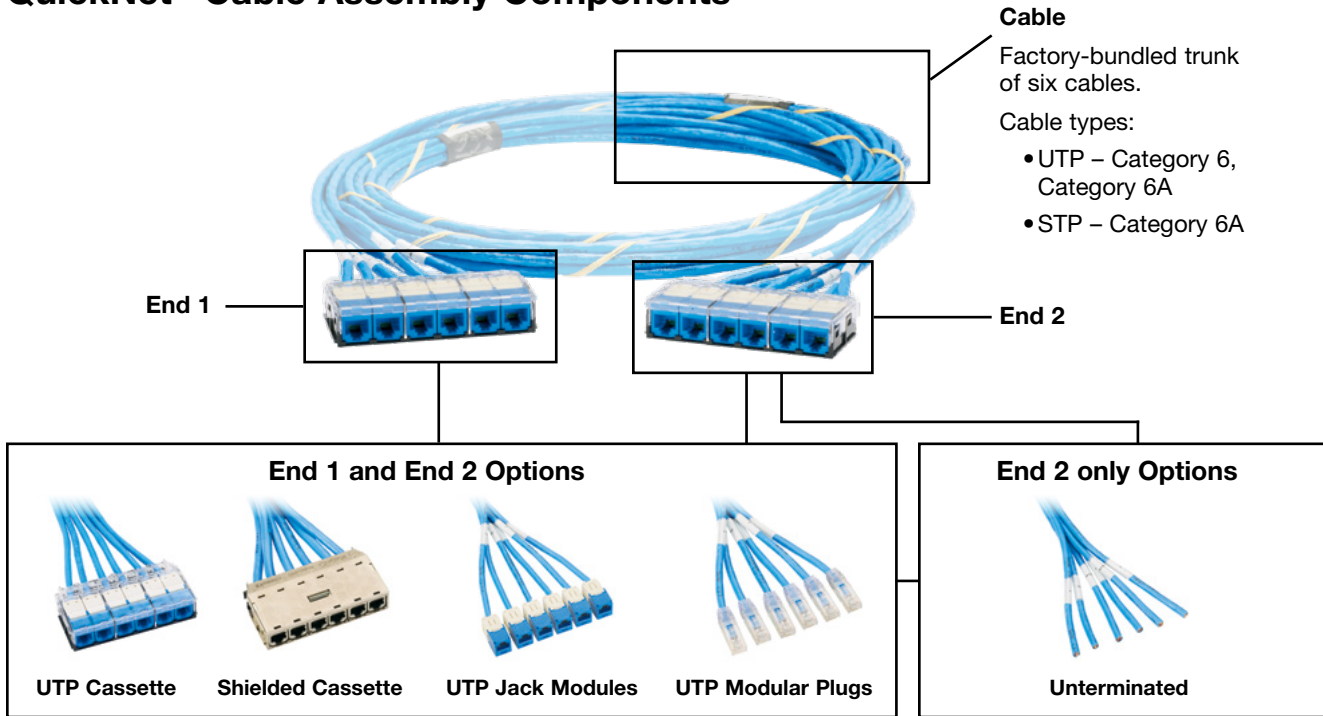


CBXQ6WH-A

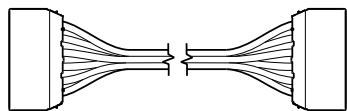


CBXF6IW-AY

QuickNet™ Cable Assembly Components

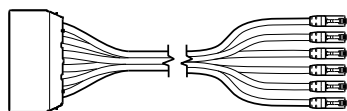


Common QuickNet Cable Assembly Configurations



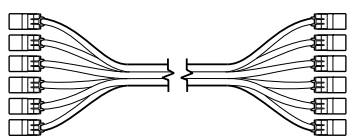
Cassette to Cassette

- Cassette of six jack modules on both ends of assembly
- Typically used in cabinet-to-cabinet permanent link trunks
- Installs into QuickNet Patch Panels on both ends in common interconnect and cross connect architectures, with cassette enabling quick installation into panels
- The most common QuickNet Configuration for permanent link trunks
- QuickNet Standard Parts for the Americas: UTP cassette-to-cassette, blue cable, blue jack modules



Cassette to Plug

- Similar configuration as above, but with six loose modular plugs
- Typically used for in-cabinet or cabinet-to-cabinet equipment cord harnesses
- Installs into QuickNet Patch Panels on one end and switch ports on the other for switch port replication applications



Jack to Jack

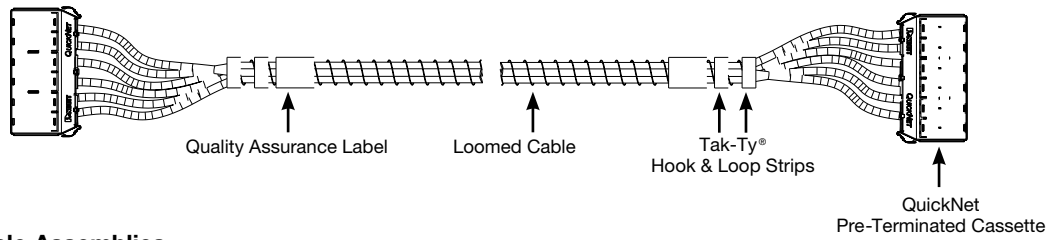
- Six loose jack modules on both ends of assembly
- Typically used in cabinet-to-cabinet permanent link trunks
- Installs into Mini-Com Modular Patch Panels (or QuickNet Patch Panels with panel adapters) on both ends in common interconnect and cross connect architectures
- Compatible with PVIQ™ and PanView™ Intelligent Modular Patching Systems



Like what you see and want more?

For more QuickNet Trunk options, visit
www.panduit.com/copper-trunk

QuickNet™ Trunks



QuickNet Cable Assemblies

Part Number	Flame Rating	Cable Type	Performance Level	End Type	Length Ft.	Color
QZPBCCB0001F010	Plenum	UTP Vari-MaTriX Cables	Category 6A	Cassette-to-Cassette	10	Blue
QZPBCJB0001F010				Cassette-to-Jack		
QZPBCUB0001F010				Cassette-to-Unterminated		
QZRBCCB0001F010	Riser			Cassette-to-Cassette		
QZRBCJB0001F010				Cassette-to-Jack		
QZRBCUB0001F010				Cassette-to-Unterminated		

Direct Attach Passive Cable Assemblies

- Ideal for Top of Rack (ToR) switch to server applications
- Passive connection provides a low cost, short reach interconnect option without additional power requirements
- Cables are 100% performance tested
- Low profile latching mechanism in connector allows assemblies to be installed side-by-side or stacked on top of each other providing maximum port density in high-density installations
- Small diameter cable design enables superior cable management and improved air flow
- Robust strain relief boot provides proper bend radius control for consistent reliability
- Variety of standard lengths allow more precise deployment, improved cable management and cost efficiencies

SFP+ 10 Gb/s Assemblies

Constructed with high-speed, 2-pair, twinaxial cable, factory terminated to SFP+ 10 Gb/s hot pluggable modular connectors

Part Number	AWG	Length Ft. (m)	Color**
PSF1PZA1M**	30	3.3 (1.0)	Black (BL), Blue (BU), Red (RD), White (WH)
PSF1PZA1.5M**		4.9 (1.5)	
PSF1PZA2M**		6.6 (2.0)	
PSF1PZA2.5M**		8.2 (2.5)	
PSF1PZA3M**		9.8 (3.0)	
PSF1PZC3.5M**	26	11.5 (3.5)	
PSF1PZC4M**		13.1 (4.0)	
PSF1PZC5M**		16.4 (5.0)	

Note: Wire Gauge Guide: 'A' in part number = 30 AWG, 'C' = 26 AWG



- Product Showcase
- Copper Systems
- Fiber Systems
- Industrial Networks
- Audio Video Systems
- Keystone Cabling Systems
- Cabinets, Thermal Mgmt, Racks, Enclosures & Cable Mgmt
- Power Management
- Cable Management Accessories
- Cable Routing Systems
- Electrical Solutions for Network Infrastructure
- Part Number Index

Direct Attach Passive Cable Assemblies *(continued)*

SFP28 25 Gb/s Assemblies

Constructed with high-speed, 2-pair, twinaxial cable, factory terminated to SFP28 25 Gb/s hot pluggable modular connectors

Part Number	AWG	Length Ft. (m)	Color**
PSF2PZA1M**	30	3.3 (1.0)	Black (BL), Blue (BU), Red (RD), White (WH)
PSF2PZA1.5M**	31	4.9 (1.5)	
PSF2PZA2M**	32	6.6 (2.0)	
PSF2PZA2.5M**	33	8.2 (2.5)	
PSF2PZA3M**	34	9.8 (3.0)	
PSF2PZC3.5M**	26	11.5 (3.5)	
PSF2PZC4M**		13.1 (4.0)	
PSF2PZC5M**		16.4 (5.0)	

Note: Wire Gauge Guide: 'A' in part number = 30 AWG, 'C' = 26 AWG



QSFP28 100 Gb/s Assemblies

Constructed with high-speed, 4-pair, twinaxial cable, factory terminated to QSFP28 100 Gb/s hot pluggable modular connectors

Part Number	AWG	Length Ft. (m)	Color
PQSF2PXA1MBL	30	3.3 (1.0)	Black (BL)
PQSF2PXA2MBL		6.6 (2.0)	
PQSF2PXA3MBL		9.8 (3.0)	
PQSF2PXC4MBL	26	13.1 (4.0)	
PQSF2PXC5MBL		16.4 (5.0)	



QSFP28 to SFP28 Breakout Assemblies

Constructed with high-speed, 4-pair, twinaxial cable, factory terminated to QSFP28 100 Gb/s and 4x25 Gb/s SFP28 hot pluggable modular connectors

Part Number	AWG	Length (m)	Color
PHQ4SFP2A1MBL	30	3.3 (1.0)	Black (BL)
PHQ4SFP2A2MBL		6.6 (2.0)	
PHQ4SFP2A3MBL		9.8 (3.0)	
PHQ4SFP2C4MBL	26	13.1 (4.0)	
PHQ4SFP2C5MBL		16.4 (5.0)	



QuickNet™ Patch Panels and Accessories

- Accept QuickNet Copper Cable Assemblies and QuickNet SFQ Series MTP Fiber Optic Cassettes which snap in and out with one hand
- High-density patch panels conserve valuable rack space
- Angled patch panels facilitate proper bend radius control and minimize the need for horizontal cable managers
- All metal patch panels accept shielded cassettes, no additional grounding kit required
- Pre-printed numbers above each port for easy identification
- Mount to standard EIA 19" racks or 23" racks with optional extender brackets

Part Number	Ports	Style	No. of Rack Spaces	Color
QuickNet Unshielded Patch Panels				
QPP24**	24	Flat	1	Black (BL), White (WH)
QPP48HD**	48			
QAPP24**	24	Angled		
QAPP48HD**	48			

QuickNet Shielded Patch Panels				
QSP24**	24	Flat	1	Black (BL), White (WH)
QSP48HD**	48			
QASP24**	24	Angled		
QASP48HD**	48			

QuickNet Accessories

Part Number	Description
QPPABL	QuickNet Patch Panel Adapter which accepts Mini-Com Modules for UTP, fiber optic, and audio/visual applications
QPPBBL	QuickNet Patch Panel Blank reserves space for future use and promotes proper airflow and cooling



Product Showcase

Copper Systems

Fiber Systems

Industrial Networks

Audio Video Systems

Keystone Cabling Systems

Cabinets, Thermal Mgmt, Racks, Enclosures & Cable Mgmt

Power Management

Cable Management Accessories

Cable Routing Systems

Electrical Solutions for Network Infrastructure

Part Number Index

PANDUIT

HD Flex™ Fiber Cabling System

HD Flex™ Fiber Cabling System

No Limits: The Power of Innovation Serviceability and Manageability for the Next-Generation Data Center



Like what you see and want more?

For more about HD Flex, visit
www.panduit.com/hd-flex

FIBER OPTIC SYSTEMS

Opti-Core® Fiber Optic Cable.....	34
OptiCam® Fiber Optic Connectors	39
Fusion Splice Fiber Optic Connectors	40
OptiCam® 2 Termination Tool and Accessories	40
Fiber Optic Adapters and Modules.....	41
HD Flex™ Enclosures, Panels, and Accessories.....	42
HD Flex™ Fiber Optic Cassettes.....	43
HD Flex™ Adapter Panel and Accessories	45
HD Fusion Splicing Enclosure and Accessories.....	46
FlexCore™ Optical Distribution Frame	47
Opticom® QuickNet™ Enclosures	49
Opticom® Rack Mount Fiber Trays/Drawers.....	50
Opticom® Fiber Adapter Patch Panels.....	50
Opticom® QuickNet™ MPO Fiber Optic Cassettes.....	51
Opticom® Fiber Optic Splice Cassettes	52
Opticom® TAP Cassettes.....	53
Opticom® MPO Fiber Optic Adapter Panels (FAPs)	53
Opticom® Fiber Optic Adapter Panels (FAPs)	54
Opticom® Accessories and Splice Solutions	55
QuickNet™ SFQ Patch Panels and Accessories	55
QuickNet™ MPO Fiber Adapter Panels (FAPs).....	56
QuickNet™ SFQ MPO Fiber Optic Cassettes.....	57
QuickNet™ SFQ 4-to-1 Conversion Cassettes	57
Fiber Optic Interconnect Assemblies	58
Fiber Optic Trunk Cable Assemblies	59
Fiber Optic Patch Cord and Pigtail Assemblies.....	60

Opti-Core® Fiber Optic Indoor Distribution Cable

- Used in intrabuilding backbone, building backbone, and horizontal installations for riser (OFNR), plenum (OFNP), and general-purpose environments
- Available in 6-, 12-, and 24-fiber counts in a single jacket design, and in 48-, 72-, 96-, and 144-fiber counts in a sub-unit design
- Sheath markings provide positive identification, quality, traceability, and length verification
- Cable design and flexible buffer tubes allow for quick breakout and ease of routing
- 900µm standards-based color-coded buffer coating protects fibers during handling and allows for easy identification and stripping

Part Number	Flame Rating	Fiber Type	Fiber Count
FODPX06Y	Plenum	50µm Multimode OM3	6
BEST SELLER FODPX12Y			12
FODPZ06Y			6
BEST SELLER FODPZ12Y		50µm Multimode OM4	12
BEST SELLER FODPZ24Y			24
BEST SELLER FODRX06Y			6
BEST SELLER FODRZ12Y	Riser	50µm Multimode OM4	12
BEST SELLER FODRZ24Y			24
BEST SELLER FSDP912Y			Plenum
BEST SELLER FSDP924Y	24		
BEST SELLER FSDR912Y	Riser	12	
BEST SELLER FSDR924Y		24	
FODPW12Y	Plenum	50µm Multimode OM5	12
FODPW24Y			24



Opti-Core® Fiber Optic Indoor Interlocking Armor Cable

- Used in intrabuilding backbone, building backbone, and horizontal installations for riser (OFCR), plenum (OFCP), and general-purpose environments
- Interlocking aluminum armor eliminates the need for inner duct or conduit to provide a smaller crush resistant pathway for design flexibility and a lower installed cost
- Available in 6, 12, and 24-fiber counts in a single jacket design, and in 48, 72, 96, and 144-fiber counts in a sub-unit design
- Sheath markings provide positive identification, quality, traceability, and length verification
- Cable design and flexible buffer tubes allow for quick breakout and ease of routing
- 900µm standards-based color-coded buffer coating protects fibers during handling and allows for easy identification and stripping

Part Number	Flame Rating	Fiber Type	Fiber Count
FOPPX06Y	Plenum	50µm Multimode OM3	6
BEST SELLER FOPPX12Y			12
FOPPX24Y			24
BEST SELLER FOPPZ06Y		50µm Multimode OM4	6
BEST SELLER FOPPZ12Y			12
BEST SELLER FOPPZ24Y			24
FOPRZ12Y	Riser		12
BEST SELLER FSPP906Y	Plenum	9µm Singlemode OS2	6
FSPP912Y			12
FSPP914Y			144
BEST SELLER FSPP924Y			24
FSPP948Y			48
FSPP972Y			72
FSPP996Y			96
FSPP912Y			Riser



Opti-Core® Fiber Optic Indoor/Outdoor All-Dielectric Cable

- Allows installation using loose tube cable methods within building and outdoor environments for transitional aerial and duct applications, and in entrance facilities that require Riser (OFNR) or Plenum (OFNP) rated cable
- Eliminates the need for building entrance transition point
- All-dielectric construction eliminates the need for grounding and bonding
- UV resistant cable sheathing meets the light absorption requirement defined by Telcordia GR-20, Issue 2 to withstand harsh outdoor environmental demands
- Dry water-blocking technology allows rapid cable preparation and termination for lower termination costs and time (no messy gel to clean up)
- Available in 6- and 12-fiber counts central loose tube and 24 – 144 fiber counts in stranded loose tube design
- Sheath markings provide positive identification, quality, traceability, and length verification
- 250µm buffer coating protects fibers during handling and allows for ease of stripping

Part Number	Flame Rating	Fiber Type	Fiber Count	Construction	
FOCPX06Y	Plenum	50µm Multimode OM3	6	Central Loose Tube	
FOCPX12Y			12		
FOCPZ06Y		50µm Multimode OM4	6		
BEST SELLER FOCPZ12Y			12		
BEST SELLER FOCRX06Y	Riser	50µm Multimode OM3	6		
BEST SELLER FOCRX12Y			12		
BEST SELLER FOCRZ06Y		50µm Multimode OM4	6		
BEST SELLER FOCRZ12Y			12		
FONPZ24Y	Plenum	50µm Multimode OM3	24		Stranded Loose Tube
FONRX48Y	Riser		48		
FONRX96Y			96		
BEST SELLER FSCP912Y	Plenum	9µm Singlemode OS2	12		Central Loose Tube
BEST SELLER FSCR906Y	Riser		6		
BEST SELLER FSCR912Y			12		
FSNP924Y	Plenum		24	Stranded Loose Tube	
BEST SELLER FSNP948Y			48		
FSNP996Y			96		



FOCPZ12Y

- Product Showcase
- Copper Systems
- Fiber Systems
- Industrial Networks
- Audio Video Systems
- Keystone Cabling Systems
- Cabinets, Thermal Mgmt, Racks, Enclosures & Cable Mgmt
- Power Management
- Cable Management Accessories
- Cable Routing Systems
- Electrical Solutions for Network Infrastructure
- Part Number Index

Opti-Core® Fiber Optic Indoor-Outdoor Interlocking Armored Cable

- Allows installation using loose tube cable methods within building and outdoor environments for transitional aerial and duct applications, and in entrance facilities that require Riser (OFNR) or Plenum (OFNP) rated cable
- Eliminates the need for building entrance transition point
- Interlocking aluminum armor eliminates the need for inner duct or conduit to provide a smaller crush resistant pathway for design flexibility and a lower installed cost
- UV resistant cable sheathing meets the light absorption requirement defined by Telcordia GR-20, Issue 2 to withstand harsh outdoor environmental demands
- Dry water-blocking technology allows rapid cable preparation and termination for lower termination costs and time (no messy gel to clean up)
- Available in 6- and 12-fiber counts central loose tube and 24 – 96 fiber counts in stranded loose tube design
- Sheath markings provide positive identification, quality, traceability, and length verification
- 250µm buffer coating protects fibers during handling and allows for ease of stripping

Part Number	Flame Rating	Fiber Type	Fiber Count	Construction
FOGPZ12Y	Plenum	50µm Multimode OM4	12	Central Loose Tube Armored
FOMPX24Y		50µm Multimode OM3	24	Stranded Loose Tube Armored
FSGR912Y	Riser	9µm Singlemode OS2	12	Central Loose Tube Armored
FSMP624Y	Plenum	62.5µm Multimode OM1	24	Stranded Loose Tube Armored
FSMP924Y		9µm Singlemode OS2		
FSMR924Y	Riser	9µm Singlemode OS2		



Opti-Core® Fiber Optic Indoor/Outdoor Tight Buffered Cable

- Allows installation using tight buffered cable methods within building and outdoor environments for transitional aerial and duct applications, and in entrance facilities that require Riser (OFNR) or Plenum (OFNP) rated cable
- Eliminates the need for building entrance transition point
- All-dielectric construction eliminates the need for grounding and bonding
- UV resistant cable sheathing meets the light absorption requirement defined by Telcordia GR-20, Issue 2 to withstand harsh outdoor environmental demands
- Sheath markings provide positive identification, quality, traceability, and length verification
- 900µm buffer coating protects fibers during handling and allows for ease of stripping

Part Number	Flame Rating	Fiber Type	Fiber Count
BEST SELLER FOKPX06	Plenum	50µm Multimode OM3	6
BEST SELLER FSKP912		9µm Singlemode OS2	12
FOKRX48	Riser	50µm Multimode OM3	48
FSKP912	Plenum	9µm Singlemode OS2	12



Opti-Core® Fiber Optic Indoor/Outdoor Interlocking Armored Tight Buffered Cable

- Allows installation using tight buffered cable methods within building and outdoor environments for transitional aerial and duct applications, and in entrance facilities that require Riser (OFNR) or Plenum (OFNP) rated cable
- Interlocking aluminum armor eliminates the need for inner duct or conduit to provide a smaller crush resistant pathway for design flexibility and a lower installed cost
- Sheath markings provide positive identification, quality, traceability, and length verification
- 900µm buffer coating protects fibers during handling and allows for ease of stripping

Part Number	Flame Rating	Fiber Type	Fiber Count
FSLP912	Plenum	9µm Singlemode OS2	12
FSLP924			24
FSLR912	Riser		12
FSLR948			48



Opti-Core® Fiber Optic All-Dielectric Outside Plant Cable

- Allows installation using loose tube cable methods in outdoor environments such as transitional aerial and duct applications
- Gel-free design with water swellable tape provides dry water blocking
- All-dielectric construction eliminates the need for grounding and bonding
- UV resistant cable sheathing meets the light absorption requirement defined by Telcordia GR-20, Issue 2 to withstand harsh outdoor environmental demands
- Complies with RUS 7 CFR 1755.900 requirements for fiber optic service entrance cables
- Available in 6 – 144 fiber counts in loose tube design
- Medium density polyethylene jacket provides low friction installation
- Sheath markings provide positive identification, quality, traceability, and length verification
- 250µm buffer coating protects fibers during handling and allows for ease of stripping

Part Number	Flame Rating	Fiber Type	Fiber Count
FOTNX06	Non-Rated	50µm Multimode OM3	6
FOTNX12			12
FOTNZ12		50µm Multimode OM4	12
FSTN912		9µm Singlemode OS2	144
FSTN91A			24
FSTN924			24




FOTNZ12

Opti-Core® Fiber Optic Armored Outside Plant Cable

- Allows installation using loose tube cable methods in outdoor environments such as transitional aerial and duct applications
- Gel-free design with water swellable tape provides dry water blocking
- Corrugated steel armor provides superior crush resistance and rodent protection for extended durability
- UV resistant cable sheathing meets the light absorption requirement defined by Telcordia GR-20, Issue 2 to withstand harsh outdoor environmental demands
- Complies with RUS 7 CFR 1755.900 requirements for fiber optic service entrance cables
- Available in 6 – 144 fiber counts in loose tube design
- Medium density polyethylene jacket provides low friction installation
- Sheath markings provide positive identification, quality, traceability, and length verification
- 250µm buffer coating protects fibers during handling and allows for ease of stripping

Part Number	Flame Rating	Fiber Type	Fiber Count
FOWNX06	Non-Rated	50µm Multimode OM3	6
FOWNX12			12
FOWNZ06		50µm Multimode OM4	6
FOWNZ12			12
FSWN906		9µm Singlemode OS2	6
FSWN912			12
FSWN924			24
FSWN948			48



FSWN948

- Product Showcase
- Copper Systems
- Fiber Systems
- Industrial Networks
- Audio Video Systems
- Keystone Cabling Systems
- Cabinets, Thermal Mgmt, Racks, Enclosures & Cable Mgmt
- Power Management
- Cable Management Accessories
- Cable Routing Systems
- Electrical Solutions for Network Infrastructure
- Part Number Index

Opti-Core® Fiber Optic Interconnect Cable

- Used in interconnect and horizontal installations for Riser (OFNR), Plenum (OFNP) or general purpose environments
- Sheath markings provide positive identification, quality, traceability, and length verification
- Colored buffer for ease of identification
- High quality buffering offers ease of stripping while maintaining optical performance
- Small diameter and flexible jackets allow for routing in tight spaces such as panels, cable trays, and fiber to the desk (FTTD) applications

Part Number	Flame Rating	Fiber Type	Fiber Count
FOIPZ02Y	Plenum	50µm Multimode OM4	2
FOIRX02Y	Riser	50µm Multimode OM3	



Opti-Core® Ribbon Fiber Optic Cable

- Ribbonized fibers reduce installation time by allowing the installer to splice or terminate twelve fibers at a time
- 12-fiber ribbons are compatible with MPO multi-fiber connectors and pigtails
- Flame ratings include Plenum, Riser, LSZH and EuroClass
- Both the indoor and indoor-outdoor versions are used in data centers, colocation facilities and vertical backbones
- Indoor-outdoor version has a robust construction suitable for building-to-building cable connections, eliminating the need for intermediate splice transitions from the outdoor environment to indoor use

Part Number	Flame Rating	Fiber Type	Fiber Count	Construction
FFCDBX288-24F	LSZH, EuroClass Cca	OS2, Flexible Ribbon	288	Indoor/Outdoor Central Tube, Ribbon
FFCDBX288-28M	Riser, LSZH, EuroClass Cca			
FFDDBF144-18M	Riser, LSZH, EuroClass B2ca	OS2, Flat Ribbon	144	Indoor Distribution, Ribbon
FFDPAX144F		OS2, Flexible Ribbon		
FFDPBF012F	Plenum	9µm Singlemode OS2	12	Indoor Distribution Ribbon
FFDPBF024F			24	
FFDPBF048F			48	
FFDPBF072F			72	
FFDPBF096F			96	
FFDPZF012F			50µm Multitude OM4	
FFDPZF024F		24		
FFDPZF048F		48		
FFDPZF072F		72		
FFDPZF096F			96	



OptiCam® LC Fiber Optic Connectors – Pre-Polished Cam Termination

- TIA/EIA-604 FOCIS-10 compliant connectors
- Exceed ANSI/TIA-568.3-D requirements
- Connector backbone and boot colors follow ANSI/TIA-568.3-D suggested color identification scheme
- Insertion loss: 0.3 dB average (multimode and singlemode)
- Return loss: >26 dB (multimode), >20 dB (multimode), >50 dB (singlemode)
- Quick installation; provide field termination in less than half the time of the field polish connectors
- Re-termination capability provide yield rates approaching 100%
- Factory pre-polished fiber end face eliminates time-consuming field polishing to reduce installation costs, labor, scrap, and the number of tools required
- Cam activated fiber and buffer clamp mechanisms provide superior fiber and buffer retention, decreased sensitivity to fiber tensile loading
- OptiCam 2 Termination Tool simplifies tooling and termination, and virtually eliminates operator error by providing calculated insertion loss after the cam step has been completed
- Fiber cable size accepts 900µm tight buffered fiber with included boot(s); accepts 1.6mm – 2.0mm and 3.0mm jacketed cable with available OptiCam Cable Retention Boot Assemblies
- Ferrule type: 1.25mm zirconia ceramic (highest durability for repeated matings) to meet a variety of application requirements
- Use OptiCam 2 Termination Kit: FOCTT2-KIT; FOCTT2-BKIT2; FOCTT2-PKIT2, [see page 40](#)

Part Number	Cable Type	Connector Variant	Fiber Type	Color
BEST SELLER FLCDMCXAQY	Duplex	Multimode	OM3/OM4/OM5	Aqua
FLCDSCBUY		Singlemode	OS1/OS2	Blue
FLCSMC5BLY	Simplex	Multimode	OM2	Black
FLCSMC6E1Y			OM1	Electric Ivory
BEST SELLER FLCSMCXAQY		Singlemode	OM3/OM4/OM5	Aqua
BEST SELLER FLCSMCBUY			OS1/OS2	Blue



FLCDMCXAQY



FLCSMCBUY

OptiCam® SC/ST Fiber Optic Connectors – Pre-Polished Cam Termination

- TIA/EIA-604 FOCIS-3 (SC) and FOCIS-2 (ST) compliant connectors
- Exceed ANSI/TIA-568.3-D requirements
- Connector boot colors follow ANSI/TIA-568.3-D suggested color identification scheme
- Insertion loss: 0.3 dB average (multimode and singlemode)
- Return loss: >26 dB (multimode), >20 dB (multimode), >50 dB (singlemode) including APC
- Quick installation; provide field termination in less than half the time of the field polish connectors
- Re-termination capability provide yield rates approaching 100%
- Factory pre-polished fiber end face eliminates time-consuming field polishing to reduce installation costs, labor, scrap, and the number of tools required
- Cam activated fiber and buffer clamp mechanisms provide superior fiber and buffer retention- less sensitivity to fiber tensile loading
- OptiCam 2 Termination Tool simplifies tooling and termination, and virtually eliminates operator error by providing visual indication of proper termination after the cam step has been completed
- Fiber cable size accepts 900µm tight buffered fiber with included boot(s); accepts 1.6mm – 2.0mm and 3.0mm jacketed cable with available OptiCam Cable Retention Boot Assemblies
- Ferrule type: 2.5mm zirconia ceramic (highest durability for repeated mating) to meet a variety of application requirements
- Use OptiCam 2 Termination Kit: FOCTT2-KIT; FOCTT2-BKIT2; FOCTT2-PKIT2, [see page 40](#)

Part Number	Cable Type	Connector Variant	Fiber Type	Color
FSC2MC6E1	Simplex	Multimode	OM1	Electric Ivory
FSC2MCXAQY			OM3/OM4/OM5	Aqua
FSC2SCBU		Singlemode	OS1/OS2	Blue
FSC2SCAG		Singlemode APC	OS1/OS2	Green
FST2MC6E1		Multimode	OM1	Electric Ivory
FST2SCBU		Singlemode	OS1/OS2	Blue



FSC2MCXAQY



FST2MC6E1

Fusion Splice Fiber Optic Connectors

- TIA/EIA-604 FOCIS-3 (SC) and FOCIS-10 (LC) compliant connectors
- Exceed ANSI/TIA-568.3-D requirements
- Connector boot colors follow ANSI/TIA-568.3-D suggested color identification scheme
- Insertion loss: Singlemode is 0.15 dB average, 0.30 dB maximum; Multimode is 0.10 dB average, 0.25 dB maximum
- Return loss: Singlemode is > 55 dB (UPC) or > 65 dB APC); multimode is > 30 dB (PC)
- Quick installation; provide field termination in less than half the time of the field polish connectors

Part Number	Connector Type	Cable Type	Fiber Type	Color
FLCS2/9SOCU9BU ●	LC	900µm Tight Buffered or 250µm Loose Tube	Singlemode	Blue
FLCS2/9SOCA9AG ●				Green
FLCS2/9SOCPXAQ ●			Multimode	Aqua
FSCS2/9SOCU9BU ●	SC			Blue
FSCS2/9SOCA9AG ●			Green	
FSCS2/9SOCPXAQ ●			Multimode	Aqua
FLCSLT9SOCU9BU ●	LC	250µm Loose Tube with a 900µm Build-Up	Singlemode	Blue
FLCSLT9SOCA9AG ●				Green
FLCSLT9SOCPXAQ ●			Multimode	Aqua
FSCSLT9SOCA9AG ●	SC			Singlemode



FSCSLT9SOCA9AG



FLCS2/9SOCU9BU

OptiCam® 2 Termination Tool

- Provides accurate calculated connector insertion loss with pass/fail thresholds in accordance with ANSI/TIA-568.3-D
- LCD Display with on-screen directions for three step termination process
- Wireless enabled for synchronization with Connect-It mobile app, allowing rich data analytics and project documentation
- Works with all current OptiCam LC, Keyed LC, SC, and ST Connectors

Part Number	Description
FOCTT2-KIT	OptiCam 2 Termination Tool Basics Kit
FOCTT2-BKIT2	OptiCam 2 Termination Tool Kit with beaver-tail style cleaver
FOCTT2-PKIT2	OptiCam 2 Termination Tool Kit with precision rotary-style cleaver
FOLPC-1.25SM	Replacement 1.25mm ferrule launch cord for singlemode LC terminations (Singlemode)
FOLPC-1.25MM	Replacement 1.25mm ferrule launch cord for multimode LC terminations (OM1, OM2, OM3/OM4/OM5 Multimode)
FOLPC-2.5SM	Replacement 2.5mm ferrule launch cord for singlemode SC and ST terminations (Singlemode)
FOLPC-2.5MM	Replacement 2.5mm ferrule launch cord for multimode SC and ST terminations (OM1, OM2, OM3/OM4/OM5 Multimode)
FSPCVR	Precision fiber cleaver with rotary blade, receptacle for scrap stubs, cleave counter
FOCTT2CORD	OptiCam 2 Termination Tool Data Cord
FOSTFH	Fiber Optic Strip Tool (Five Hole)



FOCTT2-PKIT2



FOCTT2-BKIT2

OptiCam® Accessories

Part Number	Description
FLCCLIW-X	Ten fiber LC connector lock-in clips and one removal tool
FO6CB	Fan out 6-fibers
FO12CB	Fan out 12-fibers
F250BT-C	Build-up tubing for 250µm cable
FCLEANSOL	Fiber cleaning solution
FCLEANWIPE	Fiber cleaning wipes



FLCCLIW-X

● = Fusion Splice Ready

Fiber Optic Adapters

- TIA/EIA-604 FOCIS-10 compatible adapters
- Exceed ANSI/TIA-568.3-D requirements
- Adapter housing colors follow ANSI/TIA-568.3-D suggested color identification scheme
- Accept FOCIS-10 compatible LC connectors

Part Number	Adapter Type	Split Sleeve	Color
FADSCZAG-L ●	Duplex SC APC	Zirconia	Green
FADSCZAQ-L ●	Duplex SC		Aqua
FADSCZBU-L ●			Blue
FADSLCZAQ-L ●			Duplex LC
FADSLCZBU-L ●	Simplex SC APC		Blue
FASSCZAG-L ●			Green
FASSCZAQ-L ●			Aqua
FASSCZBU-L ●	Simplex SC		Blue



FADSLCZAQ-L




FADSLCZBU-L

-L indicates bulk packaged with 50 pieces per pack to reduce single-use plastic

Mini-Com® Fiber Optic Adapter Modules

- TIA/EIA-604 FOCIS-10 and FOCIS-3 compatible adapters
- Exceed ANSI/TIA-568.3-D requirements
- Adapter housing colors follow ANSI/TIA-568.3-D suggested color identification scheme
- Small form factor (SFF) duplex adapter design fits into single module space
- Compatible with Mini-Com Products for complete modularity
- Accept FOCIS-10 compatible LC connectors and FOCIS-3 compatible SC connectors
- Keyed adapters are part of a keyed cabling systems that provides an additional layer of physical security, mating only with matching keyed components

Part Number	Adapter Type	Split Sleeve	Color	Module Color**
CMDSAQLCZ**	Duplex LC	Zirconia	Aqua	Black (BL), Off White (IW)
CMDSL CZ**			Blue	Black (BL), Blue (BU), Electric Ivory (EI), Off White (IW)
CMDAGSCZBL	Duplex SC APC		Green	Black
BEST SELLER CMDAQSCZBL	Duplex SC		Aqua	
CMDBUSCZBL			Blue	
CMSAGSCZBL	Simplex SC APC		Green	
CMSAQSCZBL	Simplex SC		Aqua	
CMSBUSCZBL			Blue	



CMDSAQLCZBL



CMDSL CZBU

Keyed adapter modules

Part Number	Adapter Type	Split Sleeve	Color	Module Color**
CMDABLLCZ**	Duplex LC	Zirconia	Black	Black (BL), Off White (IW)
CMDBRDLCZ**			Red	
CMDCGRLCZ**			Green	
CMDDYLLCZ**			Yellow	
CMDEORLCZ**			Orange	
CMDFDBLCZ**			Dark Blue	
CMDGVLLCZ**			Violet	
CMDHAQLCZ**			Aqua	
CMDJROLCZ**			Rose	
CMDKIGLCZ**			International Gray	
CMDLLBLCZ**			Light Brown	
CMDPWTL CZ**			Keyed White	

● = Packaged with reduced Single-Use Plastic

HD Flex™ Enclosures, Panels, and Accessories

- Enclosures and panels support 144-fibers with LC connectors and 864-fiber with MPO-12 connectors per RU
- Enclosure drawers slide to two locked positions for easy moves, adds, and changes from the front or rear of the enclosure
- Enclosure split tray design allows half of the tray to operate independently, eliminating unnecessary fiber movement on the other half of the tray
- Panels are fixed tray design, light weight, and shallow depth is ideal for high density cabinets or overhead installation
- 4-, 6-, and/or 12-port enclosures and panels ship pre-configured to house 4-, 6-, and 12-port cassettes, respectively
- Enclosures and panels can be configured in the field to support 4-, 6-, and/or 12-port cassettes by adding/removing divider rails
- 0 RU brackets secure HD Flex Cassettes or FAPs to vertical rails, saving valuable RU space

Part Number	Type	Cassette/ FAP Openings	No. of Rack Spaces	Color**
FLEX1U04 ●	4-port Enclosure	18	1	Black (BL), White (WH)
FLEX2U04 ●		36	2	
FLEX4U04 ●		72	4	
FLEX1UPN04 ●	4-port Panel	18	1	
FLEX2UPN04 ●		36	2	
FLEX4UPN04 ●		72	4	
BEST SELLER FLEX1U06** ●	6-port Enclosure	12	1	
FLEX2U06** ●		24	2	
FLEX4U06** ●		48	4	
FLEX1UPN06** ●	6-port Panel	12	1	
FLEX2UPN06** ●		24	2	
FLEX4UPN06** ●		48	4	
FLEX1U12 ●	12-port Enclosure	6	1	
FLEX2U12 ●		12	2	
FLEX4U12 ●		24	4	
FLEX1UPN12 ●	12-port Panel	6	1	
FLEX2UPN12 ●		12	2	
FLEX4UPN12 ●		24	4	
FLEX-0RUBR06**	6-port Bracket and Cassette Holder	2	0	



FLEX4U04



FLEX1UPN04



FLEX1U06



FLEX1UPN06



FLEX1U12



FLEX1UPN12



FLEX-0RUBR06

HD Flex™ Raised Floor Enclosures

Part Number	Description	Color
FLEX-ZRFEG	HD Flex Zone Raised Floor Enclosure	Gray
FLEX-ZRFEGC	HD Flex Zone Raised Floor Enclosure Cover	



FLEX-ZRFEG

● = Fusion Splice Ready

Product Showcase

Copper Systems

Fiber Systems

Industrial Networks

Audio Video Systems

Keystone Cabling Systems

Cabinets, Thermal Mgmt, Racks, Enclosures & Cable Mgmt

Power Management

Cable Management Accessories

Cable Routing Systems

Electrical Solutions for Network Infrastructure

Part Number Index

HD Flex™ Fiber Optic Cassettes

- Compatible with HD Flex Rack Mount Enclosures, Panels, and 0 RU Brackets
- LC adapters include integral shutters for dust protection and VFL light identification
- Low insertion loss of 0.5 dB per optimized cassette, 0.35 dB for ultra cassette, and 0.75 dB for standard singlemode cassette
- Return loss >26 dB (multimode) and >55 dB (singlemode)
- Adapter housing colors follow ANSI/TIA-568.3-D suggested color identification scheme
- Cassettes accessible from the front or back to streamline installation and migration from 10G to 40G/100G and beyond
- Performance test data provided with each cassette
- Lifetime traceability of test data to QC numbers on each fiber cassette
- 4-to-1 conversion cassettes split MPO parallel optics signals into 4 discrete channels on duplex LCs - 40G MPO to (4) 10G LC, and 100G MPO to (4) 25G LC

Part Number	Fiber Type	Fiber Count	No. of Rear MPOs	No. of Front Duplex LCs	Performance	Polarity
-------------	------------	-------------	------------------	-------------------------	-------------	----------

HD Flex LC/MPO Cassettes

FHC9N-12-10AF	OS2	12	1x12f	6*	Standard	Modified Method A (Pair Flipped)	
FHC9N-12-10AS						Method A	
FHC9N-12-10U						Universal	
FHCXO-12-10AF	OM3				Optimized	Modified Method A (Pair Flipped)	
FHCXO-12-10AS						Method A	
FHCXO-12-10U						Universal	
FHCZA-12-10AF	OM4					Ultra	Modified Method A (Pair Flipped)
FHCZA-12-10AS							Method A
FHCZA-12-10U							Universal
FHCZO-12-10AF					Optimized	Modified Method A (Pair Flipped)	
FHCZO-12-10AS						Method A	
FHCZO-12-10U						Universal	
FHCSA-12-10U	OM4+	Ultra	Method B				
FHCWA-12-10BN	OM5		Method B				
FHC9N-24-10AF	OS2	24	2x12f	12#	Standard	Modified Method A (Pair Flipped)	
FHC9N-24-10AS						Method A	
FHC9N-24-10U						Universal	
FHCXO-24-10U	OM3				Optimized	Method B	
FHCZO-24-10BN	OM4					Universal	
FHCZO-24-10U	OM4+					Universal	
FHCSA-24-10U	OM4+				Ultra	Method B	
FHCWA-24-10BN	OM5					Method B	

*All part numbers with 6 in the No. of Front Duplex LCs column would use FLEX^U-06
 #All part numbers with 12 in the No. of Front Duplex LCs column would use FLEX^U-12



FHC9N-12-10AF



FHCZO-12-10AS



FHCXO-24-10U

Product Showcase

Copper Systems

Fiber Systems

Industrial Networks

Audio Video Systems

Keystone Cabling Systems

Cabinets, Thermal Mgmt, Racks, Enclosures & Cable Mgmt

Power Management

Cable Management Accessories

Cable Routing Systems

Electrical Solutions for Network Infrastructure

Part Number Index

HD Flex™ Fiber Optic Cassettes (continued)

HD Flex CS/MPO Cassettes

Part Number	Fiber Type	Fiber Count	No. of Rear MPOs	No. of Front Duplex CS	Performance	Polarity
FHC9N-16-C2U	OS2	16	(2) 8F MPO	(8) CS*	Standard	Universal
FHC9N-16F-C2U			(1) 24F MPO			
FHC9N-36-C3U		36	(3) 12F MPO	(18) CS#		
FHCZO-16-C2U	OM4	16	(2) 8F MPO	(8) CS*	Optimized	
FHCZO-16F-C2U			(1) 24F MPO			
FHCZO-36-C3U		36	(3) 12F MPO	(18) CS#		



FHC9N-16-C2U

*All part numbers with (8) CS in the No. of Front Duplex CS column would use FLEX^U-06
 #All part numbers with (18) CS in the No. of Front Duplex CS column would use FLEX^U-12

Part Number	Fiber Type	Fiber Count	No. of Rear MPOs	No. of Front Duplex LCs	Performance	Polarity
-------------	------------	-------------	------------------	-------------------------	-------------	----------

HD Flex 4-to-1 Conversion Cassettes

FHC3XO-08H-10B	OM3	8	1x8f	4*	Optimized	Method B/ Universal
FHC3ZA-08H-10B	OM4				Ultra	
FHC39N-08H-10A	OS2				Standard	Method A
FHC3XO-08-10B	OM3	8	1x8f	4#	Optimized	Method B/ Universal
FHC3ZA-08-10B	OM4				Ultra	
FHC39N-08-10A	OS2				Standard	Method A
FHC3XO-24H-10B	OM3	24	3x8f	12**	Optimized	Method B/ Universal
FHC3ZA-24H-10B	OM4				Ultra	
FHC39N-24H-10A	OS2				Standard	Method A



FHC3ZA-08H-10B



FHC39N-08-10A



FHC39N-24H-10A

All part numbers with 4 in the No. of Front Duplex LCs column would use FLEX^U-04
 #All part numbers with 4# in the No. of Front Duplex LCs column would use FLEX^U-06
 All part numbers with 12 in the No. of Front Duplex LCs column would use FLEX^U-12

HD Flex Dark Fiber Conversion Cassette

Part Number	Fiber Type	Fiber Count	No. of Rear MPOs	No. of Front MPOs	Performance	Polarity
FH4ZU-24-NMNMA	OM4	24	2x12f	3x8f	Ultra	Method A
FH4ZU-24-NMNMB						Method B
FH4ZU-48-NMNMA		48	4x12f	6x8f		Method A



FH4ZU-48-NMNMA

Note: All of these parts use FLEX^U-06

HD Flex™ Fiber Optic Cassettes (continued)

HD Flex Splice Cassettes

Part Number	Fiber Type	Fiber Count	Pigtail	No. of Duplex LCs	Performance
BEST SELLER FHSZO-12-10P ●	OM4	12	250µm Pigtails	6	Optimized
FHSZO-12-10R ●			Ribbon		
BEST SELLER FHS9N-12-10P ●	OS2		250µm Pigtails		Standard
FHS9N-12-10R ●			Ribbon		

Note: All of these parts use FLEX^U-06



FHSZO-12-10R

HD Flex Splitter Cassettes (Front Facing)

Part Number	Fiber Type	Connector	Number of Input Ports	Number of Output Ports
FHP9N-LA1X02	OS2	LC/APC	1	2
FHP9N-LA1X04				4
FHP9N-LA1X08				8
FHP9N-LA1X16				16



FHP9N-LA1X16

HD Flex™ Adapter Panel and Accessories

Part Number	Description	Color**
FHSXN-12-10N ●	6 LC duplex multimode adapters in aqua with zirconia sleeves. No pigtails included	Black (BL), White (WH)
FHS9N-12-10N ●	6 LC duplex singlemode adapters in blue with zirconia sleeves. No pigtails included	
FHMP-4-ABL ●	4 MPO type A adapters (key-up to key-down) in black	
FHMP-4-BCG ●	4 MPO type B adapters (key-up to key-up) in charcoal grey	
FHMP-4-ARD	4 MPO type A adapters (key-up to key-down) in red	
FHMP-6-ABL ●	6 MPO type A adapters (key-up to key-down) in black	
FHMP-6-BCG ●	6 MPO type B adapters (key-up to key-up) in charcoal gray	
FHMP-6-ARD ●	6 MPO type A adapters (key-up to key-down) in red	
FHSBBL06W	HD Flex Blanking Panel for 6-port enclosures and panels	
FHSBBL12W	HD Flex Blanking Panel for 12-port enclosures and panels	
FLEX-FCM1UA**	1 RU HD Flex Front Cable Manager	
FLEX-FCM2UA**	2 RU HD Flex Front Cable Manager	
FLEX-FCM4UA**	4 RU HD Flex Front Cable Manager	
FLEX-PLATE1U**	HD Flex Enclosure Trunk Slack Plate 1 RU	
FLEX-PLATE2U**	HD Flex Enclosure Trunk Slack Plate 2 RU	
FLEX-PLATE4U**	HD Flex Enclosure Trunk Slack Plate 4 RU	



FHSXN-12-10N




FHMP-6-ABL



FHSBBL06W



FLEX-FCM1UA



FLEX-PLATE1U



FLEX-RCM1U


● = Fusion Splice Ready

HD Flex™ Adapter Panel and Accessories (continued)

Part Number	Description	Color**
FLEX-PLATE1UR*	HD Flex Enclosure Trunk Slack Plate with Rear Cover 1 RU	Black (BL), White (WH)
FLEX-PLATE2UR*	HD Flex Enclosure Trunk Slack Plate with Rear Cover 2 RU	
FLEX-PLATE4UR*	HD Flex Enclosure Trunk Slack Plate with Rear Cover 4 RU	
FLEX-PLATE1UPR*	HD Flex Patch Panel Trunk Slack Plate with Rear Cover 1 RU	
FLEX-PLATE2UPR*	HD Flex Patch Panel Trunk Slack Plate with Rear Cover 2 RU	
FLEX-PLATE4UPR*	HD Flex Patch Panel Trunk Slack Plate with Rear Cover 4 RU	
FLEX-CLIP12	HD Flex Trunk Transition Clip (quantity 2); 12-position	
FLEX-CM12S	HD Flex Universal Rear Cable Manager includes (2) FLEX-CLIP12	
FLEX-CM-1UB	HD Flex Universal Expandable Cable Management Bracket (front to back of cabinet or 4-Post Rack)	
FLEX-CM-1UBKIT	HD Flex Cable Management 1 RU Universal Bracket 19" Kit (2 FLEX-CM-1UB and horizontal strain relief bar)	

HD Flex Conversion Bracket

FLEX-OPTI-1RU	HD Flex Bracket Adapter for Opticom Enclosures 1 RU
----------------------	---



FLEX-PLATE1UR



FLEX-CLIP12



FLEX-CM12S



FLEX-CM-1UB



FLEX-OPTI-1RU

HD Fusion Splicing Enclosure and Accessories

Part Number	Description
FRMHSS-4RU ●	HD Fusion - fiber rack mount hyperscale splicing solution 4 RU that can splice up to 576 single fibers and 864 ribbon fibers, Splice trays sold separately
FWMHSSGS-3456 ●	Fiber Wall Mount Hyper Scale Splicing Enclosure with Split Doors, Gray, 3456 Fibers
FWMHSSGS-6912 ●	Fiber Wall Mount Hyper Scale Splicing Enclosure with Split Doors, Gray, 6912 Fibers
FWMHSS-CG3448	Cable gland, 34mm x 48mm
FWMHSS-CG613	Cable gland, 6mm x 13.9mm
FST48	Fiber splice tray kit for up to 48 mechanical or fusion splices for use in FRMHSS-4 RU
FST144R	Fiber splice tray kit for up to 144 ribbon fusion splices for use in FRMHSS-4 RU
FWMHSS-CG1321	Cable gland, 13mm x 21mm
FWMHSS-CG2135	Cable gland, 21mm x 35mm
FWMHSSG-12X32	Fiber Wall Mount Enclosure, Top and Side Covers with 12 x 32mm openings, Gray
FWMHSSG-GROUND	Fiber Wall Mount Enclosure Grounding Bracket, Gray
FWMHSSG-ICB	Fiber Wall Mount Enclosure Incoming Cable Bracket Kit, Gray
FWMHSSG-ICP	Fiber Wall Mount Enclosure Incoming Cable Plate Kit, Gray
FWMHSSG-STOR	Fiber Wall Mount Enclosure Storage Box, Gray
FWMHSS-ICAK	Fiber Wall Mount Enclosure Incoming Cable Anchor Kit



FRMHSS-4RU



FWMHSSGS-3456



FWMHSSGS-6912

● = Fusion Splice Ready

FlexCore™ Optical Distribution Frame

The FlexCore ODF is a versatile front-access cabling system that provides the necessary protection for critical connections. Utilizing innovative cable management and simple, intuitive cable routing, FlexCore simplifies and reduces the time for moves, adds, and changes.


- Reduce data center floor space up to 50%*
- Innovative cable management and lockable vertical cable manager doors eliminate circuit risk and downtime
- Modular cassettes can be added to enclosures as needed and frames expanded side-to-side or back-to-back
- Enable multi-tiered service level access with lock options for vertical cable managers, frame and 4 RU enclosures
- Highly intuitive cable routing paths removes guesswork and prevents “rip and replace” costs
- Up to 3,168 fibers per frame when using standard 24 fiber cassettes

*Assumes 4 double frames (2 double frames in a back-to-back arrangement)




Step 1: Select a Frame


Part Number*	Description (short)	Qty.	Maximum Capacity**	Dimensions mm††
FDF45GY	Frame 600mm	1†	3168F per single frame 132 × 24F (LC) Cassettes 11 × 4 RU Enclosures 12 Trays per 4 RU Enclosure	Height – 2133 (2159-2200 with leveling feet) Width – 1050 Depth – 300
FDFVCM1545GY	VCM 150mm	1†		
FDFVCM3045GY	VCM 300mm	1†		
FDUSP6	Spool Kit (x6)	1†		
FDF45GY	Frame 600mm	2	6336F per double frame 132 × 24F (LC) Cassettes 11 × 4 RU Enclosures 12 Trays per 4 RU Enclosure	Height – 2133 (2159-2200 with leveling feet) Width – 1800 Depth – 300
FDFVCM1545GY	VCM 150mm	2		
FDFVCM3045GY	VCM 300mm	1		
FDUSP6	Spool Kit (x6) <i>Duplex LC patch cords must be <2mm outside diameter unitary cable (Uniboot patch cord)</i>	2		
FDF45GY	Frame 600mm	1	6336F Splice only – Ribbon 3168F Splice only – shrink down (single fiber) 3168F Interconnect (LC Cassette) 11 × 4 RU Enclosures 12 Trays per 4 RU Enclosure	Height – 2133 (2159-2200 with leveling feet) Width – 900 Depth – 300
FDFVCM1545GY	VCM 150mm	2		



Single Frame Cross Connect (LH) OR *Assemble as opposite hand (RH)



Double Frame (Compact) Cross Connect



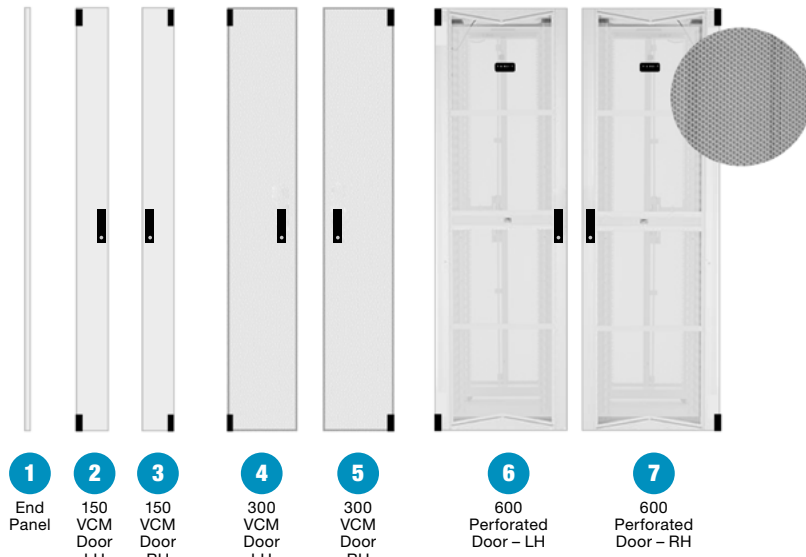
Splice Through OR Interconnect

Frames are supplied with leveling feet and wall mount bracket
 150mm VCM illustrated is supplied with 4x cable management plates
 VCM can be assembled for top (as illustrated) or bottom cable entry/exit
 †For a 2100mm wide double cross connect frame (where both LH + RH version is needed) double quantity shown
 ††Width and depth stated excludes end panel(s) and door(s)
 *Change “GY” to “BL” in part number for black
 **Maximum fiber capacity (stated) applies to single, double, and quad (quad = double frame placed back-to-back) frame arrangements in combination with 24F LC cassettes. If using a line-up of greater than two frames side-by-side the maximum number of 4 RU enclosure is 10 off (2880F per frame) to allow bottom patch cord pass-through (trough) to be used

- Product Showcase
- Copper Systems
- Fiber Systems
- Industrial Networks
- Audio Video Systems
- Keystone Cabling Systems
- Cabinets, Thermal Mgmt, Racks, Enclosures & Cable Mgmt
- Power Management
- Cable Management Accessories
- Cable Routing Systems
- Electrical Solutions for Network Infrastructure
- Part Number Index

- Product Showcase
- Copper Systems
- Fiber Systems
- Industrial Networks
- Audio Video Systems
- Keystone Cabling Systems
- Cabinets, Thermal Mgmt, Racks, Enclosures & Cable Mgmt
- Power Management
- Cable Management Accessories
- Cable Routing Systems
- Electrical Solutions for Network Infrastructure
- Part Number Index

Step 2: Select a Surround



LH - Left Hinged
RH - Right Hinged


Ref.	Part Number**	Description
1	FDFEP45GY	*End Panel
2	FDUFD1545SLGY	150mm VCM Door LH
3	FDUFD1545SRGY	150mm VCM Door RH
4	FDUFD3045SLGY	300mm VCM Door LH
5	FDUFD3045SRGY	300mm VCM Door RH
6	FDUFD6045PLGY	600mm Perforated Door LH
7	FDUFD6045PRGY	600mm Perforated Door RH

*For multi-rack lineups an end panel is only required at the end of each row
**Change "GY" to "BL" in part number for the part in black

Step 3: Select a FlexCore Enclosure

Part Number	Description
FDFUE4GY <i>Change "GY" to "BL" in part number for black</i>	ODF Front Access Universal Enclosure, 4 RU, Gray 12 x Slide out trays
FDFELS*	Enclosure Locking Kit


*Locks with marked keys also available. Add 2, 3, or 4 at the end of the part number.



FDFUE4GY




FDFELS




4 RU Enclosure Assembled with Cassettes

Additional Items to Order


FlexCore Cassettes



FlexCore LC Splice Cassettes



FlexCore Splice Through (cable-cable) Cassette



FlexCore MPO-LC Cassettes



FlexCore Tethered Cassette

FlexCore Accessories



Patch Cords



View additional FlexCore cassettes and accessories in the [FlexCore ODF Ordering Guide](#).

Opticom® QuickNet™ Rack Mount Fiber Cassette Enclosures

- Support up to 96 LC fiber connections per RU
- Mount to standard 19" rack rails
- Holds QuickNet Fiber Optic Cassettes for Opticom Fiber Adapter Panels
- Holds HD Flex Fiber Optic Cassettes with FLEX-OPTI-1RU Bracket Adapter, [see page 46](#)
- Suitable for all pre-terminated, field-terminated, or field-splice applications
- Slide-out, tilt-down drawer provides full front access to all fibers and cables
- Integral bend radius control and cable management for fiber patch cords
- Innovative rear cable management for proper slacking/spooling
- Multiple cable entry locations


Part Number	Description	Cassette/FAP/FOSM Openings	Color**
BEST SELLER FCE1U** ●	Rack mount fiber enclosure 1 RU, with sliding/tilt drawers	4	Black (BL), White (WH)
FCE2U** ●	Rack mount fiber enclosure 2 RU, with sliding/tilt drawers	8	
FCE4U** ●	Rack mount fiber enclosure 4 RU, with sliding/tilt drawers	12	



Opticom® QuickNet™ Rack Mount Fiber Enclosures

- Supports up to 96 LC fiber connections per rack unit
- Mount to standard 19" or 23" EIA rack or cabinet
- Holds QuickNet or Opticom Fiber Adapter Panels (FAPs)
- Holds HD Flex Fiber Optic Cassettes with FLEX-OPTI-1RU Bracket Adapter, [see page 46](#)
- Front and rear access on all models via durable molded-hinge doors
- Integral bend radius control and cable management for fiber patch cords
- Multiple trunk cable entry locations
- Include fiber optic cable routing kit (grommets, cable ties, saddle clips, strain relief bracket, and ID/caution labels) for various cable management solutions
- Extends 4.9 inches from rack

Part Number	No. of Rack Spaces	Cassette/FAP/FOSM Openings	Color**
FRME1U** ●	1	3	Black (BL), White (WH)
FRME2U** ●	2	6	
FRME4** ●	4	12	



Opticom® QuickNet™ Wall Mount Enclosures

- Holds Opticom Fiber Adapter Panels (FAPs)
- Rugged all metal construction for fiber protection and secure mounting
- Compact design allows installation in tight areas
- Separate doors for service side and user side with optional keyed locks for added security includes fiber optic routing kit (grommets, cable ties, spools, strain relief bracket and ID/caution labels) for various cable management solutions

Part Number	FAP/FMP Openings
FWME2 ●	2
FWME4 ●	4
FWME8 ●	8



● = Fusion Splice Ready

Opticom® Rack Mount Fiber Trays

- Supports up to 96 LC fiber connections per rack unit
- Mount to standard EIA 19" rack rails
- Use with Opticom Fiber Adapter Patch Panels to protect fibers and terminations
- Can be used as a back box for select Mini-Com Patch Panels
- Removable top cover provides access to connections, fibers, and slack storage in rear of tray
- Multiple trunk cable entry locations provided on rear and sides of enclosure
- Includes fiber optic cable routing kit (grommets, cable ties, spools, strain relief bracket and ID/caution labels) for various cable management solutions
- Utilizes accessory kit: FMTDKIT, found on www.panduit.com

Part Number	Description	Cassette/FAP/FMP Openings	Color**
Standard Fiber Mount Trays			
FMT1** ●	Mount with 1 CFAPPBL1 fiber adapter patch panel	4	Black (BL), White (WH)
FMT2 ●	Mount with 2 CFAPPBL1 fiber adapter patch panels	8	



FMT1



FMT2

Opticom® Rack Mount Fiber Drawers

Part Number	Description
FMD1 ●	Rack Mount Fiber Drawer 1 RU
FMD2 ●	Rack Mount Fiber Drawer 2 RU
FMS1	Fiber Management Slack Spool Kit (2 Per Bag)
FD1W12AQDL CZ ●	Pre-loaded fiber drawer with 12 aqua OM3/OM4 duplex 50µm LC Adapters (Zirconia Sleeve)
FD1W12AQDSCZ ●	Pre-loaded fiber drawer with 12 aqua OM3/OM4 duplex 50µm SC Adapters (Zirconia Sleeve)
FD1W12BUDLCZ ●	Pre-loaded fiber drawer with 24 blue OS1/OS2 duplex 50µm LC Adapters (Zirconia Sleeve)
FD1W12BUDSCZ ●	Pre-loaded fiber drawer with 24 blue OS1/OS2 duplex 50µm LC Adapters (Zirconia Sleeve)
FD1W24AQDL CZ ●	Pre-loaded fiber drawer with 24 aqua OM3/OM4 duplex 50µm LC Adapters (Zirconia Sleeve)
FD1W24AQDSCZ ●	Pre-loaded fiber drawer with 24 aqua OM3/OM4 duplex 50µm SC Adapters (Zirconia Sleeve)
FD1W24BUDLCZ ●	Pre-loaded fiber drawer with 24 blue OS1/OS2 duplex 9µm LC Adapters (Zirconia Sleeve)
FD1W24BUDSCZ ●	Pre-loaded fiber drawer with 24 blue OS1/OS2 duplex 9µm SC Adapters (Zirconia Sleeve)



FMD1



FMD2

Opticom® Fiber Adapter Patch Panels

- Mount to standard EIA 19" rack rails
- Standard version holds both QuickNet Fiber Optic Cassettes and Opticom Fiber Adapter Panels
- Use with Opticom Rack Mount Fiber Trays to protect fibers and terminations

Part Number	No. of Rack Spaces	Cassette/FAP/FMP Openings
Standard Flat Fiber Adapter Patch Panels		
CFAPPBL1	1	4
CFAPPBL2	2	8



CFAPPBL1



CFAPPBL2

● = Fusion Splice Ready

Opticom® MPO Fiber Optic Cassettes

- Compatible with Opticom Rack Mount Cassette Enclosures, Wall Mount Enclosure, Fiber Trays, and Adapter Patch Panels
- Supports up to 96 LC fiber connections per rack unit
- Low insertion loss of 0.75 dB for standard cassette, 0.5 dB for optimized cassette, and 0.35 dB for ultra cassette
- Return loss >26 dB (multimode) and >55 dB (singlemode)
- Adapter housing colors follow ANSI/TIA-568.3-D suggested color scheme
- Factory terminated, assembled, and 100% tested
- Performance test data provided with each cassette
- Lifetime traceability of test data to a QC number on each fiber cassette
- 4-to-1 conversion cassettes split MPO parallel optics signals into 4 discrete channels on duplex LCs - 40G MPO to (4) 10G LC, and 100G MPO to (4) 25G LC

Part Number	Fiber Type	Fiber Count	No. of MPOs	No. of Duplex LCs	Performance	Polarity
12 Fiber LC Cassettes						
FC29N-12-10AF	OS2	12	1x12f	6	Standard	Modified Method A (Pair Flipped)
FC29N-12-10AS						Method A
FC29N-12-10U						Universal
FC2SA-12-10U	OM4+				Ultra	
FC2WA-12-10U						
FC2XN-12-10U	OM3				Standard	
FC2XO-12-10U					Optimized	
FC2ZA-12-10U	OM4				Ultra	
FC2ZN-12-10AS					Standard	Method A
FC2ZO-12-10AF					Optimized	Modified Method A (Pair Flipped)
FC2ZO-12-10AS						Method A
FC2ZO-12-10U						Universal



FC2XN-12-10U



FC2WA-12-10B1

- Product Showcase
- Copper Systems
- Fiber Systems
- Industrial Networks
- Audio Video Systems
- Keystone Cabling Systems
- Cabinets, Thermal Mgmt, Racks, Enclosures & Cable Mgmt
- Power Management
- Cable Management Accessories
- Cable Routing Systems
- Electrical Solutions for Network Infrastructure
- Part Number Index

Opticom® QuickNet™ MPO Fiber Optic Cassettes (continued)

Part Number	Fiber Type	Fiber Count	Port Count	No. of MPOs	Performance	Polarity
24 Fiber LC Cassettes						
FC29N-24-10AF	OS2	24	2x12f	12	Standard	Modified Method A (Pair Flipped)
FC29N-24-10AS						Method A
FC29N-24-10U						Universal
FC2SA-24-10U	Ultra					
FC2WA-24-10U	Standard					
FC2XN-24-10U	Optimized					
FC2XO-24-10U	Ultra					
FC2ZA-24-10U	OM4				Standard	
FC2ZN-24-10AF						Method A
FC2ZN-24-10AS						Modified Method A (Pair Flipped)
FC2ZO-24-10AF						Method A
FC2ZO-24-10AS						Universal
FC2ZO-24-10U		Universal				
FC39N-16-10A	OS2	16	8	2	Optimized	Method A
FC3XO-16-10A	OM3					Method B
FC3XO-16-10B						Method A
FC3ZO-16-10A	OM4					Method A
FC3ZO-16-10B						Method B



FC2XN-24-10U



FC29N-24-10AS

Opticom® Fiber Optic Splice Cassettes

Part Number	Fiber Type	Pigtails	Connector	Performance
FCS9N-12-03P ●	OS2	250µm Pigtails	SC	Standard
FCS9N-12-03R		Ribbon		
FCS9N-12-10P ●		250µm Pigtails	LC	
FCS9N-12-10R ●		Ribbon		
FCSZO-12-10P ●	OM4	250µm Pigtails	LC	Optimized
FCSZO-12-10R		Ribbon	SC	Optimized IL
FCS9N-12-LAP ●	OS2	250µm Pigtails	LC/APC	Standard
FCS9N-12-LAR ●		Ribbon		
FCS9N-12-SAP ●		250µm Pigtails	SC/APC	



FCS9N-12-10P

● = Fusion Splice Ready

Opticom® TAP Cassettes

- Tap Cassettes Provide Passive Optical tapping of live networks while maintaining full integrity of the data with no link downtime
- Offer superior splitter technology to minimize loss, extend reach and preserve signal integrity
- Compatible with Opticom Rack Mount Cassette Enclosures, Wall Mount Enclosures, Fiber Trays, and Adapter Patch Panels
- Factory terminated, assembled and 100% tested
- Performance test data provided with each cassette

Part Number	Fiber Type	Split Ratio	Front Ports	Rear Ports
FCT-7ZA	OM4	70/30	6 Duplex LC Tap/ 6 Duplex LC Live	6 Duplex LC Live
FCT-7ZB			6 Duplex LC Tap/ 6 Duplex LC Live	12m MPO Live
FCT-7ZC			4 Duplex LC Tap/ 4 Duplex LC Live In/ 4 Duplex LC Live Out	N/A
FCT-7ZD			12 Duplex LC Live	2x12f MPO Live/ 2x12f MPO Tap



FCT-7ZA




FCT-7ZD


Opticom® MPO Fiber Adapter Panels (FAPs)

- Populated with TIA/EIA-604 FOCIS-5 compliant adapters
- Exceed ANSI/TIA-568.3-D requirements
- Designed for multimode or singlemode MPO connectors, patch cords, or cable assemblies
- Snap quickly into the front of all Opticom QuickNet Components
- Can be used with Opticom 0 RU Cable Management Solutions and QuickNet Harness Cable Assemblies to facilitate connection to the active equipment

Part Number	No. of Adapters	Adapter Type	Polarity	Orientation	Color
MPO Opticom® Fiber Adapter Panels (FAPs)					
FAPH0412BLMPO	4	12f MPO	Method A, Key-Up/Key-Down	Horizontal	Black
FAPH0612BLMPO	6				
FAPH0812BLMPO	8				
FAPH1212BLMPO	12				
FAPH0412CGMPO	4	12f MPO	Method B, Key-Up/Key-Up	Horizontal	Charcoal Gray
FAPH0612CGMPO	6				
FAPH0812CGMPO	8				
FAPH1212CGMPO	12				
FAPH0424RDMPO	4	24f MPO	Method A, Key-Up/Key-Down	Horizontal	Red
FAPH0624RDMPO	6				
FAPH0824RDMPO	8				
FAPH1224RDMPO	12				



FAPH0412BLMPO




FAPH1224RDMPO

- Product Showcase
- Copper Systems
- Fiber Systems
- Industrial Networks
- Audio Video Systems
- Keystone Cabling Systems
- Cabinets, Thermal Mgmt, Racks, Enclosures & Cable Mgmt
- Power Management
- Cable Management Accessories
- Cable Routing Systems
- Electrical Solutions for Network Infrastructure
- Part Number Index

Opticom® Fiber Adapter Panels (FAPs)


- Populated with TIA/EIA-604 FOCIS-10 or TIA/EIA-604 FOCIS-3 compatible adapters
- Exceed ANSI/TIA-568.3-D requirements
- Adapter housing colors follow ANSI/TIA-568.3-D suggested color identification scheme
- Snap quickly into the front of all Opticom Components

Part Number	No. of Ports	Adapter Type	Fibers	Split Sleeve	Color
LC Fiber Adapter Panels					
FAP6WAQDLCZ	6	Duplex LC	12	Zirconia	Aqua
FAP8WAQDLCZ	8		16		
FAP12WAQDLCZ	12		24		
FAP6WBUDLCZ	6		12		Blue
FAP8WBUDLCZ	8		16		
FAP12WBUDLCZ	12		24		
FAP6WAGDLCZ	6	Duplex LC/APC	12	Green	
FAP12WAGDLCZ	12		24		
FAP12WBULCZ ●	12	Simplex LC	24	Blue	



FAP12WAQDLCZ

SC Fiber Adapter Panels					
FAP3WAQDSCZ	3	Duplex SC	6	Zirconia	Aqua
FAP6WAQDSCZ	6		12		
FAP3WBUDSCZ	3		6		Blue
FAP6WBUDSCZ	6		12		
FAP3WAGDSCZ	3	Duplex SC/APC	6	Green	
FAP6WAGDSCZ	6		12		
FAP12WBUSCZ	12	Simplex SC	24	Blue	
FAP12WAGSCZ		Simplex SC/APC		Green	



FAP6WAQDSCZ

● = Fusion Splice Ready

Opticom® Accessories and Splice Solutions

Part Number	Description
FAPB	Blank fiber adapter panel
FLEX-OPTI-1RU	HD Flex Bracket Adapter for Opticom Enclosures houses 2 HD Flex Cassettes
FOSMF	Splice module holds and protects up to 24 fusion splices for use with Opticom QuickNet Enclosures
FOSMH1U	Splice module holder 1 RU holds up to 4 FOSM splice modules for use with FCE1U or FCE1UA
FOSMH2U	Splice module holder 2 RU holds up to 8 FOSM splice modules for use with FCE2U
FOSMH4U	Splice module holder 4 RU holds up to 12 FOSM splice modules for use with FCE4U
FST24	Fiber splice tray kit for up to 24 mechanical or fusion splices or 144 ribbon fusion splices for use in FRME4
FST6	Fiber splice tray kit for up to 12 mechanical or fusion splices for use in FMT, FWME4 and FWME8
FSTHE	Stacking holder for FST6 holds and secures up to 4 FST6
FSTK	Fiber splice tray kit for up to 6 mechanical or fusion splices for use in FWME2
FSTHS	Stacking holder for FSTK holds and secures up to 2 FSTK
FSC24	Fiber splice chip holder accommodates and protects up to 24 fusion splices for use with any Opticom Enclosure
FQCRCM	QuickNet Cassette Rear Cable Manager



FLEX-OPTI-1RU



FAPB



FOSMF



FST24



FQCRCM

QuickNet™ SFQ Patch Panels and Accessories

- Accept QuickNet Copper Cable Assemblies and QuickNet SFQ Series MTP Fiber Optic Cassettes which snap in and out with one hand
- High-density patch panels conserve valuable rack space
- Angled patch panels facilitate proper bend radius control and minimize the need for horizontal cable managers
- All metal patch panels accept shielded cassettes, no additional grounding kit required
- Pre-printed numbers above each port for easy identification
- Mount to standard EIA 19" racks or 23" racks with optional extender brackets

Part Number	Ports	Style	No. of Rack Spaces	Color**
-------------	-------	-------	--------------------	---------

QuickNet Unshielded Patch Panels

QPP24**	24	Flat	1	Black (BL), White (WH)
QPP48HD**	48			
QAPP24**	24	Angled*		
QAPP48HD**	48			

QuickNet Shielded Patch Panels

QSP24**	24	Flat	1	Black (BL), White (WH)
QSP48HD**	48			
QASP24**	24	Angled*		
QASP48HD**	48			

*Patented design



QPP24BL



QPP48HDBL



QAPP24BL



QAPP48HDBL



QSP24BL



QASP24BL



QASP48HDBL

QuickNet™ SFQ Patch Panels and Accessories *(continued)*

QuickNet Accessories

Part Number	Description
QPPABL	QuickNet Patch Panel Adapter which accepts Mini-Com Modules for UTP, fiber optic, and audio/visual applications
QPPBBL	QuickNet Patch Panel Blank reserves space for future use and promotes proper airflow and cooling
QCRCM	QuickNet Cassette Rear Cable Manager
FLEX-SFQ	The HD Flex to Quicknet SFQ adapter allows users to expand by installing one HD Flex cassette or HD Flex fiber adapter panel in any single opening of a Quicknet SFQ series panel or enclosure



QPPABL



QPPBBL



QCRCM



FLEX-SFQ


QuickNet™ SFQ MPO Fiber Adapter Panels (FAPs)

- Factory assembled, and 100% tested
- Compatible with QuickNet Patch Panels
- Adapter housing colors follow ANSI/TIA-568.3-D suggested color identification scheme
- Significantly reduce installation time and labor by eliminating field connector terminations

Part Number	No. of Adapters	Adapter Type	Polarity	Color
-------------	-----------------	--------------	----------	-------

QuickNet MPO Fiber Adapter Panels (FAPs)

FQMAP45BL	4	12f MPO	Method A, Key-Up/Key-Down	Black
FQMAP65BL	6			
FQMAP85BL	8			
FQMAP46CG	4	12f MPO	Method B, Key-Up/Key-Up	Charcoal Gray
FQMAP66CG	6			
FQMAP86CG	8			
FQMAP45RD	4	24f MPO	Method A, Key-Up/Key-Down	Red
FQMAP65RD	6			
FQMAP85RD	8			



FQMAP45BL



FQMAP65BL



FQMAP85RD



QCRCM

QuickNet Accessories

QCRCM	QuickNet Cassette Rear Cable Manager
--------------	--------------------------------------

QuickNet™ SFQ MPO Fiber Optic Cassettes

- Compatible with QuickNet patch panels for up to 96 LC fiber connections in a single rack unit
- Low insertion loss of 0.75 dB for standard cassettes, 0.50 dB for optimized cassettes, and 0.35 dB for ultra cassettes
- Significantly reduce installation time and labor by eliminating field connector terminations
- Connect together with high-density female MPO cable assemblies/trunks to quickly deploy DC network segments
- Factory terminated, assembled and 100% tested
- Performance test data provided with each cassette
- Lifetime traceability of test data to a QC number on each fiber cassette

Part Number	Fiber Type	Fiber Count	No. of MPOs	No. of Duplex LCs	Performance	Polarity			
FQ9N-12-10AF	OS2	12	1x12f	6	Standard	Modified Method A (Pair Flipped)			
FQ9N-12-10AS						Method A			
FQ9N-12-10U						Universal			
FQSA-12-10U	Ultra								
FQWA-12-10U									
FQXO-12-10U	OM3				OM4			Optimized	Modified Method A (Pair Flipped)
FQZN-12-10AF	Standard							Method A	
FQZN-12-10AS								Optimized	Modified Method A (Pair Flipped)
FQZO-12-10AF	Method A								
FQZO-12-10AS	Universal								
FQZO-12-10U									



FQXO-12-10U

QuickNet™ SFQ 4-to-1 Conversion Cassettes

Part Number	Fiber Type	Fiber Count	Port Count	No. of MPOs	No. of Duplex Connectors	Performance
FQ3ZO-08-10B	OM4	8	4	1x12f	4	Optimized
FQ39N-08-10A	OS2					Standard



FQ39N-08-10A

Product Showcase

Copper Systems

Fiber Systems

Industrial Networks

Audio Video Systems

Keystone Cabling Systems

Cabinets, Thermal Mgmt, Racks, Enclosures & Cable Mgmt

Power Management

Cable Management Accessories

Cable Routing Systems

Electrical Solutions for Network Infrastructure

Part Number Index

Fiber Optic Interconnect Assemblies

- PanMPO Multimode and MPO Singlemode Interconnect Cable Assemblies are pre-terminated and 100% factory tested
- Test results are provided with each assembly
- The 3.0mm round interconnect cable provides high flexibility and tight bend radius for easy installation and cable management
- The PanMPO Connector allows rapid gender and polarity change in the field
- Meets or exceeds ANSI/TIA-568.3-D and TIA/EIA-604 (FOCIS-5)
- RoHS Compliant
- Pre-labeled with the *RapidID™* Network Mapping System to enable faster tracing, placing, and network documentation

Part Number	Fiber Type	Fiber Count	Connector Type	Performance/ Polarity	Length Ft. (m)
-------------	------------	-------------	----------------	-----------------------	----------------

8 and 12 Fiber Interconnects

FRX8PJY001F003	OM3	8	8f Female PanMPO to 8f Female PanMPO	Method B/ Optimized IL	3.0 (76.2)
FRXTP77Y001F003		12	12f Female PanMPO to 12f Female PanMPO		
FRZ8PJY001F003	OM4	8	8f Female PanMPO to 8f Female PanMPO	Method B/ Ultra IL	
FRZTP77Y001F003		12	12f Female PanMPO to 12f Female PanMPO		
FRS8PJK001F003	OM4+	8	8f Female PanMPO to 8f Female PanMPO	Method B/ Standard IL	
FRSTP77K001F003		12	12f Female PanMPO to 12f Female PanMPO		
FRW8PJK001F003	OM5	8	8f Female PanMPO to 8f Female PanMPO	Method A/ Standard IL	
FRWTP77Y001F003		12	12f Female PanMPO to 12f Female PanMPO		
FR98PJA001F003	OS2	8	8f Female PanMPO to 8f Female PanMPO	Method A/ Standard IL	
FR9TP55A001F003		12	12f Female PanMPO to 12f Female PanMPO		



FRX8PJY001F003

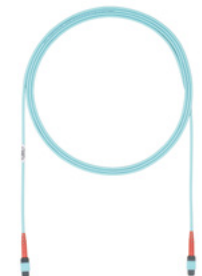


FR98PJA001F003

Part Number	Fiber Type	Fiber Count	Connector Type	Performance/ Polarity	Length Ft. (m)
-------------	------------	-------------	----------------	-----------------------	----------------

24 Fiber Interconnects

FRXUPEEY001F005	OM3	24	24f Female MPO to 24f Female MPO	Method B/ Optimized IL	5.0 (127.0)
FRZUPEEY001F005	OM4		24f Female MPO to 24f Female MPO	Method A/ Standard IL	
FR9UPEEA001F005	OS2		24f Female MPO to 24f Female MPO	Method B/ Optimized IL	
FRXUP77Y002F005	OM3		12f Female PanMPO to 12f Female PanMPO	Method A/ Standard IL	
FRZUP77Y002F005	OM4		12f Female PanMPO to 12f Female PanMPO	Method B/ Optimized IL	
FR9UP77A002F005	OS2		12f Female PanMPO to 12f Female PanMPO	Method A/ Standard IL	
FRXUPJJY002F005	OM3		8f Female PanMPO to 8f Female PanMPO	Method B/ Optimized IL	
FRZUPJJY002F005	OM4		8f Female PanMPO to 8f Female PanMPO	Method A/ Standard IL	
FR9UPJJA002F005	OS2		8f Female PanMPO to 8f Female PanMPO	Method A/ Standard IL	



FRXUPEEY001F005



FR9UPEEA001F005



Like what you see and want more?

For more Fiber Interconnect options, visit www.panduit.com/fiber-interconnects

Fiber Optic Trunk Cable Assemblies

- Small Diameter Trunk Cable Assemblies allow for rapid deployment of high-density permanent links
- Optimize cable routing requirements to ensure efficient use of pathway space
- Significantly reduce installation time and cost
- Fiber Optic Trunk Cable Assemblies are 100% factory tested
- Test results are provided with each trunk
- The PanMPO Connector allows for rapid gender and polarity change in the field
- ISO/IEC 11801, ANSI/TIA-568.3-D, TIA/EIA-604 (FOCIS-5), GR-409-CORE, ANSI/ICEA S-83-596-2016
- RoHS Complaint
- Standard 1-meter breakout length
- Length measured from connector to connector
- Pre-labeled with the *RapidID™* Network Mapping System to enable faster tracing, placing, and network documentation

HD Flex™ Indoor Small Diameter Trunks

Part Number	Fiber Type	Fiber Count	Connector Type	Flame Rating	Polarity	Performance	Pulling Eye	Length Ft. (m)
FY9TP77A001F015	OS2	12	PanMPO Female with 1m breakout to PanMPO Female with 1m breakout	Plenum	Polarity A	Standard IL	Pulling Eye End A	15.0 (381.0)
FY9UP77A001F015		24						
FY9WP77A001F015		48						
FYXTP77Y001F015	OM3	12			Polarity B	Optimized IL		
FYXUP77Y001F015		24						
FYXWP77Y001F015		48						
FYZTP77Y001F015	OM4	12						
FYZUP77Y001F015		24						
FYZWP77Y001F015		48						



FYZTP77Y001F015

Indoor Small Diameter Trunks

Part Number	Fiber Type	Fiber Count	Connector Type	Flame Rating	Performance	Polarity	Length Ft. (m)
FY9XP77A005F015	OS2	72	PanMPO Female with 1m breakout to PanMPO Female with 1m breakout	Plenum	Standard IL	Polarity A	15.0 (381.0)
FY9YP77A005F015		96					
FY9AP77A005F015		144					
FYXXP77Y005F015	OM3	72			Optimized IL	Polarity B	
FYXYP77Y005F015		96					
FYXAP77Y005F015		144					
FYZXP77Y005F015	OM4	72					
FYZYP77Y005F015		96					
FYZAP77Y005F015		144					

Indoor/Outdoor Rollable Ribbon High Fiber Count Trunks

Part Number	Fiber Type	Fiber Count	Connector Type	Flame Rating	Performance	Polarity	Length Ft. (m)
F8ANM5E5EAAM010	OS2	144	12xMPO-12 Female to 12xMPO-12 Female	Multi-Rated for Riser, LSZH and EuroClass CCA	Standard IL	Polarity A	0.41 (10.5)
F8ANM5ENNAAM010			12xMPO-12 Female to Pigtail				
F8BNM5E5EAAM010		288	24xMPO-12 Female to 24xMPO-12 Female				
F8BNM5ENNAAM010			24xMPO-12 Female to Pigtail				
F8NNM5E5EAAM010		432	36xMPO-12 Female to 36xMPO-12 Female				
F8NNM5ENNAAM010			36xMPO-12 Female to Pigtail				
F8ONM5E5EAAM010		576	48xMPO-12 Female to 48xMPO-12 Female				
F8ONM5ENNAAM010			48xMPO-12 Female to Pigtail				
F8RNM5E5EAAM010		864	72xMPO-12 Female to 72xMPO-12 Female				
F8RNM5ENNAAM010			72xMPO-12 Female to Pigtail				

- Product Showcase
- Copper Systems
- Fiber Systems
- Industrial Networks
- Audio Video Systems
- Keystone Cabling Systems
- Cabinets, Thermal Mgmt, Racks, Enclosures & Cable Mgmt
- Power Management
- Cable Management Accessories
- Cable Routing Systems
- Electrical Solutions for Network Infrastructure
- Part Number Index

MPO Ribbon Pigtail Assemblies

Part Number	Fiber Type	Connector Type	Fiber Count	Performance	Length Ft. (m)
FZTCN7NNONNM001	OM4	PanMPO Female	12	Standard IL	3.2 (1)
F9TCN5NNSNM001	OS2			Optimized IL	

Fiber Optic Patch Cord and Pigtail Assemblies

- Fiber optic patch cords and pigtails provide interconnect and cross-connect of applications over installations in entrance facilities, telecommunications rooms, data centers and at the desk
- Patch cords support network applications in main, horizontal and equipment distribution areas and are available in riser (OFNR) or plenum (OFNP)
- Pre-terminated fiber optic pigtails support fusion splice field termination applications. Fiber optic patch cords and pigtails are available in OM3, OM4, OM4+ Signature Core, OM5 or OS2 fiber types
- Meets or exceeds ISO/IEC 11801, ANSI/TIA-568.3-D, IA/EIA-604 (FOCIS-3 and FOCIS-10)
- Restriction of Hazardous Substances (RoHS) Compliance: All patch cord components meet the requirements of Directive 2002/95/EC
- Colored patch cord with keyed connectors or non-keyed colored connectors available in plenum (OFNP) and OM4+ Signature Core or OS2 fiber types

Part Number	Fiber Type	Connector Type	Fiber Count	Jacket In. (mm)	Flame Rating	Performance	Length Ft. (m)*
BEST SELLER FX2ERLNLNSNM001	OM3	LC Duplex to LC Duplex	2	0.06 (1.6)	Riser	Standard IL	3.2 (1)
FX2ERLNSNSNM001		LC Duplex to SC Duplex					
FX23RSNSNSNM001		SC Duplex to SC Duplex					
BEST SELLER FZ2ERLNLNSNM001	OM4	LC Duplex to LC Duplex	0.06 (1.6)	Riser			
FZ2ERLNSNSNM001		LC Duplex to SC Duplex					
BEST SELLER FZ23RSNSNSNM001		SC Duplex to SC Duplex					
BEST SELLER FZ2ERLNLNNNM001	OM4+	LC Duplex to LC Duplex	0.06 (1.6)	Riser	Ultra IL		
FS2ERLNLNNNM001	OM5						
BEST SELLER F92ERLNLNSNM001	OS2	LC Duplex to LC Duplex	2	0.06 (1.6)	Riser	Standard IL	
F92ERLNSNSNM001							LC Duplex to SC Duplex
F92ERB1LNSNM001		LC/APC to LC Duplex					
F92ERB1B1SNM001		LC/APC to LC/APC					
F92ERB1SNSNM001		LC/APC to SC Duplex					
F923RSNSNSNM002		SC Duplex to SC Duplex					
F923RANSNSNM001		SC/APC Duplex to SC Duplex					
F923RANANSNM001		SC/APC Duplex to SC/APC Duplex					
F92ERANB1SNM001		SC/APC to LC/APC					



*All patch cords available in lengths 1m – 50m

● = Fusion Splice Ready

Uniboot Patch Cords

Part Number	Fiber Type	Connector Type	Fiber Count	Jacket In. (mm)	Flame Rating	Performance	Length Ft. (m)*
FZ2RPU1U1ONM001	OM4	LC Uniboot to LC Uniboot	2	.08 (2.0)	Plenum	Optimized IL	3.2 (1)
FS2RPU1U1NNM001	OM4+					Ultra IL	
FW2RPU1U1ONM001	OM5					Optimized IL	
FW2RPU1U1NNM001						Ultra IL	
F92RPU1U1ONM001	OS2	LC/APC Uniboot to LC/APC Uniboot	2	.08 (2.0)	Plenum	Optimized IL	3.2 (1)
F92RPU2U2ONM001						Ultra IL	

*All patch cords available in lengths 1m – 50m



Like what you see and want more?

For more Fiber Patch Cord options, visit www.panduit.com/fiber-patch-cord

Pigtails

Part Number	Fiber Type	Connector Type	Fiber Count	Jacket	Flame Rating	Performance	Length Ft. (m)					
FX1BN1NNNSNM001	OM3	LC to Pigtail	1	No Jacket	Not Rated	Standard IL	3.2 (1)					
FXTBN1NNNSZM001			12									
FX1BN3NNNSNM002		SC Simplex to Pigtail	1									
FZ1BN1NNNSNM001	OM4	LC to Pigtail	12									
FZTBN1NNNSZM001			SC Simplex to Pigtail					1				
F91BN1NNNSNM001	OS2	LC to Pigtail	1					No Jacket	Not Rated	Standard IL	6.5 (2)	
F91BN1NNNSNM002							9.8 (3)					
F91BN1NNNSNM003							12					
F9TBN1NNNSZM001		LC/APC to Pigtail	1				1				3.2 (1)	
F91BNB1NNSNM001												SC Simplex to Pigtail
F91BN3NNNSNM001												SC/APC to Pigtail
F91BNANNSNM001												




F91BN1NNNSNM001



F9TBN1NNNSZM001

- Product Showcase
- Copper Systems
- Fiber Systems
- Industrial Networks
- Audio Video Systems
- Keystone Cabling Systems
- Cabinets, Thermal Mgmt, Racks, Enclosures & Cable Mgmt
- Power Management
- Cable Management Accessories
- Cable Routing Systems
- Electrical Solutions for Network Infrastructure
- Part Number Index



Universal Network Zone Systems

Rapidly deploy an industrial Ethernet network on the plant floor with a reliable, structured approach that reduces installation time and lifecycle costs.



Like what you see and want more?

For more Network Zone System options,
visit www.panduit.com/network-zone-systems

INDUSTRIAL NETWORKS

IndustrialNet™ Copper Cable	64
Indoor/Outdoor Dielectric Double Jacketed Fiber Optic Cable.....	64
IndustrialNet™ RJ45 Copper Patch Cords	65
IndustrialNet™ Copper Connectors.....	65
Industrial Accessories	66
Pre-Configured Micro Data Center (MDC).....	67
Wireless Access Point Enclosures	67
Industrial Network Uninterruptible Power Supply (UPS).....	67
Network Zone Systems	68
Universal Distribution Frames	69
Pre-Configured Industrial Distribution Frames	69

IndustrialNet™ Copper Cable

- Cable has been tested by an independent laboratory and complies with the electrical standard requirements of ISO11801 and ANSI/TIA-568.2-D
- Industrial rated cable for reliable performance in harsh environments
- Packaged on a reel for ease in deployment
- Offered in light-duty grades to connect the enterprise and industrial spaces, medium-duty grades for PLCs and various control devices, and heavy-duty grades to withstand industrial and harsh environments, or repetitive motion



SP-SFCS1IG-CEG



ISFCH6X04ATL-UG



ISFCH5C02ATL-XG

Part Number	Category	AWG	Description	Packaging Ft./m	Color*
ETHERNET/IP Category 6A/Category 7					
ISFCH6X04ATL-UG	Category 6A	24/7	4-pair, SF/UTP, CM/CMX, 600V, High Flex, Oil Res, UV Res, Abrasion Res, Weld Splatter Res	1000/305 reel	Teal
ISFCH6X04BTL-UG		26/7			
IURH6X04TL-UG		23/1	4-pair, U/UTP, CMR/CMX, 600V, Oil Res, UV Res,		
IFRH6X04TL-UG			4-pair, F/UTP, CMR/CMX, 600V, Oil Res, UV Res		
ISX6X04ATL-LED		24/7	4-pair, S/FTP, PUR, High Flex, Oil Res, UV Res, Abrasion Res		
PSM7004BU-KEM	Category 7	23 Stranded	4-pair, S/FTP, LSZH-FR, Oil and Fuel Res, UV Res, Marine and Harsh Environments, DNV and ABS certified	3280/1000 reel	Blue

ETHERNET/IP Category 5e

ISFCH5C02ATL-XG	Category 5e	24/7	2-pair, SF/UTP, CM/CMX, 600V, High Flex, Oil Res, UV Res, Abrasion Res, Weld Splatter Res	1000/305 reel	Teal
ISFCH5C04ATL-XG			4-pair, SF/UTP, CM/CMX, 600V, High Flex, Oil Res, UV Res, Abrasion Res, Weld Splatter Res,		
ISFX5502ATL-LED			2-pair, SF/UTP, PUR, High Flex, Oil Res, UV Res, Abrasion Res		

ETHERNET/IP Single Pair


SP-SFCS1IG-CEG	SPE, SP1-1000	18/7	1-pair, S/FTP, CMR/CM/CMX/IEC 60332-1, Oil Res, UV Res, Abrasion Res	1000/305 reel	International Gray
--------------------------------	---------------	------	--	---------------	--------------------

*Visit www.panduit.com for additional colors and product information

Indoor/Outdoor Dielectric Double Jacketed (DDJ) Fiber Optic Cable

- Kevlar protects dry buffer tubes re-enforced double jacketing eliminating the need for additional conduit or pathway installation and providing a smaller, crush-resistant cable for improved design flexibility and lower installed cost
- All-dielectric construction eliminates the need for grounding and bonding, thereby reducing installation time and cost Riser rated (OFNR) and compliant with Low Smoke Zero Halogen (LSZH) specifications Fiber types include OM4 multimode available in 6-, 12-, and 24-fiber counts as well as OS2 singlemode available in 6-, 12-, 24-, 48-, and 96-fiber counts

Part Number	Performance Level	Fiber Count	Description
FOJDZ06	OM4	6	50um, Indoor/Outdoor DDJ cable, Riser (OFNR-LS), LSZH
FOJDZ12		12	
FOJDZ24		24	
FSJD906	OS2	6	9um, Indoor/Outdoor DDJ cable, Riser (OFNR-LS), LSZH
FSJD912		12	
FSJD924		24	
FSJD948		48	
FSJD996		96	



FOJDZ12 FSJD912

IndustrialNet™ RJ45 Copper Patch Cords

- Patch cords have been tested by an independent laboratory and comply with the electrical standard requirements of IEC 60603-7 and ANSI/TIA-568.2-D
- Variant 1 bulkhead patch cords meet IP67 when mated to IP67 IndustrialNet Connectors
- Industrial rated patch cord for reliable performance in harsh environments
- 600 V rated patch cords provide reliable performance for panel or on-machine applications when space is shared with 600 V high voltage power cables

Part Number	Performance Level	AWG	Length m	Cable Type	Color*
ISTPH6X^M*	Category 6A	26	0.6, 1, 2, 3, 5, 7, 10	Shielded (SF/UTP)	Black (BL), Teal (TL)
ISTPHCH^M*	Category 5e	24			
IUTP6X^MBL	Category 6A	26	1, 2, 3, 5, 10	Unshielded (U/UTP)	Black (BL)
ISTP6X^MBL				Shielded (SF/UTP)	



IndustrialNet™ Copper Connectors

- IP/NEMA/UL/CE rated to ensure reliable performance in harsh factory environments
- Factory terminated design assures reliability and saves time
- Extended temperature range provides durable connections in extreme conditions
- Optional RJ45 connector speeds deployment

Part Number	Performance Level	Description
-------------	-------------------	-------------

M12 Connectors

ICAM12XRJS	Category 6A	M12 X-Code Shielded to RJ45 Industrial Adapter, Panel Mount
ICAM12X90RJS		M12 X-Code Shielded to RJ45 Industrial Adapter, 90° Angle, Panel Mount
ISPS6A88MFA	Category 5e	M12 X-Code Shielded Field Terminable Connector, Male
ISPS5E44MFA		M12 D-Code Shielded Field Terminable Connector, Male
ICAM12DRJS		M12 D-Code Shielded to RJ45 Industrial Adapter, Panel Mount



Industrial Bulkhead Connector with Protective Cover

IAEBH6X	Category 6A	Variant 1 IP67 RJ45 Connector
IAEBH6XS		Shielded Variant 1 IP67 RJ45 Connector
IAEBH6	Category 6	Variant 1 IP67 RJ45 Connector
BEST SELLER MPI588T	Category 5e	Variant 1 IP67 Modular Plug
MPSI588T		Shielded Variant 1 IP67 Modular Plug
IAEBH5ES		Shielded Variant 1 IP67 RJ45 Connector



Product Showcase

Copper Systems

Fiber Systems

Industrial Networks

Audio Video Systems

Keystone Cabling Systems

Cabinets, Thermal Mgmt, Racks, Enclosures & Cable Mgmt

Power Management

Cable Management Accessories

Cable Routing Systems

Electrical Solutions for Network Infrastructure

Part Number Index

IndustrialNet™ Copper Connectors *(continued)*

- IP/NEMA/UL/CE rated to ensure reliable performance in harsh factory environments
- Extended temperature range provides durable connections in extreme conditions
- Factory terminated design assures reliability and saves time
- Optional RJ45 connector speeds deployment

Part Number	Performance Level	Description
Industrial Bulkhead Coupler with Protective Cover		
IAEBHC6XS	Category 6A	Variant 1 IP67 RJ45 Coupler
IAEBHC6	Category 6	
BEST SELLER IAEBHC5E	Category 5e	



Part Number	Description
Mini-Com Coupler Module	
IAEBHUSBAA	USB 2.0 Variant 1 IP67 Female A to Female A Coupler

Industrial Accessories

- Modular design for easy DIN rail mounting
- Compact size and low-profile of Mini-Com DIN Rail Mount Adapters saves valuable DIN rail space
- Easy installation – no special tools required

Part Number	Description	Color
Mini-Com DIN Rail Mount Adapter		
BEST SELLER CADIN1IG	Single-Port DIN Rail Mount Adapter	International Gray
CADIN1IG-S	Shielded Single-Port DIN Rail Mount Adapter	



IndustrialNet DIN Rail Mount Copper Patch Panel

BEST SELLER CDPP8RG	8-Port Patch Panel, DIN Rail Mount	International Gray
CDPP8RG-S	Shielded 8-Port Patch Panel, DIN Rail Mount	



IndustrialNet DIN Rail Mount Fiber Enclosure

BEST SELLER FDPPSIG	Fiber Optic Enclosure, DIN Rail Mount, Standard Depth for use with FAPs	International Gray
FDPPEIG	Fiber Optic Enclosure, DIN Rail Mount, Extended Depth for use with FAPs and OptiCom Cassettes	

Pre-Configured Micro Data Center (MDC)

- Pre-configured solution enables fast deployment of servers, storage, and switches for an industrial network
- Dynamic rated version ensures safe transport of IT equipment under typical shipping conditions
- Includes space for future expansion of server, storage, and related patching to allow increased network capacity without requiring addition to control room footprint
- Bonded structure helps ensure network reliability and prevent equipment failure
- Integrated cable management with bend radius control maintains bandwidth through the network for increased uptime
- Reference architecture provides a physical map of the logical network layer following recommended installation practices to increase reliability

Part Number	Height In. (mm)	Width In. (mm)	Depth In. (mm)	Description	No. of Rack Units	Color
MDC82NN	78.7 (2000)	27.6 (700)	47.2 (1199)	NEMA Type 12, IP55, Single Hinge Front Door with Windowed Glass, Single Hinge Rear Door, Solid Side Panels (2), Side Panel, Network Cabling, Patch Panels, Cable Management, Grounding, and Casters	42	Gray
MDC82NL				NEMA Type 12, IP55, Single Hinge Front Door with Windowed Glass, Single Hinge Rear Door, Solid Side Panel (1), Side Panel with Cutout for 20k BTU AC (1), Network Cabling, Patch Panels, Cable Management, Grounding, and Casters		



MDC82NN

Wireless Access Point Enclosures

- Accommodates the most popular Wireless Access Points
- Fiberglass construction and aluminum mounting plate allows quick and easy access point installation
- Provisions for padlocks to protect against tampering and theft
- Include pre-configured mounting template and connectivity kit with 2-position outlet box, Mini-Com
- TX6 PLUS Jack Module, TX6 PLUS Patch Cord, silicone sealant and grounding cable
- UL 508A Listed, NEMA 4X and IP66 Rated

Part Number	Connectivity Kit	External Dimensions	Internal Dimensions
Power over Ethernet Applications			
PZNWE12	UTP	13.56"H x 13.47"W x 6.56"D (344.4mm x 342.1mm x 166.6mm)	11.70"H x 11.70"W x 6.29"D (297.2mm x 297.2mm x 159.8mm)
Traditional AC Power Applications			
PZNWE14	UTP	15.50"H x 13.50"W x 6.25"D (393.7mm x 342.9mm x 158.8mm)	13.53"H x 11.55"W x 5.94"D (343.7mm x 293.4mm x 150.9mm)



PZNWE12

Industrial Network Uninterruptible Power Supply (UPS)

- Supports industrial switches during power outages
- Ultracapacitor technology decreases downtime risk by up to 40%*
- Maintenance-free operation contributes to 50–70% reduced cost of ownership*
- Non-HazMat
- Remote management with auto alerts works with standard web browsers and EtherNet/IP**
- Easy device monitoring through SNMP v1/V2c/V3
- Wide operating temperature range -40°C to +60°C
- Compact, one-piece design saves 50% or more DIN Rail space compared to similar UPS devices

Part Number	Description
UPS003LSM	UPS Load Sense Module; Optional Accessory for Use in Dual, Redundant Power Supply Configurations to Monitor Load on Primary Supply
UPS00100DC	Uninterruptible Power Supply (UPS), 100W; No-Battery, Maintenance-Free with Remote Management; 24-28 VDC In/Out; DIN Rail Mount



UPS003LSM



UPS00100DC

*Compared to battery-based UPS devices
**EtherNet/IP is a trademark of ODVA

- Product Showcase
- Copper Systems
- Fiber Systems
- Industrial Networks
- Audio Video Systems
- Keystone Cabling Systems
- Cabinets, Thermal Mgmt, Racks, Enclosures & Cable Mgmt
- Power Management
- Cable Management Accessories
- Cable Routing Systems
- Electrical Solutions for Network Infrastructure
- Part Number Index

Network Zone Systems

- Universal design works with most DIN mount industrial Ethernet switches, providing design flexibility
- Pre-configured solution delivers up to 75% faster implementation
- Designed to accept customer supplied switches
- Copper/fiber patch fields and connectivity enable troubleshooting of network connections
- Products are available in stainless steel and shielded connectivity options
- Isolation barrier segregates higher line voltage from lower voltage switch for increased safety
- Bonding provisions and grounding bar ensure path to ground to protect personnel and equipment
- Detailed installation guide provides easy, repeatable design instructions assuring consistency and saving time on the jobsite
- UL Type 4/12 or 4X, UL 508A Listed, CE Approved, IP66 Rated

Part Number	Enclosure Material	Downlink Port Connectivity	Included Accessories	Power Infrastructure
-------------	--------------------	----------------------------	----------------------	----------------------

24 inches x 36 inches Universal Network Zone; for Two Industrial Switches

Z23U-S25S	Mild Steel	Category 6A STP	(16) Copper Patch Cords and Jacks, (6) LC Adapters, (4) LC OM3 Patch Cords	Redundant Power Supplies with 1 Maintenance-Free UPS
Z23U-S25		Category 6 UTP		Redundant Power Supplies with Battery Based UPS
Z23U-S21				

24 inches x 24 inches Universal Network Zone; for One Industrial Switch

Z22U-S15	Mild Steel	Category 6 UTP	(8) Copper Patch Cords and Jacks, (6) LC Adapters, (2) LC OM3 Patch Cords	Redundant Power Supplies with 1 Maintenance-Free UPS
Z22U-S15S		Category 6A STP		

24 inches x 36 inches Pre-Configured Network Zone; for Two Industrial Switches

Z23C-S	Mild Steel	Category 6 UTP	(16) Copper Patch Cords and Jacks, (6) LC adapters, (4) LC OM3 Patch Cords	—
--------	------------	----------------	--	---

24 inches x 24 inches Universal Network Zone; for One Industrial Switch

Z22C-S	Mild Steel	Category 6 UTP	(8) Copper Patch Cords and Jacks, (6) LC Adapters, (2) LC OM3 Patch Cords	—
--------	------------	----------------	---	---



Z22U-S15S



Z23C-S



Like what you see and want more?

For more Network Zone System options, visit www.panduit.com/network-zone-systems

Universal Distribution Frames

- Engineered to deploy and protect Industrial Ethernet DIN mount switches in industrial applications
- Pre-configured, wall mount design delivers up to 75% faster implementation
- Pre-engineered power infrastructure with redundant power supplies, optional UPS, wiring, labels, terminal blocks, and disconnects
- Defined cable routings incorporate best practices in connectivity, cable management, wiring and grounding
- Additional back-end space allows for 3X the cooling capacity over typical deployments
- Key-locking handle limits access to authorized personnel for a secure network
- Detailed installation guide provides easy instructions assuring consistency and saving time on the job-site
- UL Type 4/12 or 4X, UL 508A Listed, CE Approved, IP66 Rated

Part Number	Enclosure Material	Included Accessories	Power Infrastructure
12U Universal Distribution Frame for Industrial DIN Mount Switches			
ZDF24-S25	Mild Steel	(1) 48-Port Patch Panel and (1) 4 RU DIN Mount Bracket to Support (2) Switches	(1) Maintenance Free UPS, Redundant Power Supplies AC to DC, Terminal Blocks and Wiring for 120 V AC Input
26U Universal Distribution Frame for Industrial DIN Mount Switches			
ZDF48-S65	Mild Steel	(3) 48-Port Patch Panels, (3) 4 RU DIN Mount Brackets to Support (6) Switches	(3) Maintenance-Free UPS, Redundant Power Supplies AC to DC, Terminal Blocks and Wiring for 120 V AC Input



ZDF24-S25



ZDF48-S65

Universal Distribution Frame Tiers

Part Number	Description
ZDINS24	Tier for (2) industrial switches, (1) 48-port patch panel, (1) 4 RU DIN bracket, (2) power supplies AC to DC, terminal blocks, wiring for 120 V AC input to support (2) industrial DIN mount switches
ZDINS25	Tier for (2) industrial switches, (1) 48-port patch panel, (1) 4 RU DIN bracket, (1) maintenance-free UPS, (2) power supplies AC to DC, terminal blocks, wiring for 120 V AC input to support (2) industrial DIN mount switches



ZDINS24

Pre-Configured Industrial Distribution Frames

- Engineered to deploy and protect 19" rack mount Ethernet switches in industrial applications
- Pre-configured, wall mount design delivers up to 25% faster implementation
- Defined equipment locations and cable routings incorporate best practices in connectivity, cable management, wiring and grounding
- Additional back-end space allows for 3X the cooling capacity over typical deployments
- Key-locking handle limits access to authorized personnel for a secure network
- Detailed installation guide provides easy instructions assuring consistency and saving time on the job-site
- UL Type 4/12 or 4X, UL 508A Listed, IP66 Rated

Part Number	Enclosure Material	Included Accessories	Power Infrastructure
12U Industrial Distribution Frame for Two Access or Two Distribution Switches			
ZDF242430	Mild Steel	(2) 48-Port Patch Panels, Fiber Tray, Fiber Spools, Back Panels, 10" DIN Rail, 30" Length of Duct	—
26U Industrial Distribution Frame for Two Access and Two Distribution Switches			
ZDF48-RA	Mild Steel	(2) 48-Port Patch Panels, Fiber Tray, Fiber Spools, Back Panels, 10" DIN Rail, 30" Length of Duct	2 Duplex Power Receptacles and 4 Power Cables



ZDF242430



ZDF48-RA

Fiber Termination Enclosure

Part Number	Description
FTE24A1A1	Pre-Configured 288 Fiber Termination Enclosure, Mild Steel

- Product Showcase
- Copper Systems
- Fiber Systems
- Industrial Networks
- Audio Video Systems
- Keystone Cabling Systems
- Cabinets, Thermal Mgmt, Racks, Enclosures & Cable Mgmt
- Power Management
- Cable Management Accessories
- Cable Routing Systems
- Electrical Solutions for Network Infrastructure
- Part Number Index

Commercial AV is Easier Than You Think

Captivate™ Series

Atlona **Captivate** is a series of audio video solutions developed to improve video conferencing experiences over the native capabilities of most laptops, computers, and all-in-one devices. Captivate components work in unison to provide high quality audiovisual performance and advanced functionality within flexible meeting spaces and other small collaboration environments. The series includes the **AT-CAP-FC110** 4K ePTZ auto-framing camera and the **AT-CAP-SP100** USB / Bluetooth® speakerphone.



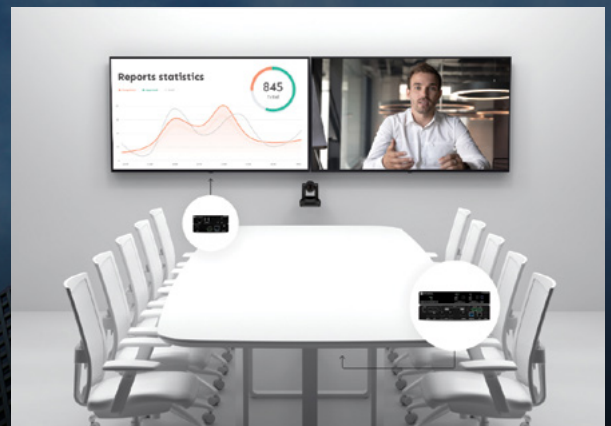
WAVE™

The Atlona **Wireless Audio Visual Environment (WAVE)** is designed for easy content sharing from iOS®, Android™, Mac®, Chromebook™, or Windows® devices. The **WAVE-101** allows up to four presenters to share their content simultaneously on-screen, with a moderator mode available for managing additional presenters. Wireless BYOD interfacing is simply enabled through the device's native casting protocol, with no setup necessary beforehand.

Omega™ Series

The **Omega Series** is a family of switching, extension, and video processing solutions with features and technologies designed specifically for today's meeting and gathering spaces.

They are essential AV system components made for simple plug-and-play operation to deliver a presentation or video conferencing session and collaborate with team members. An Omega Series system can be a straightforward, point-to-point setup from meeting table to display or anchored by an AV switcher with remote endpoints at display or presenter locations.



AUDIO VIDEO SYSTEMS

OmniStream™ Networked AV Distribution Platform	72
Encoders	
Decoders	
USB to IP Interfaces	
Accessories	
Velocity™ IP Based AV Control Platform	73
Gateways and Remote Access	
Touch Panels	
Accessories	
Omega™ 4K HDMI®, DisplayPort™, & USB-C® Conferencing Products	74
Transmitters	
Switchers	
Receivers	
Extenders	
Altona Room Kits Complete AV Systems for Meeting Spaces	75
Cameras & Speakerphone.....	75
Wireless AV.....	75



- Best-in-class AV over IP performance and reliability over Gigabit Ethernet
- Flexible, scalable, and cost-effective AV network distribution for meeting rooms, office buildings, retail, corporations, and a campus or enterprise
- Advanced **VCx™** codec delivers 4K/60 4:4:4 with artifact-free presentation of computer-generated content and fast-motion video
- High-efficiency coding enables 4K/60 4:4:4 and 1080p streams over Gigabit Ethernet, and numerous 4K streams over 10 Gigabit network switch uplinks
- Ultra-fast switching between 4K/60 video streams from OmniStream encoders
- Multiview window processing in **AT-OMNI-121** decoder – display up to four sources on a screen

OmniStream Encoders

Devices that encode AV and control signals for distribution over IP networks

Part Number	Description
AT-OMNI-111	Networked AV encoder, HDMI input
AT-OMNI-111-WP	Wallplate networked AV encoder, HDMI input, black and white faceplates, US two-gang
AT-OMNI-112	Dual-channel networked AV encoder, two HDMI inputs



AT-OMNI-111



AT-OMNI-111-WP

OmniStream Decoders

Devices that take encoded IP streams and decode them to AV and control signals

Part Number	Description
AT-OMNI-121	Networked AV decoder, HDMI output, audio input and output



AT-OMNI-121

OmniStream USB to IP Interfaces

Devices that convert USB to IP for distribution over networks

Part Number	Description
AT-OMNI-311	USB to IP adapter, USB host connection for PC
AT-OMNI-324	IP to USB adapter, 4-port USB hub for peripherals



AT-OMNI-311



AT-OMNI-324

OmniStream Accessories

Part Number	Description
AT-OMNI-1XX-RACK-1RU	Rack mount shelf for OmniStream encoders and decoders
AT-OMNI-IR-TX	IR emitter cable for OmniStream systems



AT-OMNI-1XX-RACK-1RU

See the complete OmniStream solution at www.atlona.com/omnistream

Visit www.panduit.com for additional product information.

velocity™

- IP-based platform for AV control, room scheduling, and device management
- Configure, deploy, and modify control systems in minutes – no programming necessary
- Control AV systems with Velocity touch panels, web browsers, or BYOD mobile devices
- Room scheduling integration with Google Workspace™, Office 365™, Exchange®, and Astra Schedule
- **Velocity Device Manager** for centrally configuring, deploying, and managing Atlona IP-controllable devices
- Remotely configure, manage, and control over the internet with **Velocity Premier Services – Remote Gateway (AT-VPS-RG)**

Velocity Gateways and Remote Access

Processors that serve a single or multiple rooms of AV control and scheduling as well as **Velocity Premier Services – Remote Gateway** for remotely accessing gateways over the internet

Part Number	Description
AT-VGW-HW-3	Hardware gateway for AV control of 3 rooms and scheduling of 6
AT-VGW-HW-10	Hardware gateway for AV control of 10 rooms and scheduling of 20
AT-VGW-HW-20	Hardware gateway for AV control of 20 rooms and scheduling of 40
AT-VGW-SW	Software gateway for AV control of 20 rooms and scheduling of 40
AT-VTPG-1000VL-BL	10" touch panel with gateway for one room of control and scheduling, black
AT-VTPG-1000VL-WH	10" touch panel with gateway for one room of control and scheduling, white
AT-VPS-RG-T1	Remote configuration, management, and control for VGW-HW-3 and VTPG-1000VL gateways, annual license
AT-VPS-RG-T2	Remote configuration, management, and control for VGW-HW-10 gateways, annual license
AT-VPS-RG-T3	Remote configuration, management, and control for VGW-HW-20 and VGW-SW gateways, annual license



AT-VGW-HW-3



AT-VTPG-1000VL-BL



AT-VPS-RG-T1

Velocity Touch Panels

User interfaces for AV control and scheduling

Part Number	Description
AT-VTP-1000VL-BL	10" touch panel, black
AT-VTP-1000VL-WH	10" touch panel, white
AT-VTP-800-BL	8" touch panel, black
AT-VTP-800-WH	8" touch panel, white
AT-VTP-550-BL	5.5" touch panel, black
AT-VTP-550-WH	5.5" touch panel, white
AT-VTP-VTM	Tabletop mount for 10" touch panels



AT-VTP-1000VL-WH



AT-VTP-550-BL

Velocity Accessories

Command converters for legacy devices and occupancy sensor for system automation

Part Number	Description
AT-VCC-IR3-KIT	IP to IR Command Converter with Three Emitters
AT-VCC-RELAY-KIT	IP to Relay / Sensor Signal Converter
AT-VCC-RS232-KIT	IP to RS-232 Command Converter
AT-OCS-900N	Network-enabled sensor for occupancy, temperature, and ambient light level that works with WAVE™, Velocity, Omega, and third-party devices to automate system operation



AT-VCC-IR3-KIT



AT-OCS-900N

See the complete Velocity solution at www.atlona.com/velocity

For service and technical support, call 1-800-777-3300.

OMEGA™

- Switching, extension, and video processing solutions designed for today's meeting and gathering spaces
- Simple user operation – connect and present (no button to press)
- Flexible AV + USB host switching for meeting participants and their laptops
- Automated system operation with auto-input switching, display control, and occupancy sensor triggering
- Universal AV connectivity for HDMI, DisplayPort, and USB-C
- Video conferencing hub – USB interfacing for PCs, cameras, speakerphones, and soundbars
- HDBaseT™ extension for 4K video, control, Ethernet, and USB
- Visit the Omega Room Builder (builder.atlona.com) to explore sample AV systems and build your own

Omega Transmitters

Devices that provide AV and USB connectivity for transmission to Omega switchers and receivers

Part Number	Description
AT-OME-EX-TX	HDBaseT transmitter for HDMI with USB hub
AT-OME-EX-TX-WP	Wallplate HDBaseT transmitter for HDMI with USB hub, US one-gang
AT-OME-EX-TX-WP-E	Wallplate HDBaseT transmitter for HDMI with USB hub, EU and UK two-gang
AT-OME-SW21-TX-WPC	Wallplate 2x1 AV switcher and transmitter for HDMI and USB-C with USB hub, US one-gang



AT-OME-EX-TX-WP

Omega Switchers

A family of multi-format AV switchers and matrix switchers designed for small to medium presentation applications

Part Number	Description
AT-OME-PS62	6x2 matrix presentation switcher with USB hub; HDBaseT, HDMI, and USB-C inputs; HDMI and HDBaseT outputs
AT-OME-MS52W	5x2 matrix switcher with USB hub; HDMI, DisplayPort, USB-C, and wireless inputs; HDMI and HDBaseT outputs
AT-OME-MS42	4x2 matrix switcher with USB hub; HDMI, DisplayPort, and USB-C inputs; HDMI and HDBaseT outputs
AT-OME-MH21-CP	2-input switcher for HDMI and USB-C with USB hub, HDMI output



AT-OME-MS42

Omega Receivers

Devices that receive incoming signals from Omega transmitters and switchers, and provide HDMI and USB connectivity

Part Number	Description
AT-OME-EX-RX	HDBaseT receiver for HDMI with USB hub
AT-OME-SR21	2x1 AV switcher and receiver with scaler and USB hub, HDBaseT and HDMI inputs



AT-OME-EX-RX

Omega Extenders

Simple yet effective integration solutions for extending AV, USB, and control from a source location to a display

Part Number	Description
AT-OME-EX-KIT	HDBaseT extender kit for HDMI with USB hub, 100m
AT-OME-EX-KIT-LT	HDBaseT extender kit for HDMI with USB hub, 40m
AT-OME-EX-WP-KIT	Wallplate HDBaseT extender kit for HDMI with USB hub, 100m, US one-gang
AT-OME-EX-WP-KIT-LT	Wallplate HDBaseT extender kit for HDMI with USB hub, 40m, US one-gang



AT-OME-EX-WP-KIT-LT

See the complete Omega solution at www.atlona.com/omega

Visit www.panduit.com for additional product information.

Atlona Room Kits

- Bundled AV systems for huddle, meeting, and training spaces
- Assembled, configured, and tested prior to shipment
- Exclusive wall-mounted rack arrives ready-to-hang
- Easily repeatable and provide consistent user experience

Part Number	Description
AT-ARK-HR-104-KIT	Huddle Room Kit for groups of up to 4 people. 55" display recommended and is purchased separately
AT-ARK-SC-104-KIT	Small Conference Room Kit for groups of up to 6 people. 65" display recommended and is purchased separately
AT-ARK-MC-104-KIT	Medium Conference Room Kit for groups of up to 10 people. 75" display recommended and is purchased separately
AT-ARK-TR-201-KIT	Training Room Kit for sessions of up to 20 people. 85" display recommended and is purchased separately



AT-ARK-MC-104-KIT

Cameras and Speakerphone

- The HDVS-CAM series are enterprise-grade PTZ cameras designed for use in video conferencing, lecture capture, and distance learning applications with models available for USB, HDBaseT, and HDMI output
- The Captivate™ camera and speakerphone provide high quality audiovisual performance and advanced functionality for video conferencing applications

Part Number	Description
AT-HDVS-CAM	PTZ Camera with USB, black
AT-HDVS-CAM-W	PTZ Camera with USB, white
AT-HDVS-CAM-HDMI-BK	PTZ Camera with HDMI Output and USB, black
AT-HDVS-CAM-HDMI-WH	PTZ Camera with HDMI Output and USB, white
AT-HDVS-CAM-HDBT-BK	PTZ Camera with HDBaseT Output, black
AT-HDVS-CAM-HDBT-WH	PTZ Camera with HDBaseT Output, white
AT-CAP-FC110	Captivate 4K ePTZ Auto-Framing Camera
AT-CAP-SP100	Captivate USB / Bluetooth Speakerphone



AT-HDVS-CAM



AT-CAP-FC110



AT-CAP-SP100

Wireless AV

- Wirelessly share content from up to four presenters
- Supports native casting with iOS®, Android™, Mac®, Chromebook™, and Windows® devices
- Dynamic Layout Mode™ (patent pending) automatically adapts to incoming or disconnected source content
- Instructor Mode allows a user to moderate presentations, adjust audio volume, upload and play media, stream YouTube™, and switch between layouts
- Supports cloud-based digital signage platforms

Part Number	Description
AT-WAVE-101	Wireless Presentation Platform



AT-WAVE-101

More Meaningful Connections



NetKey® Cabling System

The NetKey Copper and Fiber Cabling System provides a complete, standards-compliant cabling infrastructure solution for voice, data and video applications.

KEYSTONE CABLING SYSTEMS

NetKey® Patch Cords	78
NetKey® Jack Modules	78
NetKey® Patch Panels	78
NetKey® Faceplates	79
NetKey® Surface Mount Boxes	79
NetKey® Punchdown Tools	79

NetKey® Copper Patch Cords

- NetKey Copper Patch Cords are 100% performance tested
- Available in a variety of colors and lengths for design flexibility



NK6APC7BU

BEST SELLER

Part Number	Cable Type	Performance Level	AWG	Cable Dia. In. (mm)	Flammability Rating	Length Ft.^	Color*
NK6APC^*	Unshielded	Category 6A	26	0.25 (6.35)	CM/LSZH	1, 3, 5, 7,	Black (BL), Blue (BU), Off White (Leave Blank), Green (GR), Red (RD), Yellow (YL)
NK6PC^*Y		Category 6	24	0.23 (5.84)	CM	10, 15	

NetKey® Jack Modules

- NetKey Jack Modules are 100% tested to ensure NEXT and return loss performance and individually serialized for traceability
- Meet ANSI/TIA-568.2-D and ISO 11801 component requirements
- Snap in and out of keystone openings for easy moves, adds and changes
- Universal label includes T568A and T568B wiring schemes

BEST SELLER Best Seller Jack Modules

Part Number	Termination Style	Performance Level	NetKey Companion Copper Cable^	Color*
NK6X88M*	Punchdown	Category 6A	PUP6XHD04BU-UG and PUR6AV04BU-G	Black (BL), White (WH), Blue (BU)
NK688M*		Category 6	PUP6C04BU-W, PUP6C04BU-WZ, PUP6C04BU-WLPZ, PUR6C04BU-U, PUR6C04BU-F	



NK6X88MBU

Other Jack Modules Available

NK6X88M* -Q ●	Punchdown	Category 6A	PUP6XHD04BU-UG and PUR6AV04BU-G	Black (BL), White (WH), Blue (BU), Green (GR), International Gray (IG), Off White (IW), Orange (OR), Red (RD), Yellow (YL)
NK688M* -Q ●		Category 6	PUP6C04BU-W, PUP6C04BU-WZ, PUP6C04BU-WLPZ, PUR6C04BU-U, PUR6C04BU-F	



NK688MBL

-Q indicates 25 pieces per package to reduce single-use plastic
 *View other color options at www.panduit.com
 ^Learn more about NetKey Copper Cable at www.panduit.com

NetKey® Patch Panels

- Modular patch panels accept NetKey Modules, which snap in and out for easy moves, adds and changes
- Angled style facilitates proper bend radius control and minimizes the need for horizontal cable managers
- Select modular patch panels have front access design includes faceplate with easy snap release feature

Part Number	Ports	Style	Identification	Design	No. of Rack Units	Color
-------------	-------	-------	----------------	--------	-------------------	-------

Modular Panels

NKFP24	24	Flat	Label Pocket	Front Access	1	Black
NKPP24FMY		Angled*	Adhesive	Flush Mount		
NKPPA24FMY				Front Access		
NKFP24Y		Flat	N/A	High Density		
NKPPA24	Angled*					
NKPPA48HDY	48	Flat	Label Pocket	Front Access	2	
NKPP48HDY			Adhesive	Flush Mount		
NKFP48Y		Angled*		Front Access		
NKPPA48FMY			Front Access			
NKFP48						



NKPP24FMY



NKFP24Y



NKPPA48FMY



NK6XPPG24Y



NK6PPG48Y

Populated Punchdown Panels

NK6XPPG24Y	24	Flat	Adhesive	Category 6A	1	Black
NK6PPG24Y				Category 6		
NK6XPPG48Y	48			Category 6A	2	
NK6PPG48Y				Category 6		

● = Packaged with reduced Single-Use Plastic

NetKey® Faceplates

- Accept NetKey Modules
- Replacement label and label covers available for select products
- Non-label faceplates include screws with matching color head screws

Part Number	Ports	Style	Identification	Color
NK2FNWH	2	Flat	Adhesive	White
NK2FWHY			Label Pocket	
NK4FNWH	4		Adhesive	
NK4FWHY			Label Pocket	
NK6FWHY	6			



NetKey® Stainless Steel Faceplates

- Accept NetKey Modules
- Replacement label and label covers available for select products
- Impact-resistant 304 stainless steel for light industrial environments

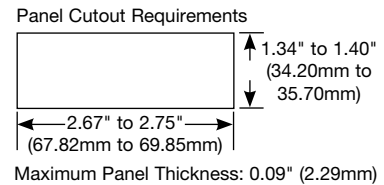

Part Number	Ports	Style	Identification
NKF2S	2	Flat	Label Pocket
NKF4S	4		
NKF6S	6		



NetKey® Furniture Faceplate

- Accept NetKey Modules
- Optional adhesive labels available
- Compatible with standard furniture opening

Part Number	Ports	Style	Identification	Color
NK4MFBL	4	Flat	Adhesive	Black
NK4MFLBL			Label Pocket	



NetKey® Surface Mount Boxes


- Accept all NetKey Modules
- Replacement label and label covers available where applicable
- Mount easily with supplied mounting screws, adhesive tape, or optional magnet
- Cable entry from side knockouts

Part Number	Ports	Style	Identification	Magnet	Raceway Compatibility	Color
NK2BXWH-A	2	Elongated	Adhesive	CBM-X	LD3/LDPH3 LD5/LDPH5	White
NK2BXIW-A			Label Pocket			Off White
NK4BXWH-AY	4		Adhesive			White
NK4BXIW-AY			Label Pocket			Off White
NK6BXWH-AY	6		Adhesive	White		



NetKey® Punchdown Tools

Part Number	Description
NKSPB	Punchdown based used to assist in terminating Category 6 punchdown and A/V punchdown modules
PDT110	Single pair punchdown tool and blade terminates and cuts 110 style IDCs in one operation
PDTH110	Replacement blade for single pair punchdown tool



- Product Showcase
- Copper Systems
- Fiber Systems
- Industrial Networks
- Audio Video Systems
- Keystone Cabling Systems
- Cabinets, Thermal Mgmt, Racks, Enclosures & Cable Mgmt
- Power Management
- Cable Management Accessories
- Cable Routing Systems
- Electrical Solutions for Network Infrastructure
- Part Number Index



PANDUIT® FlexFusion™



Next-generation cabinet with custom configurations to meet your network needs.



Ease of Use

Easy to adjust tool-less E-rails and other features to reduce installation time.



Robust

Solid construction with Best-in-Class load rating for secure installation.



Security

Choice of key lock, 3-digit combo or HID electronic and/or keypad lock.



Enhanced Cable Management

Choice of tool-less fingers, vertical cable manager and front-to-back cable manager.



Integrated Intelligence

Turnkey deployment with pre-configured PDU, access control and environmental monitoring.



Flexibility

Universal design for server or network applications.



Maximum Cooling

80% perforated doors for increasing power density in newer deployments.



Scalability

Configuration platform to create cabinet to meet your specification and requirements.



Like what you see and want more?

For more about FlexFusion Cabinets, visit www.panduit.com/flexfusion

RACKS SYSTEMS AND CABINETS

4-Post Rack Systems.....	82
2-Post Rack Systems.....	83
Rack System Shelves.....	83
Rack System Panels and Brackets	83
FlexFusion™ Cabinets.....	84
FlexFusion™ XGL Cabinets.....	85
FlexFusion™ Accessories.....	86
Net-Contain™ Vertical Exhaust Ducts (VEDs)	86
Net-Access™ Enterprise Cabinets.....	87
Net-Contain™ Universal Containment System	87
Net-Contain™ Universal Single Row and Aisle Containment	90
Net-Contain™ Cabinet Supported Cold Aisle/Hot Aisle Containment	93
PatchRunner™ 2 Vertical Cable Management System	95
PatchRunner™ 2 Enhanced Vertical Cable Management System	95
Cable Management Accessories	96
PatchRunner™ 2 Horizontal Cable Management System	96
NetRunner™ Vertical Cable Management System.....	96
In-Cabinet Vertical Cable Managers	96
Open-Access™ Horizontal Cable Managers.....	97
PatchLink™ Horizontal Cable Managers	97
NetManager™ High-Capacity Horizontal Cable Managers.....	97
PanZone® Enclosures.....	98
PanZone® Cabinets.....	99
PanZone® Racks.....	99
Grounding and Bonding.....	101

4-Post Cable Management Rack System

- Independent adjustable front and rear mounting rails can be adjusted while the rack is secured to the floor
- Printed rack space identification on all equipment rails allows for quick location of rack spaces (shipped numbers up per TIA-606 specifications; can be set to number down by flipping the rails)
- Multiple mounting holes in top flanges for securing overhead pathways
- Weld nut construction eliminates the need for a second wrench increasing speed and ease of assembly
- Vertical cable managers mount directly to the 4-Post Rack at any of the four corners
- Paint piercing washers included to electrically bond rack for simplified grounding

Part Number	Height In. (mm)	Width In. (mm)	Depth In. (mm)	No. of Rack Units	Equipment Rails	Load Capacity Lbs.	Color	
BEST SELLER R4P	84.0 (2134)	23.3 (591)	30.0 (762)	45	#12-24 Threaded	2500	Black	
BEST SELLER R4PCN					Cage Nut			
R4P23CN			23.0 (584)					
R4P36			36.0 (914)					#12-24 Threaded
R4P36CN								Cage Nut
R4P42CN			42.0 (1054)					



R4PCN

Adjustable Depth 4-Post Rack System

- Supports equipment mounting depths from 23 inches to 42 inches in 0.5-inch increments
- Constructed from heavy-duty steel which provides a sturdy and durable platform for equipment
- Compatible with accessories including power distribution, unit brackets, vertical tie-off panels, and shelving
- Includes grounding and bonding features that prevent damage from electrical surges and ensure equipment operates reliably

Part Number	Height In. (mm)	Width In. (mm)	Depth In. (mm)	No. of Rack Units	Equipment Rails	Color*
AR4P	84.13 (2136.9)	20.31 (515.9)	23.0 to 42.0 (584.2 to 1066.8)	45	#12-24 Threaded	Black
AR4P96	96.13 (2441.7)			52		
AR4PCN	84.13 (2136.9)			45	Cage Nut	
AR4PCN96	96.13 (2441.7)			52		



AR4P

*Available in white. Visit www.panduit.com

2-Post Cable Management Rack System

- Printed rack space identification on all equipment rails allows for quick location of rack spaces; numbers up per TIA-606 specifications
- Double-sided #12-24 EIA universal mounting hole spacing
- 24 #12-24 mounting screws included
- When mounting NetRunner Managers to channel rack R2P6S, utilize side mount kit WMPVSMK
- Multiple mounting hole locations in each base angle
- Can be used with all cable management and patch panel products in addition to any industry standard 19-inch components
- Paint piercing washers included to electrically bond rack for simplified grounding; for the complete grounding solution, StructuredGround™ Kits for racks, see www.panduit.com

Part Number	Height In. (mm)	Width In. (mm)	Depth In. (mm)	No. of Rack Units	Equipment Rails	Load Capacity Lbs.	Color
BEST SELLER R2P	84.0 (2134.0)	20.3 (516.0)	3.0 (76.0)	45	#12-24 Threaded	1000	Black
R2P6S			6.0 (152.0)			1500	




R2P

Rack Mount Shelves

- Mounting hardware included
- Vented shelves provide better heat distribution for active equipment

Part Number	Description	Height In. (mm)	Width In. (mm)	Depth In. (mm)	No. of Rack Units	Material	Load Rating Lbs.	Color
SRM19FM1	2-Post Rack mount shelf	1.7 (44.0)	19.0 (483.0)	15.2 (385.0)	1	Steel	30	Black
RSHLF	4-Post Rack mount shelf			30.0 (762.0)			275	



RSHLF

Rack Filler Panels

- Direct airflow in cabinet applications
- Mount to standard EIA 19" racks or cabinets
- Reserve rack unit space for future use

Part Number	Height In. (mm)	Width In. (mm)	No. of Rack Units	Color
DPFP1	1.7 (44.0)	19.0 (483.0)	1	Black (BL), White (WH)
DPFP2	3.5 (88.0)		2	



DPFP1

Blanking Panel

Part Number	Description	No. of Rack units	Color
BR1B	Brush seal blanking panel with front to back cable pass-through	1	Black (BL)

Rack Brackets

Part Number	Description	No. of Rack Units	Color
-------------	-------------	-------------------	-------

Panel Extender Brackets

PEB1	Set of two brackets, allows 19" rack mountable accessories to mount to 23" wide rack	1	Black
PEB2		2	



PEB1

Part Number	Description	Color
-------------	-------------	-------

4-Post PDU Bracket

CVPDUB	PDU bracket kit vertically mounts power distribution units (PDUs) to the back of 4-Post Racks	Black
--------	---	-------

2-Post PDU Bracket

R2PPDUB	Mounts power distribution units (PDUs) to the back of 2-Post Racks	Black
---------	--	-------



CVPDUB

FlexFusion™ Cabinets

FlexFusion Cabinets are ideal for network and server equipment and provide maximum flexibility and the capacity to manage high cable density in data center, enterprise, or colocation deployment. Cabinets are available in a full range of sizes and broad selection of options that can be factory installed for a turn-key solution to meet your application.

- Front single hinged door and split-hinged rear door with 80% open perforation
- Horizontally split side panels
- Adjustable front and rear cage nut equipment rails
- Includes ganging brackets and heavy-duty leveling legs
- Several tool-less cable management options to choose from
- Configurator tool to select a basic cabinet to a turn-key pre-configured cabinet
- Fully integral bonded without use of grounding wires – equipment rails, doors, side panels and top cap
- Static load rating - 3500 lbs. and rolling load rating – 2500 lbs.



Part Number	Height In. (mm)	Width In. (mm)	Depth In. (mm)	Side Panels	Top Cap Type	PDU Mounting Bracket	Cable Management Fingers	Vertical Cable Management Panel	Height RU	Color
XG64212BS0001	78.7 (1999)	24.0 (600)	42.0 (1070)	Both Sides	Brush Seal	Left Side	No	Right Side	42	Black
XG64222BS0001			48.0 (1200)							White
XG64222WS0001									45	Black
XG64522BS0001			White							
XG64522WS0001		48	Black							
XG64822BS0001			White							
XG64822WS0001		52	Both Sides			Yes				
XG65222BS00W0			28.0 (700)			42.0 (1070)	Left Side		No	42
XG74212BS0001		48				White				
XG74222BS0001						45				Black
XG74822BS0001	White									
XG74822WS0001	48	Black								
XG84222BS0001		White								
XG84522BS0001	42	48.0 (1200)		Left Side	No	45		Black		
XG84522WS0001		White								
XG84822BS0001	48	32.0 (800)	Both Sides	Yes	52	Black				
XG84822WS0001						White				
XG85222BS00N8	Black									



Like what you see and want more?

For more about FlexFusion Cabinets, visit www.panduit.com/flexfusion

FlexFusion™ XGL Cabinets

FlexFusion XGL Cabinets are the preferred choice for applications that require maximum flexibility in data center, enterprise, or colocations deployment. Select from 16 models that are equipped with the essential options that provides a simple cost-effective cabinet solution.

- Front single hinged door and split-hinged rear door with 80% open perforation
- Horizontally split side panels
- Adjustable front and rear cage nut equipment rails
- Includes one set of PDU mounting brackets, casters, ganging brackets, and heavy-duty leveling legs
- Fully integral bonded without use of grounding wire- equipment rails, doors, side panels and top cap
- Static load rating – 3500 lbs. and rolling load rating – 2500 lbs.



Cabinet Part Numbers

Part Number	Height In. (mm)	Width In. (mm)	Depth In. (mm)	Cabinet Height RU	Color
XGL64212B	79.6 (2022)	24.0 (600)	1070	42	Black
XGL64222B	79.6 (2022)		48.0 (1200)		
XGL64812B	90.1 (2289)		1070	48	
XGL64822B	90.1 (2289)		48.0 (1200)		
XGL84212B	79.6 (2022)	32.0 (800)	1070	42	
XGL84222B	79.6 (2022)		48.0 (1200)		
XGL84812B	90.1 (2289)		1070	48	
XGL84822B	90.1 (2289)		48.0 (1200)		
XGL64212W	79.6 (2022)	24.0 (600)	1070	42	White
XGL64222W	79.6 (2022)		48.0 (1200)		
XGL64812W	90.1 (2289)		1070	48	
XGL64822W	90.1 (2289)		48.0 (1200)		
XGL84212W	79.6 (2022)	32.0 (800)	1070	42	
XGL84222W	79.6 (2022)		48.0 (1200)		
XGL84812W	90.1 (2289)		1070	48	
XGL84822W	90.1 (2289)		48.0 (1200)		

Cable Management Finger with Mounting Brackets for 800mm wide cabinets

Part Number	Finger Length In. (mm)	Cabinet Height RU	Color
XGL-FML42B	Long – 6.0 (152)	42	Black
XGL-FML48B		48	
XGL-FMS42B	Short – 4.0 (102)	42	
XGL-FMS48B		48	

Product Showcase

Copper Systems

Fiber Systems

Industrial Networks

Audio Video Systems

Keystone Cabling Systems

Cabinets, Thermal Mgmt, Racks, Enclosures & Cable Mgmt

Power Management

Cable Management Accessories

Cable Routing Systems

Electrical Solutions for Network Infrastructure

Part Number Index

FlexFusion™ Accessories

Select from tool-less cable management and easy to install PDU mounting brackets to enhance and complete your FlexFusion Cabinet.

FlexFusion Cable Management Fingers

Part Number	Length In. (mm)	Cabinet Height RU	Color
XG-FML45B	6.0 (152)	42 – 45	Black
XG-FML45W			White
XG-FML48B		48	Black
XG-FML48W			White
XG-FML51B		51 – 52	Black
XG-FML51W			White
XG-FMS45B	4.0 (102)	42 – 45	Black
XG-FMS45W			White
XG-FMS51B		51 – 52	Black
XG-FMS51W			White



FlexFusion PDU Mounting Brackets

Part Number	Description	Color
XG-PBRB	FlexFusion PDU Mounting Bracket	Black
XG-PBRW		White



FlexFusion Vertical Cable Management Panels

Part Number	Cabinet Height RU	Color
XG-VCM42B	42	Black
XG-VCM42W		White
XG-VCM45B	45	Black
XG-VCM45W		White
XG-VCM48B	48	Black
XG-VCM48W		White
XG-VCM52B	52	Black
XG-VCM52W		White



Net-Contain™ Vertical Exhaust Ducts (VEDs)

Part Number	Thermal Exhaust Kit** Compatibility (FlexFusion Cabinets)	Description
C2VED08I1626*1	X	VED Duct, Expandable from 16.0" up to 26.0" (406.4mm up to 660.4mm)
C2VED08I2638*1	X	VED Duct, Expandable from 26.0" up to 38.0" (660.4mm up to 965.2mm)
C2VED08I3866*1	X	VED Duct, Expandable from 38.0" up to 66.0" (965.2mm up to 1676.4mm)

*Replace * with W for White and B for Black

**These ducts are to be ordered separately to create a VED cabinet using the Thermal Exhaust Kits and a FlexFusion Cabinet
Thermal Exhausts Kits are only available to support 800mm wide cabinets, 800mmX45RU and 800mmX48RU

Net-Access™ Enterprise Cabinets

The 12 and 24 RU Net-Access Enterprise Cabinets store switches, patching, and servers used in office and small business areas. They are easy to roll away under a desk or in a closet. The ability of the cabinet is to easily move where needed, enables fast setups and quick changes of network capabilities. Perforated doors encourage airflow to help cool equipment in tight spaces.



- Outset post design
- Welded and assembled steel frame construction
- Easy maintenance powder coat finish
- Adjustable rear equipment rails
- Fixed front equipment rails
- Integral vertical air dams
- Dual cut outs (1.5 inches x 5 inches) in the rear cap of the cabinet for cable entry/cable access
- Single hinge perforated doors on front and rear with locks


- Side panels on both sides with quarter-turn locks
- Static load of 567 kg (1,250 lbs.)
- Rolling load of 227 kg (500 lbs.)
- EIA-310-E compliant
- Cabinet ships fully assembled with one cabinet per pallet
- Hardware kit: M6 screws and cage nuts
- Swivel casters
- Adjustable leveling legs
- Single point grounding locations at bottom of cabinet

Part Number	Nominal Height In. (mm)	Nominal Width In. (mm)	Nominal Depth In. (mm)	Side Panels	Height RU	Color
E6212B1	25.74 (654)	24.0 (600)	42.1 (1070)	2	12	Black
E6412B2	46.73 (1187)				24	

Net-Contain™ Universal Containment System

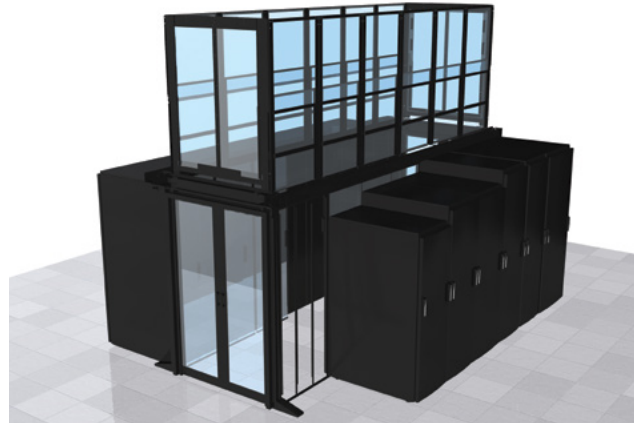
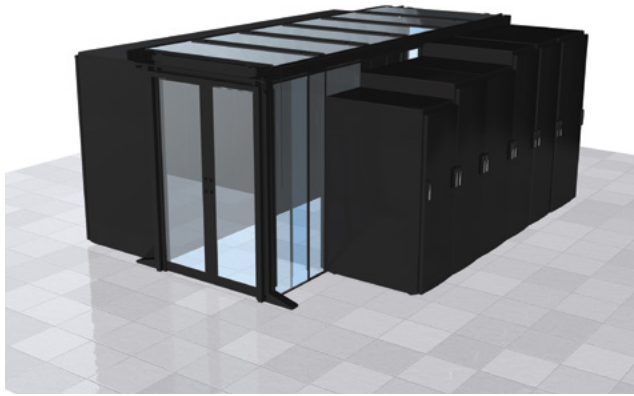
The Universal Containment System allows users to reclaim underutilized cooling capacity, reduce energy expense and reduce OpEx by retrofitting the existing data center with an innovative containment system. The system includes independent support structure, sliding doors, vertical blanking panels, and roof structure.

This offering can be configured in Vertical Wall (Hot Aisle Containment) and Roof Containment (Cold Aisle Containment) and allows the addition of cabinets (Panduit or non-Panduit) of varying sizes and design as needs dictate, reducing deployment time and capital investment.



- Product Showcase
- Copper Systems
- Fiber Systems
- Industrial Networks
- Audio Video Systems
- Keystone Cabling Systems
- Cabinets, Thermal Mgmt, Racks, Enclosures & Cable Mgmt
- Power Management
- Cable Management Accessories
- Cable Routing Systems
- Electrical Solutions for Network Infrastructure
- Part Number Index

Net-Contain™ Universal Containment System *(continued)*



Roof Containment

Typically used for Passive Cold Aisle Containment; deployed either on raised floor or within-row cooling.

Vertical Wall Containment

Typically used for Passive Hot Aisle Containment or Ceiling Discharge Cold Aisle Containment.

End of Row Frames

End of row frames form the Universal Aisle Containment structure at each end of a containment pod

Part Number	Aisle Width Ft. (mm)	Frame Height RU	Color**
CUEFRT8W04**	4.0 (1200)	42 or 45	Black (BL), White (WH)
CUEFRT8W06**			
CUEFRT9W04**	6.0 (1800)	48 or 52	
CUEFRT9W06**			



Wall Beams

Part Number	Roof Containment	Vertical Wall Containment	Length In. (mm)	Description	UAC/USRC	Color**
CUWBPS06ST02**	X	X	24.0 (600)	2-piece	UAC/ USRC	Black (BL), White (WH)
CUWBPS07ST02**			28.0 (700)			
CUWBPS08ST02**			32.0 (800)			
CUWBPS24ST02**			95.0 (2400)			



CUWBPS08ST02B1

Mid-Span Cabinet Support

Part Number	Roof Containment	Vertical Wall Containment	Height In. (mm)	UAC/USRC
CUCMSS03ST01NC	X	X	12.0 (300)	UAC/USRC
CUCMSS06ST01NC			24.0 (600)	



CUCMSS03ST01NC

Full Height Mid-Span Post

Part Number	Description	Color**
CUSMPR52ST01**	Mid-span post that provides structural support to the UAC frame; required for every 2400 mm on partially populated row	Black (BL), White (WH)



Rigid Roof Sections

Part Number	Dimensions		Color**
	Panel Length x Aisle Width In. (mm)		
CURFS06F04HB**	24.0 x 48.0 (600 x 1200)		Black (BL), White (WH)
CURFS06F06HB**	24.0 x 71.0 (600 x 1800)		
CURFS07F04HB**	28.0 x 48.0 (700 x 1200)		
CURFS07F06HB**	28.0 x 71.0 (700 x 1800)		
CURFS08F04HB**	32.0 x 48.0 (800 x 1200)		
CURFS08F06HB**	32.0 x 71.0 (800 x 1800)		



Net-Contain™ Universal Containment System *(continued)*

Drop Away Panels

Part Number	Roof Containment	Vertical Wall Containment	Row Width In. (mm)	Cabinet Width In. (mm)	UAC/USRC	Color**
CUCGF04DP**	X	—	48.0 (1200)	X	UAC	Black (BL), White (WH)
CUCGF06DP**			71.0 (1800)			



CUCGF06DPB1

Product Showcase

Copper Systems

Fiber Systems

Industrial Networks

Audio Video Systems

Keystone Cabling Systems

Cabinets, Thermal Mgmt, Racks, Enclosures & Cable Mgmt

Power Management

Cable Management Accessories

Cable Routing Systems

Electrical Solutions for Network Infrastructure

Part Number Index

End of Row Kits for Drop Away Panels

Part Number	Roof Containment	Vertical Wall Containment	Aisle Width In. (mm)	Cabinet Width In. (mm)	UAC/USRC	Color**
CUEORF04DP**	X	X	48.0 (1200)	X	UAC	Black (BL), White (WH)
CUEORF06DP**			71.0 (1800)			



CUEORF04DPB1

Top of Cabinet Blanking Panel

Part Number	Description
CUTBPR0610HBN1	Top of cabinet blanking panel used to fill gaps above cabinets; needed when cabinet height is less than UAC frame size



CUTBPR0610HBN1

Full Height Blanking Panels

Full blanking panel used to fill gap in containment where cabinets have not been deployed.

Part Number	Panel Height	Color**
CUFBPR4206HB**	42 RU	Black (BL), White (WH)
CUFBPR4506HB**	45 RU	
CUFBPR4806HB**	48 RU	
CUFBPR5206HB**	52 RU	



Vertical Wall (Mounted onto UAC Frame)

Adjustable vertical wall mounted onto UAC frame to seal gap up to ceiling plenum in aisle containment.

Part Number	Height Range In. (mm)	Width In. (mm)	Color**
C2HAC0611626**	16.0-26.0 (406-660)	24.0 (600)	Black (BL), White (WH)
C2HAC0612638**	26.0-38.0 (660-965)		
C2HAC0613866**	38.0-66.0 (965-1676)		
C2HAC0711626**	16.0-26.0 (406-660)	28.0 (700)	
C2HAC0712638**	26.0-38.0 (660-965)		
C2HAC0713866**	38.0-66.0 (965-1676)		
C2HAC0811626**	16.0-26.0 (406-660)	32.0 (800)	
C2HAC0812638**	26.0-38.0 (660-965)		
C2HAC0813866**	38.0-66.0 (965-1676)		



Net-Contain™ Universal Containment System *(continued)*

Vertical Wall Brace (Mounted onto UAC Frame)

Part Number	Description	Color**
CUVWB12S12ST**	Vertical wall brace is mounted across the aisle between wall beams to provide extra stability in aisle containment	Black (BL), White (WH)



Vertical Wall Adapter

Vertical wall adapter used to mount Vertical Walls to UAC frame in aisle containment

Part Number	Aisle Width In. (mm)	Color**
CUVWA06S06ST**	24.0 or 48.0 (600 or 1200)	Black (BL), White (WH)
CUVWA07S07ST**	28.0 or 48.0 (700 or 1200)	
CUVWA08S08ST**	32.0 or 48.0 (800 or 1200)	



Dual Sliding Doors

Dual sliding doors provide thermal seal at the end of the row and attach to the end of row frames

Part Number	Roof Containment	Vertical Wall Containment	Aisle Width In. (mm)	Description	Compatible with CAC/HAC
CUD1SD**	X	X	48.0 or 71.0 (1200 or 1800)	Double Sliding Door	CAC/HAC
CUD2SD**				Double Sliding Door, Packaged as a Pair	



Vertical Wall (Mounted Above End of Row Frame)

Part Number	Height Range In. (mm)	Aisle Width In. (mm)	Color**
C2HACERI1626**	16.0-26.0 (406-660)	48.0 (1200)	Black (BL), White (WH)
C2HACERI2638**	26.0-38.0 (660-965)		
C2HACERI3866**	38.0-66.0 (965-1676)		



Net-Contain™ Universal Single Row and Aisle Containment System

Wall Beam to Wall Seal

Part Number	Length	Color**
CUSRWSK06**	Used with 24.0" (600mm) Wall Beams	Black (BL), White (WH)
CUSRWSK07**	Used with 28.0" (700mm) Wall Beams	
CUSRWSK08**	Used with 32.0" (800mm) Wall Beams	
CUSRWSK24**	Used with 95.0" (2400mm) Wall Beams	



Net-Contain™ Universal Single Row and Aisle Containment System

(continued)

End of Row Frames

Part Number	Roof Containment	Vertical Wall Containment	Aisle Width In. (mm)	Cabinet Height RU	UAC/USRC	Color**
CUSREFRT8**^	X	X	35.0 (900)	42 or 45	USRC	Black (BL), White (WH)
CUSREFRT9**^				48 or 52		



CUSREFRT8W1

^Used with CUEFRCKITB1 conversion kit for applications with 2 rows of cabinets.

USRC to UAC Conversion Kit

Attaches to end of row frames

Part Number	Roof Containment	Vertical Wall Containment	Aisle Width In. (mm)	RU	UAC/USRC	Color**
CUEFRCKIT**	X	X	35.0 (900)	—	UAC	Black (BL), White (WH)



CUEFRCKITB1

Rigid Roof Sections

Part Number	Roof Containment	Vertical Wall Containment	Aisle Width In. (mm)	Cabinet Width mm	UAC/USRC	Color**
CUSRRFS06**	X	X	35.0 (900)	24.0 (600)	UAC/USRC	Black (BL), White (WH)
CUSRRFS07**				28.0 (700)		
CUSRRFS08**				32.0 (800)		



CUSRRF0S06B1

Drop Away Panels

Part Number	Roof Containment	Vertical Wall Containment	Row Width In. (mm)	Cabinet Width In. (mm)	UAC/USRC	Color**
CUCGF03DP**	X	X	35.0 (900)	—	UAC/USRC	Black (BL), White (WH)



CUCGF03DPB1

End of Row Kits for Drop Away Panels

Part Number	Roof Containment	Vertical Wall Containment	Aisle Width In. (mm)	Cabinet Width In. (mm)	UAC/USRC	Color**
CUEORF03DP**	X	X	35.0 (900)	—	UAC/USRC	Black (BL), White (WH)



CUEORF03DPB1

- Product Showcase
- Copper Systems
- Fiber Systems
- Industrial Networks
- Audio Video Systems
- Keystone Cabling Systems
- Cabinets, Thermal Mgmt, Racks, Enclosures & Cable Mgmt
- Power Management
- Cable Management Accessories
- Cable Routing Systems
- Electrical Solutions for Network Infrastructure
- Part Number Index

Net-Contain™ Universal Single Row and Aisle Containment System

(continued)

USRC Vertical Wall Adapters

Part Number	Roof Containment	Vertical Wall Containment	Aisle Width In. (mm)	Vertical Wall Width	UAC/USRC	Color**
CUSRVWA06**	X	X	35.0 (900)	24.0 (600)	UAC/USRC	Black (BL), White (WH)
CUSRVWA07**				28.0 (700)		
CUSRVWA08**				32.0 (800)		



CUSRVWA06B1

Vertical Wall Brace

Part Number	Roof Containment	Vertical Wall Containment	Aisle Width In. (mm)	Cabinet Width In. (mm)	UAC/USRC	Color**
CUSRVWB**	X	X	35.0 (900)	—	UAC/USRC	Black (BL), White (WH)



CUSRVWB**

End of Row Vertical Wall

Part Number	Roof Containment	Vertical Wall Containment	Adjustability In. (mm)	Aisle Width In. (mm)	UAC/USRC	Color**
CUSRVWER1626**	X	X	16.0 – 26.0 (406 – 660)	35.0 (900)	UAC/USRC	Black (BL), White (WH)
CUSRVWER2638**			26.0 – 38.0 (660 – 965)			
CUSRVWER3866**			38.0 – 66.0 (965 – 1676)			



CUSRVWER1626B1

Sliding Doors

Used with Universal Single Row Containment and Universal Aisle Containment with 95.0 inches (900 mm) aisle widths

Part Number	Roof Containment	Vertical Wall Containment	Aisle Width In. (mm)	Description	UAC/USRC	Color**
CUSR1SDLH**	X	X	35.0 (900)	Single Sliding, Left Hand Opening	USRC	Black (BL), White (WH)
CUSR1SDRH**				Single Sliding, Right Hand Opening		



CUSR1SDLHB1

End Of Row Caps

Part Number	Roof Containment	Vertical Wall Containment	Aisle Width In. (mm)	UAC/USRC	Color**
CUSREORCP**	X	X	35.0 (900)	UAC/USRC	Black (BL), White (WH)
CUEOR12CP**			48.0 (1200)	UAC	
CUEOR18CP**			71.0 (1800)		



CUEOR12CPB1

Net-Contain™ Cabinet Supported Cold Aisle/Hot Aisle Containment

Direct Cold Air To Where It Is Needed

Net-Direct™ Inlet Ducts enable optimized containment by effectively directing airflow to improve network reliability

- Inlet duct solutions deliver cooling air directly from the cold aisle into the intake fans of switches
- Inlet ducts are completely passive, requiring no energy to operate and eliminating a point of failure
- Ensures front to back cooling airflow which enables an effective deployment of network switches with a Net-Contain Cold Aisle Containment deployment
- Inlet ducts enable reduced fan power energy consumption by allowing lower fan speeds, improving the reliability of the switch


Available for: Cisco^ Nexus, Catalyst and MDS Switches

Patented In-Cabinet Ducting optimizes cooling system efficiency by establishing front-to-back airflow patterns through the cabinet.



Air Inlet Ducting

Part Number	Description
CDE2	Air inlet duct, 1 RU that resides in-line and below switch provides cold aisle airflow to Cisco Nexus^ N2K-C2148T-1GE, N2K-C2248TP-1GE, and N2K-C2232PP-10GE fabric extenders and Cisco^ WS-C4948E-F, WS-C4948E-F-S, and WS-C4948E-F-E. Optimized for use in server cabinet applications
DIRBB2007S21W	Air inlet duct designed for Cisco^ Nexus^ 7004 switch. Consists of one 2 RU inlet duct and a side duct
CID1RU22-23DB1	Air inlet 1 RU duct for Cisco^ Nexus^ 9372 switch, compatible with 21.5" - 23.5" (546.1mm - 596.9mm) switch depth
DIFBA2002S00S	Air inlet duct for Cisco^ Nexus^ 9396 switch
CID2RU16-20DB1	Cabinet Inlet Duct, compatible with 16.0" - 20.0" (406.4mm - 508.0mm) switch depth, black



Product Showcase

Copper Systems

Fiber Systems

Industrial Networks

Audio Video Systems

Keystone Cabling Systems

Cabinets, Thermal Mgmt, Racks, Enclosures & Cable Mgmt

Power Management

Cable Management Accessories

Cable Routing Systems

Electrical Solutions for Network Infrastructure

Part Number Index

Thermal Sealing Accessories

Part Number	Description	Color
-------------	-------------	-------

Blanking Shades

BEST SELLER FLBSIM-51	Full-length blanking shade blanks out 1-52 consecutive rack units on standard 19" (482.6mm) wide vertical mounting rails	Black
--	--	-------



FLBSIM-51

Tool-Less Blanking Panels

TLBP1R-V10	1 RU tool-less blanking panel, round hole 19" (483mm) width for tapped rails	White
BEST SELLER TLBP1S-V	1 RU tool-less blanking panel, square hole 19" (483mm) width for 3/8" cage nut holes (may be used with or without cage nuts installed)	Black
TLBP1S-V10		White
TLBP2S-V	2 RU tool-less blanking panel, square hole 19" (483mm) width for 3/8" cage nut holes (may be used with or without cage nuts installed)	Black
TLBP2S-V10		White
TLBP2R-V10	2 RU tool-less blanking panel, round hole 19" (483mm) width for tapped rails	White



TLBP1R-V



TLBP1S-V



TLBP2R-V

CoolBoot® Raised Floor Air Sealing Grommets - Integral Mount

RFG6X8Y	Overall size of 6" x 8" (152.4mm x 203.2mm) Dia. allows for 4.2" x 6.2" (106.7mm x 157.5mm) Dia. capacity	Navy Blue
RFG8X8Y	Overall size of 8" x 8" (203.2mm x 203.2mm) Dia. allows for 6.2" x 6.2" (157.5mm x 157.5mm) Dia. capacity	



RFG*X*Y

RFG*X*SMY

CoolBoot® Raised Floor Air Sealing Grommets - Surface Mount

RFG3DSMY	Overall size of 4.8" (121.9mm) Dia. allows for 2.7" (68.6mm) Dia. capacity	Navy Blue
RFG6X8SMY	Overall size of 6" x 8" (152.4mm x 203.2mm) Dia. allows for 4.2" x 6.2" (106.7mm x 157.5mm) Dia. capacity.	
RFG8X8SMY	Overall size of 8" x 8" (203.2mm x 203.2mm) Dia. allows for 6.2" x 6.2" (157.5mm x 157.5mm) Dia. capacity	

Also designed for retrofit application

Part Number	Description
-------------	-------------

CoolBoot® Cabinet Top Air Sealing Fittings

CTGN1X5	Used to seal off 1.0" x 5.0" (25.4mm x 127.0mm) cabinet top openings when cables are routed through the top of a cabinet. Airtight fabric and Ultra-Cinch Tie close top of fabric, minimizing hot air bypass around cables to improve cooling of network equipment and reduce energy costs. For use with 600mm wide Net-Access Cabinets
CTGN3X5	Used to seal off 3.0" x 5.0" (76.2mm x 127.0mm) cabinet top openings when cables are routed through the top of a cabinet. Airtight fabric and Ultra-Cinch Tie close top of fabric, minimizing hot air bypass around cables to improve cooling of network equipment and reduce energy costs. For use with 600mm, 700mm and 800mm wide FlexFusion) and 700mm and 800mm Net-Access™ Cabinets
CTGN6X6	Used to seal off 6.5" x 6.5" (165.1mm x 165.1mm) cabinet top openings when cables are routed through the top of a cabinet. Airtight fabric and Ultra-Cinch Tie close top of fabric, minimizing hot air bypass around cables to improve cooling of network equipment and reduce energy costs. For use with 600mm, 700mm, 800mm, and 1000mm wide Net-Access Cabinets



CTGN1X5



CTGN3X5



CTGN6X6

Cabinet Top Cover and Cable Protection Bezels

CTCN1X5	Used to seal off 1.5" x 5.0" (38.1mm x 127.0mm) cabinet top openings. Can also be used to add the CTGN1X5 to openings where the snap-on cover has been removed. For use with Net-Access Cabinets
CTCN3X5	Used to seal off 3.5" x 5.0" (88.9mm x 127.0mm) cabinet top openings. Can also be used to add the CTGN3X5 to openings where the snap-on cover has been removed. For use with FlexFusion and Net-Access Cabinets
CTCN6X6	Used to seal off 6" x 6" (152.4mm x 152.4mm) cabinet top openings. Can also be used to add the CTGN6X6 to openings where the snap-on cover has been removed. For use with Net-Access Cabinets
CTNBZL6X6	Used to provide a protective edge for cables routed through the 6.5" x 6.5" (165.1mm x 165.1mm) cabinet top openings after knockouts are removed. Can also be used to add the CTGN6X6 to openings where knockouts has been removed. For use with Net-Access Cabinets



CTCN1X5

CTCN3X5



CTCN6X6



CTNBZL6X6

PatchRunner™ 2 Vertical Cable Management System

- A push-to-close door design allows for easy operation
- The doors ship with managers which simplifies the ordering process with less packaging waste
- There are no brackets to install, providing faster installation while reducing labor costs
- Managers and doors are available in black and white
- Individual fingers align with rack spaces to simplify cable routing changes
- The integral bend radius control ensures network performance and system reliability
- An optional snap-on vertical retainer can be placed on the fingers to help retain cables in channel for improved cable management and appearance
- An optional slack management spool helps organize and manage patch cord slack allowing for standardization of patch cord lengths

Part Number	Height In. (mm)	Width In. (mm)	Depth In. (mm)	No. of Rack Units	Single or Dual Sided	No. of Doors Included	Color
BEST SELLER PR2VD06	84.0 (2130)	6.0 (152)	20.6 (523)	45	Dual	2	Black
BEST SELLER PR2VD08		8.0 (203)					
BEST SELLER PR2VD10		10.0 (254)					
BEST SELLER PR2VD12		12.0 (305)					
PR2VFD06		6.0 (152)	12.0 (304.8)		Single	1	
PR2VFD08		8.0 (203)					
PR2VSD06		6.0 (152)	20.6 (523)		Dual		
PR2VSD08		8.0 (203)					



PR2VD08

PatchRunner™ 2 Enhanced Vertical Cable Management System

- Open backbone design that accepts 19" EIA accessories mounted vertically in a 0 RU format
- The 26.8-inch depth provides 45% more capacity than equivalent PR2V manager

Part Number	Height In. (mm)	Width In. (mm)	Depth In. (mm)	No. of Rack Units	Single or Dual Sided	No. of Doors Included	Color
BEST SELLER PE2VD06	84.0 (2130)	6.0 (152)	26.8 (681)	45	Dual	2	Black
BEST SELLER PE2VD08		8.0 (203)					
PE2VD10		10 (254)					
BEST SELLER PE2VD12		12.0 (305)					
PE2VFD06		6.0 (152)	16.3 (415)		Single	1	
BEST SELLER PE2VSD10		10.0 (254)	26.8 (681)		Dual	2	



PE2VD12

Product Showcase

Copper Systems

Fiber Systems

Industrial Networks

Audio Video Systems

Keystone Cabling Systems

Cabinets, Thermal Mgmt, Racks, Enclosures & Cable Mgmt

Power Management

Cable Management Accessories

Cable Routing Systems

Electrical Solutions for Network Infrastructure

Part Number Index

Cable Management Accessories

Part Number	Description	Color
PR2VEP	End Panel for use with dual-sided 45 RU PatchRunner 2 Vertical Cable Managers	Black
PRSP7	Slack Spool for PR2V/PE2V Managers, 7" (177.8mm) Depth	



PRSP7

PatchRunner™ 2 Horizontal Cable Management System

- Features a high-density design which maximizes the use of valuable rack space in a data center
- Built in cable retainers that help keep cables securely in place. Can prevent accidental disconnections and reduce the risk of damage to cables
- Flexible fingers that maintain the proper bend radius for cables which can prevent damage to cables and ensure proper signal quality is maintained
- Can be mounted to 2-Post and 4-Post Racks ensuring the system is compatible with the rack infrastructure already in place

Part Number	Height In. (mm)	Width In. (mm)	Depth In. (mm)	No. of Rack Units	Single or Dual Sided	No. of Doors Included	Color
PR2HF2	3.5 (88)	19.0 (484)	7.9 (202)	2	Single	1	Black
PR2HF3	5.2 (133)			3			
PR2HF4	7.0 (177)			4			



PR2HF2

NetRunner™ Vertical Cable Management System

- Integral cable retainers on the end of each finger provide easy access to route cables between fingers
- Bend radius fingers align with rack spaces to support cables as they transition to the vertical pathway
- Dual hinged covers can be opened 110° to the left or right to provide complete access to the cables inside the vertical pathway
- Vertical managers include hinged covers, mounting brackets, and #12-24 screws

NetRunner Vertical Cable Manager

Part Number	Height In. (mm)	Width In. (mm)	Depth In. (mm)	No. of Rack Units	Single or Dual Sided	Color
BEST SELLER WMPV45E	83.0 (2108)	4.9 (125)	12.0 (306)	45	Dual	Black
BEST SELLER WMPVF45E			6.5 (165)		Single	
BEST SELLER WMPVHC45E		6.7 (170)	14.1 (357)		Dual	
WMPV22E	41.5 (1054)	4.9 (125)	12.0 (306)	22	Dual	
WMPVHCF45E	83.0 (2108)	6.7 (170)	7.6 (192)	45	Single	



WMPV45E

In-Cabinet Vertical Cable Managers

- For managing cable within cabinets 27 inches or wider
- Attach to equipment mounting rails
- Two mounting bracket options to facilitate mounting to various cabinet configurations
- Snap-on covers included

Part Number	Height In. (mm)	Width In. (mm)	Depth In. (mm)	No. of Rack Units	Orientation	Single or Dual Sided	Color
CWMPV3340	70.0 (1778)	4.7 (119)	3.3 (83)	40	Front Mount	Single	Black
CWMPV3440	71.9 (1825)	3.5 (88)	4.3 (109)		Side Mount		



CWMPV3440

Open-Access™ Horizontal Cable Managers

- D-ring managers provide an open and efficient way to manage cable
- D-ring design provides flexibility for easy moves, adds, and changes
- Pass-through holes allow front to rear cabling
- Mount to 19" EIA racks and cabinets
- Hardware included
- Ideal when positioning managers above and below a 1 RU patch panel or switch for better port access

Part Number	Height In. (mm)	Width In. (mm)	Depth In. (mm)	No. of Rack Units	Single or Dual Sided	Color
CMPHF1	1.7 (44)	19.0 (483)	8.6 (218)	1	Single	Black
CMPHF2	3.5 (88)			2		



CMPHF1

PatchLink™ Horizontal Cable Managers

- Lightweight plastic construction provides durability and easy installation
- Dual hinged cover allows cable access without removing cover
- Rounded edges on fingers protect cables from snags and damage to cable
- Flexible fingers allow easy installation and removal of cables
- Pass-through holes allow front to rear cabling
- Covers and #12-24 mounting screws included
- Recommended for use with NetRunner WMPVHC45E and WMPVHCF45E Vertical Managers found, [see page 96](#)

Part Number	Height In. (mm)	Width In. (mm)	Depth In. (mm)	No. of Rack Units	Single or Dual Sided	Color	
BEST SELLER WMP1E	3.5 (89)	19.0 (483)	8.9 (226)	2	Dual	Black	
BEST SELLER WMPF1E			3.7 (94)		Single		
BEST SELLER WMPH2E			8.9 (226)		Dual		
BEST SELLER WMPFSE	1.7 (44)	19.0 (483)	2.7 (69)	1	Single		
BEST SELLER WMPSE			8.9 (226)		Dual		
WMPHF2E	3.5 (89)	19.0 (483)	3.7 (94)	2	Single		
WMPHFSE	1.7 (44)		2.7 (69)		1		Dual
WMPFSE			7.9 (200)				Dual



WMPF1E

NetManager™ High Capacity Horizontal Cable Managers

- Innovative inset fingers slope inward toward back of managers offering unobstructed access to network cabling for easier moves, adds, and changes
- Rear cable management finger spacing utilizes open D-rings for greater accessibility
- Can be used to create large capacity horizontal pathways for routing cable
- Front and rear dual hinged cover allow cable access without removing cover
- Pass-through holes allow for front to rear cabling
- Built-in cable retainers hold cable in place for easy moves, adds, and changes
- Covers and #12-24 mounting screws included
- Recommended for use with NetRunner WMPVHC45E Vertical Manager or PatchRunner 2 Vertical Managers, [see page 96](#)

Part Number	Height In. (mm)	Width In. (mm)	Depth In. (mm)	No. of Rack Units	Single or Dual Sided	Color
NMF1	1.7 (44)	19.0 (482)	6.2 (157)	1	Single	Black
NMF2	3.5 (88)			2		
NM1	1.7 (44)		13.1 (332)	1	Dual	
NM2	3.5 (88)			2		
NMF1WH	1.7 (44)		6.2 (157)	1	Single	White
NMF2WH	3.5 (88)			2		



NMF1



NMF2WH

PanZone® TrueEdge™ Wall Mount Enclosures

- The low-profile enclosure provides an efficient way to deploy switch and server systems in an open architecture environment
- Capable of being used as a telecommunications room, extension of the telecommunications room, micro data center, or edge deploy
- Capable of mounting up to 36 inches of active equipment depth and has the capability of vertical patching
- Engineered to properly ventilate for use with various networking equipment such as, but not limited to, Power over Ethernet (PoE) Switches and Uninterrupted Power Supplies (UPS)
- Removable, perforated top and bottom is optimal for air flow, heat dissipation, and equipment access
- Adjustable equipment brackets for accommodation of server and/or switch applications
- Removable and secure top cover and bottom plate allow for easy installation and provides secure access to installed equipment
- Load rating to accommodate a static load of up to 400 lbs.
- Easily installed by one person
- Compatible with SmartZone Handles and Systems
- Accessories to mount patch panels and horizontal PDUs

Part Number	Width In. (mm)	Depth In. (mm)	Height In. (mm)	No. of Rack Units	No. of Ports	Material	Color
WME3BL	28.6 (12.97)	9.5 (4.31)	42.0 (19.05)	3	200	Steel	Black
WME6BL		14.8 (6.71)		6	300		
WME9BL		20.0 (9.07)		9	400		

Accessories

Part Number	Description
WME0UB	0 RU bracket for Vertical Wall Mount Enclosure
WME31RU	1 RU Bracket for WME3BL
WME61RU	1 RU Bracket for WME6BL
WME91RU	1 RU Bracket for WME9BL
WME3ERAIL	Equipment Rails for WME3BL
WME6ERAIL	Equipment Rails for WME6BL
WME9ERAIL	Equipment Rails for WME9BL
WMEBR	WME Brushed Entry Kit



WME6BL

PanZone® Basic In-Ceiling Enclosures

- Hinged door with integrated 110 V exhaust fan and gas assist air cylinders for restraining the load on the ceiling door when opening
- Ceiling tile brackets and cutout template for inserting ceiling tile on the enclosure door
- Thermal management design optimizes air flow for improved heat dissipation, ideal for high heat load network equipment
- Two-tier mounting bracket accommodates two rack spaces of active equipment up to 17.5 inches deep and three additional rack spaces up to 13.5 inches deep for improved network design flexibility
- 50 lb. door weight capacity
- Includes door plate, equipment mounting bracket, and integrated horizontal cable slack manager
- AC power ready – receptacle not included
- Includes low decibel 60 CFM fan
- Keys for locking latch to secure the ceiling door
- UL 2043 Plenum rated and UL 1863 rated

Part Number	Width In. (mm)	Depth In. (mm)	Height In. (mm)	No. of Rack Units	Load Capacity Lbs.	Material	Color
PZICEA	23.5 (597)	27.2 (692)	13.4 (341)	5	50	Steel	White



PZICEA

PanZone® Wall Mount Cabinets

- Holds 12, 18, or 26 RU of active and passive network equipment plus two additional rack units for power strips and small electronic devices (modems, routers, power strips, etc.)
- Thermal management design (vents, perforated doors, and optional fan) optimizes air flow for improved heat dissipation
- Installed as hinged right or hinged left
- Conduit and wireless access point antenna knockouts provided
- Rear hinging access manages the back of the cabinet
- Accessories include horizontal slack manager, bend radius posts, rear equipment rail kit, and exhaust fan
- Working load rating of 250 lbs. (12 RU), 300 lbs. (18RU) or 350 lbs. (26RU)
- Adjustable rails mount at 1-inch increments to accommodate various depths of network equipment including PoE switches
- Individual rack spaces are identified for ease of equipment mounting
- Keys to secure front and rear doors and side panels

Part Number	Width In. (mm)	Depth In. (mm)	Height In. (mm)	No. of Rack Units	Material	Door Type	Color
PZWMC12P	25.0 (635)	25.0 (635)	23.8 (605)	12	Steel	Perforated	Black
PZWMC12W			34.0 (864)	18		Window	
PZWMC18W			48.2 (1224)	26			
PZWMC26W		30.0 (762)	23.8 (605)	12		Window	
PZWMC1230W			34.0 (864)	18			
PZWMC1830W			48.2 (1224)	26			
PZWMC2630W							

Accessories

PZWMC12RR	PanZone Wall Mount Cabinet 12 RU Rear Rails Kit
-----------	---



PZWMC12W



PZWMC1230W

Adjustable Wall Mount Rack

- Wall mountable designed to support network equipment found in data center, telecommunication room, and lab environments
- Supports equipment mounting depths from 18 inches, 21.5 inches, and 25 inches to provide greater flexibility with a single part number
- Front weldments with adjustable front-to-back braces provide the required strength and flexibility needed to work with various types of active equipment
- Open design allows for maximum airflow in and around the rack
- Horizontal slots on the adjustable wall attachment brackets are compatible with Tak-Ty and allow for easy front to back cable management
- ETL approved, meets UL2416 with a tested load capacity of 150 lbs. for the 9 and 12 RU, 200 lbs. for the 18 RU

PanZone Adjustable Wall Mount Rack

Part Number	RU	Height In. (mm)	Width In. (mm)	Depth In. (mm)	Color
AWMR9	9	16.8 (427.5)	20.3 (515.9)	18 (457.2), 21.5 (546.1), 25 (635)	Black
AWMR12	12	22.4 (569.7)			
AWMR18	18	33.7 (854.7)			



AWMR9



PanZone® Overhead Distribution Racks

- Ideal solution for adding more rack spaces above racks or cabinets in data centers or telecommunication rooms
- Universal mounting bracket can be mounted to most industry ladder racks, wire basket, or suspended by a threaded rod from ceiling
- Cable management accessories available



Part Number	Height In. (mm)	Width In. (mm)	Depth In. (mm)	No. of Rack Units	Equipment Rails	Load Capacity Lbs.	Material	Color
PZLRB2U	8.8 (222.3)	20.3 (514.6)	3.2 (82.8)	2	Threaded #12-24	40	Steel	Black
PZLRB4U	12.4 (311.2)			4		60		
PZLRB6U	16.0 (405.1)			6		80		
PZLRB8U	19.4 (494.0)			8		100		

PanZone® Consolidation Point Box Enclosures

- Provides a point of connection and configuration within the permanent link to allow interconnection and cross connection to a network service or device
- The use of these enclosures in a zone cable application provides accessibility and flexibility to reconfigure cable runs
- Meets frequently changing organizational requirements and reducing network downtime when reconfigurations happen
- 6 and 12-port boxes include base, cover, modular panels, Snap-In Mini-Com Faceplate, and external mounting brackets
- 24 and 48-port include base, cover, and external mounting brackets and provide versatility in configurations by accepting interchangeable modular patch panels for use with Mini-Com Products, NetKey Products, QuickNet Products, or fiber products
- Removable cover protects connection points
- Large openings for cable entry/exit allow for optimum cable capacity and maintains cable bend radius
- Foam around cable entry and exit points, protects from excess dust and debris

Part Number	Width In. (mm)	Depth In. (mm)	Height In. (mm)	No. of Rack Units	No. of Ports	Material	Color
CPB6BL	7.00 (177.8)	6.99 (177.5)	2.48 (63)	1	6	Steel	Black
CPB12BL	11.30 (287)	7.15 (181.6)			12		
BEST SELLER CPB24BL	20.15 (511.8)	12.15 (308.6)	1.93 (49.1)		24		
BEST SELLER CPB48BL			3.74 (95)	2	48		



CPB24BL



Grounding Busbar

Part Number	Description
Grounding Busbar Kits for Threaded Rail Fasteners	
BEST SELLER	
RGRB19U	Grounding busbar; 19" (483mm) length; tin-plated; 20 holes arranged for flexibility in mounting with 20 #12-24 x 1/2" hex head screws installed; mounting hole sets have 5/8" (15.9mm) spacing; provided with two each #12-24 x 1/2", M6 x 12mm thread-forming screws, and two #12 flat washers for mounting



- Product Showcase
- Copper Systems
- Fiber Systems
- Industrial Networks
- Audio Video Systems
- Keystone Cabling Systems
- Cabinets, Thermal Mgmt, Racks, Enclosures & Cable Mgmt
- Power Management
- Cable Management Accessories
- Cable Routing Systems
- Electrical Solutions for Network Infrastructure
- Part Number Index



Grounding Strip

- Bonds up to 45 RU per Rack with Threaded Rail Fasteners with an EIA Universal Mounting Hole Pattern
- Engineered to comply with US and international grounding requirements

Part Number	Description
BEST SELLER	
RGS134-1Y	Grounding strip; 78.65" (2m) length; 0.67" (17mm) width; 0.05" (1.27mm) thickness; provided with 0.16 oz (5cc) of antioxidant, one grounding sticker and three each #12-24 x 1/2" and M6 x 12mm thread-forming screws



Green Bonding Cage Nut Kit PATENTED

- Creates an electrical bond between the mounting rails and equipment that conforms to EIA-310 specifications for racks and cabinets
- Made from high carbon steel and installed with a Phillips flat blade, or nut screwdriver

Part Number	Description
BEST SELLER	
CNBK	Green bonding cage nut, includes 50 #12-24 bonding cage nuts (.06" - .11" thick panel) and 50 #12-24 x 1/2" bonding screws with #2 Phillips/slotted combo hex head (use 5/16" or 8mm socket)





Highly Efficient and Reliable
Power Protection and Backup

Smartzone™ UPS




Like what you see and want more?

For more about SmartZone UPS, visit
www.panduit.com/ups

POWER MANAGEMENT

SmartZone™ G5 Power Distribution Units (PDUs).....	104
Monitored Input (MI Series)	104
Monitored Switched (MS Series)	105
Monitored and Switched Per Outlet (MSPO Series)	105
Basic PDUs	106
SmartZone™ G5 Accessories.....	106
SmartZone™ Uninterruptible Power Supply (UPS)	107
SmartZone™ Overhead Power Distribution (OPD)	108
SmartZone™ Cloud.....	109

SmartZone™ G5 Power Distribution Units (PDUs)



Dimensions

Form Factor	Height In. (mm)	Width In. (mm)	Depth In. (mm)
1 U (SLIM)	1.6 (40.6)	17.5 (444.5)	2.0 (50.8)
1 U	1.7 (43.2)		7.8 (198.1)
2 U	3.4 (86.4)		
0 U HALF	32.2 (817.9)	2.0 (50.8)	2.1 (53.3)
0 U MID	58.7 (1491.0)		
0 U FULL	68.9 (1750.1)		

Monitored Input (MI Series)

- Provides aggregate PDU monitoring to quickly identify potential power issues and reclaim available or under-utilized power capacity
- Can also be used for environmental monitoring through sensors and electronic rack access control through electronic swing-handles (each sold separately)

Part Number	Input Current per Phase	Form Factor	Input Plug Type	Apparent Power kVA	Outlet Count	Outlet Type	Length In. (mm)	Width In. (mm)	Depth In. (mm) at Outlet Position
100-240VAC, 1-Phase									
BEST SELLER P08D09M	15	1 U	5-15P	1.4	8	(8)5-20R	1.7 (43.2)	17.5 (444.5)	10.6 (269.2)
BEST SELLER P16D22M	20	0 U HALF	L5-20P	1.9	16	(16)5-20R	32.2 (817.9)		
BEST SELLER P24D24M			L6-20P	3.3		(20)C13, (4)C19			
BEST SELLER P24D23M	30	0 U MID	L5-30P	2.9	24	(24)5-20R	58.7 (1491.0)	2.0 (50.8)	2.1 (53.34)
BEST SELLER P24D07M			L6-30P	5.0		(20)C13,(4)C19			
BEST SELLER P38D25M			0 U FULL			38			

208VAC, 3-Phase

BEST SELLER P36D08M	30		L15-30P	8.6	36	(30)C13, (6)C19	68.9 (1750.1)	2.0 (50.8)	2.1 (53.3)
BEST SELLER P38D28M			L21-30P			38			
BEST SELLER P36D29M	50	0 U FULL	CS8365C	10.0	36	(30)C13, (6)C19	70.0 (1778.0)	2.2 (55.9)	3.1 (78.7)
BEST SELLER P36D31M	60		IEC 60309-460P9	17.3		(24)C13, (12)C19			3.0 (76.2)
P42D20M						42			(21)C13/C15, (21)C13/C15/C19/C21

Monitored Switched (MS Series)

- Provides aggregate power monitoring as well as outlet level switching capabilities for individual outlets or an outlet bank
- Can also be used for environmental monitoring through sensors and electronic rack access control through electronic swing-handles (each sold separately)

Part Number	Input Current per Phase	Form Factor	Input Plug Type	Apparent Power kVA	Outlet Count	Outlet Type	Length In. (mm)	Width In. (mm)	Depth In. (mm) at Outlet Position
100-240VAC, 1-Phase									
BEST SELLER P24E28M	30	0 U FULL	L6-30P	5.0	24	(20)C13, (4)C19	68.9 (1750.1)	2.0 (50.8)	2.1 (53.34)
BEST SELLER P16E19M		2 U	L6-30P		16	(12)C13, (4)C19	3.4 (86.4)	17.5 (444.5)	10.6 (269.2)
P36E33M		0 U FULL	L6-30		36	(30)C13, (6)C19	68.9 (1750.1)	2.0 (50.8)	2.1 (53.34)
BEST SELLER P12E21M	20	0 U HALF	5-20P	1.9	12	(12)5-20R	36.1 (916.9)		

208VAC, 3-Phase

P36E35M	30	0 U FULL	L21-30P	8.6	36	(30)C13, (6)C19	68.9 (1750.1)	2.0 (50.8)	2.1 (53.34)
P24E32M	60		IEC 60309-460P9	17.3	24	(12)C13, (12)C19	69.0 (1752.6)		2.0 (50.8)
P42E24M					42	(21)C13/C15, (21)C13/C15/C19/C21	72.0 (1828.8)	2.2 (55.9)	3.0 (76.2)

Monitored and Switched Per Outlet (MSPO Series)

- Can provide outlet level and aggregate power monitoring and outlet level switching capabilities or individual or a group of outlets
- Can also be used for environmental monitoring through sensors and electronic rack access control through electronic swing-handles (each sold separately)

Part Number	Input Current per Phase	Form Factor	Input Plug Type	Apparent Power kVA	Outlet Count	Outlet Type	Length In. (mm)	Width In. (mm)	Depth In. (mm) at Outlet Position
100-240VAC, 1-Phase									
BEST SELLER P24G01M	30	0 U FULL	L6-30P	5.0	24	(20)C13, (4)C19	68.9 (1750.1)	2.0 (50.8)	2.1 (53.34)
208VAC, 3-Phase									
BEST SELLER P36G18M	30	0 U FULL	L6-30P	5.0	36	(30)C13, (6)C19	68.9 (1750.1)	2.0 (50.8)	2.1 (53.34)
BEST SELLER P36G19M			L21-30P	8.6	24	(18)C13, (6)C19			
P24G05M	60		IEC 60309 3P+E 9h	IEC 60309-460P9	17.3	36	(12)C13, (12)C19		
P36G31M		36	(24)C13, (12)C19			66.0 (1676.4)	2.3 (58.4)	3.0 (76.2)	
BEST SELLER P42G20M		42	(21)C13/C15/C19/C21			70.0 (1778.0)	2.2 (55.9)		


Basic PDUs

Basic PDUs have the capability to distribute highly reliable power to IT equipment in the rack or cabinet

Part Number	Input Current per Phase	Form Factor	Input Plug Type	Apparent Power kVA	Outlet Count	Outlet Type	Length In. (mm)	Width In. (mm)	Depth In. (mm) at Outlet Position
100-120VAC, 1-Phase									
BEST SELLER P12B01M	15	1 U	5-15P	1.4	12	(12)5-20R	1.6 (40.64)	17.5 (444.5)	2.0 (50.8)
BEST SELLER P12B19M	20		5-20P	1.9					
BEST SELLER P12B30M			L5-20P						
BEST SELLER P16B04M	15	0 U Half	5-15P	1.4	16	(16)5-20R	32.2 (817.9)	2.0 (50.8)	2.1 (53.34)
BEST SELLER P16B07M	20	0 U HALF	5-20P	1.9					
BEST SELLER P16B08M			L5-20P						
BEST SELLER P22B09M	30		L5-30P	2.9	22	(22)5-20R			
240VAC 1-Phase									
BEST SELLER P22B10M	20	0 U HALF	L6-20P	3.3	22	(20)C13, (2)C19	32.2 (817.9)	2.0 (50.8)	2.1 (53.34)
208VAC, 1-Phase									
BEST SELLER P12B47M	30	1 U	L6-30P	5.0	12	(12)C13	1.7 (43.2)	17.5 (444.5)	7.8 (198.1)
BEST SELLER P24B15M		0 U FULL			24	(20)C13, (4)C19	58.6 (1488.4)	2.0 (50.8)	2.1 (53.34)
BEST SELLER P42B17M	50	0 U FULL			42	(36)C13, (6)C19			
208VAC, 3-Phase									
BEST SELLER P30B25M	30	0 U MID	L21-30P	8.6	30	(24)C13, (3)C19, (3)5-20R	58.7 (1491.0)	2.0 (50.8)	2.1 (53.34)
BEST SELLER P36B26M					36	(30)C13, (6)C19			
BEST SELLER P24B14M	60	0 U FULL	IEC 60309	17.3	24	(12)C13, (12)C19	68.9 (1750.1)		

SmartZone™ G5 Accessories

Security & Environmental Accessories that connect directly to the G5 iPDU or SmartZone UPS controller




Part Number	Description
EA001	The SmartZone G5 Temperature Sensor includes a 6.6' (2m) cable
EB001	The SmartZone G5 Temperature and Humidity Sensor includes a 6.6' (2m) cable
EC001	The SmartZone G5 Three Temperature and One Humidity Sensor includes a 6.6' (2m) cable
EF001	The SmartZone G5 Sensor Hub allows for 3 additional sensor ports
ACA01	The SmartZone G5 Magnetic Door Sensor is two pieces, the cable from the PDU to the sensor box is 6.6' (2m) cable, and the cable from the magnetic switch to sensor box is 3.3' (1m)
ACF05	SmartZone Security Handle with Dual Frequency (125 kHz and 13.56 MHz) Card Reader and integral humidity sensor. All handles feature the base tumbler (TU020X) pre-installed at the factory
ACF06	SmartZone Security Handle with Dual Frequency (125 kHz and 13.56 MHz) Card Reader, integral humidity sensor, and keypad for dual authentication. All handles feature the base tumbler (TU020X) pre-installed at the factory

SmartZone™ G5 Accessories (continued)

Part Number	Description
ACF10	SmartZone Security Handle Temperature and Door Sensor Connects only to ACF05 and ACF06
ACF11	SmartZone Security Handle (3) Temperature and Door Sensor Connects only to ACF05 and ACF06
ACF20	SmartZone Security Handle to G5 iPDU Harness (JST to RJ45 Male)
MA030	SmartZone Security Handle Patch Cord Extension (RJ45 Female to RJ45 Male)
MA031	SmartZone G5 iPDU Power Share Patch Cord (RJ45 Male to RJ45 Male)

SmartZone Security Handle & Accessories that connect directly to the handle



SmartZone™ Uninterruptible Power Supply (UPS)

The SmartZone Uninterruptible Power Supply delivers highly efficient and reliable power protection and backup power for your Computer IT equipment. To continually meet the growing power demands of Data Center, Enterprise, and Edge IT equipment, the SmartZone UPS provides:

- Excellent electrical performance
- Intelligent battery management
- Enhanced intelligent monitoring
- Secure network functions
- A long lifespan for lithium units



They also comply with ENERGY STAR® 2.0, EMC, and safety standards and have been integrated with SmartZone Cloud Next Generation DCIM Solution. Integrated Wi-Fi provides wireless network connectivity as well as direct connectivity for quick and easy configuration. The Panduit factory warranty for VRLA (Lead-Acid) UPS is three years for the UPS unit and two years for the battery. The factory warranty for the Lithium-Ion UPS is five years for the UPS unit and battery.

Product Families

- 1/2/3kVA Double Conversion VRLA
- 1/2/3kVA Line Interactive Lithium-Ion
- 5/6/10kVA Double Conversion Single Phase VRLA

Part Number	Description
U01N11L	SmartZone UPS, 1kVA, 2 U, 120V, Single Phase, Lithium-Ion Power Protection with Intelligent Network Card and Rail Kit
U01N11V	SmartZone UPS, 1kVA, 2 U, 120V, VRLA, Single Phase, Double-Conversion On-Line Power Protection with Intelligent Network Card and Rail Kit
U01N13V	SmartZone UPS, 1kVA, 2 U, 120V, VRLA, Single Phase, 24VDC, Double-Conversion On-Line Power Protection with Intelligent Network Card and Rail Kit.
U02N11L	SmartZone UPS, 1.5kVA, 2 U, 120V, Single Phase, Lithium-Ion Power Protection with Intelligent Network Card and Rail Kit
U02N11V	SmartZone UPS, 2kVA, 2 U, 120V, VRLA, Single Phase, Double-Conversion On-Line Power Protection with Intelligent Network Card and Rail Kit
U03N11L	SmartZone UPS, 3kVA, 2 U, 120V, Single Phase, Lithium-Ion Power Protection with Intelligent Network Card and Rail Kit
U03N11V	SmartZone UPS, 3kVA, 2 U, 120V, VRLA, Single Phase, Double-Conversion On-Line Power Protection with Intelligent Network Card & Rail Kit
U05N11V	SmartZone UPS, 5kVA, 6 U (3 U UPS + 3 U EBP), 208/240V, VRLA, Single Phase, Double-Conversion On-Line Power Protection with Intelligent Network Card and Rail Kit
U06N11V	SmartZone UPS, 6kVA, 6 U (3 U UPS + 3 U EBP), 208/240V, VRLA, Single Phase, Double-Conversion On-Line Power Protection with Intelligent Network Card & Rail Kit
U10N11V	SmartZone UPS, 10kVA, 6 U (3 U UPS + 3 U EBP), 208/240V, VRLA, Single Phase, Double-Conversion On-Line Power Protection with Intelligent Network Card and Rail Kit

- Product Showcase
- Copper Systems
- Fiber Systems
- Industrial Networks
- Audio Video Systems
- Keystone Cabling Systems
- Cabinets, Thermal Mgmt, Racks, Enclosures & Cable Mgmt
- Power Management
- Cable Management Accessories
- Cable Routing Systems
- Electrical Solutions for Network Infrastructure
- Part Number Index

SmartZone™ UPS (continued)

Part Number	Description
UVP024	VRLA External Battery Pack (EBP) 24V Chassis, Batteries, and Rail Kit Included, For 1 KVA UPS Only
UVP036	VRLA External Battery Pack (EBP) 36V Chassis, Batteries, and Rail Kit Included, For 1 KVA UPS Only
UVP048	VRLA External Battery Pack (EBP) 48V Chassis, Batteries, and Rail Kit Included, For 2 KVA UPS Only
UVP072	VRLA External Battery Pack (EBP) 72V Chassis, Batteries, and Rail Kit Included, For 3 KVA UPS Only
UVP240	VRLA External Battery Pack (EBP) 240V Chassis, Batteries, and Rail Kit Included, For 5, 6, 10 KVA Single Phase UPS Only
UNCP01	Intelligent Network Management Card provides for secure remote access for managing and controlling the UPS
URMKIT2	UPS rack mount kit for the 1-3kVA and 5-20kVA UPS
UTFMRDU	Step-Down Transformer Distribution Unit is a step-down transformer/voltage converter that provides 120 VAC output power from 208 VAC
U2PTRMT	2-Post Rack-Mount Adapter Kit for Rack-Mount 2 RU UPS/Battery Systems

Hardware Extended Warranty

- Extended warranties provide protection from the unexpected
- Extended warranties are offered in 1-year increments up to an additional 3 years

Part Number	Description
EXTWBPDU	Basic PDU 1-year extended warranty
EXTWDPDU	MI PDU 1-year extended warranty
EXTWEPDU	MS PDU 1-year extended warranty
EXTWFPDU	MPO PDU 1-year extended warranty
EXTWGPDU	MSPO PDU 1-year extended warranty
EXTWLAUPS1	1-3 KVA Lead Acid UPS 1-year extended warranty
EXTWLAUPS2	5-10 KVA Lead Acid UPS 1-year extended warranty
EXTWLAUPS3	10-20 KVA Lead Acid UPS 1-year extended warranty
EXTWLIUPS1	1-3 KVA Lithium-Ion UPS 1-year extended warranty
EXTWLABP1	1-3 KVA Lead Acid Battery Pack 1-year extended warranty
EXTWLABP2	5-10 KVA Lead Acid Battery Pack 1-year extended warranty
EXTWLABP3	10-20 KVA 3phase Lead Acid Battery Pack 1-year extended warranty
EXTWLIP1	1-3 KVA Lithium-Ion Battery Pack 1-year extended warranty

SmartZone™ Overhead Power Distribution (OPD)

Overhead power distribution historically has been inefficient, time consuming, and expensive. Recognizing a need for better options and in keeping with our reputation for innovation and excellent customer service, the ground-breaking SmartZone Overhead Power Distribution (OPD) is now available.



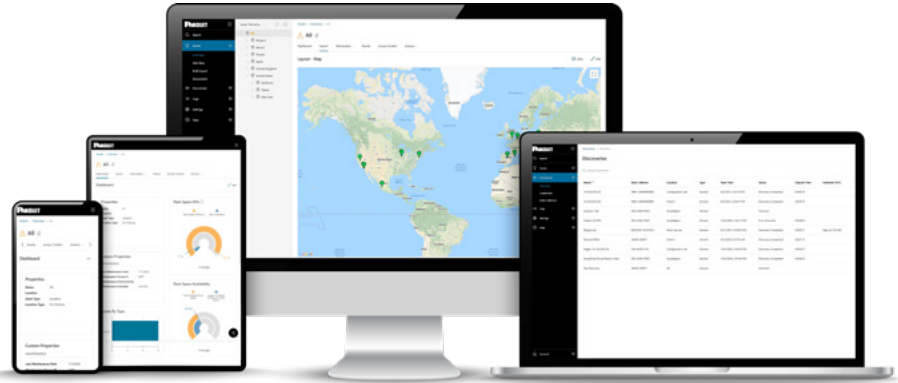
The OPD combines the advantages of existing busway and whip methods while eliminating disadvantages. Safe and efficient, OPD is the best answer available to distribute overhead power. The OPD is cost effective, flexible, safe, and fast to deploy.

Part Number	Description
208D3-21LHH1B	OPD 8-Cabinet System, 3ph 208V Delta, 30Amp, NEMA L15-30, 600mm
208Y3-21LHH2B	OPD 8-Cabinet System, 3ph 208V Wye, 30Amp, NEMA L21-30, 600mm
415Y3-21LHH3B	OPD 8-Cabinet System, 3ph 415V Wye, 30Amp, IEC309 IP44, 600mm
208D3-11LHH1B	OPD 4-Cabinet System, 3ph 208V Delta, 30Amp, NEMA L15-30, 600mm
208Y3-11LHH2B	OPD 4-Cabinet System, 3ph 208V Wye, 30Amp, NEMA L21-30, 600mm
415Y3-11LHH3B	OPD 4-Cabinet System, 3ph 415V Wye, 30Amp, IEC309 IP44, 600mm

Data Center Infrastructure Management for the Hybrid IT

SmartZone™ Cloud Software is our next generation DCIM solution. A true cloud-native platform, built from the ground up to take advantage of cloud flexibility and scalability as well as enhanced manageability, security, and operations ease of use and efficiency to manage Data Center, Enterprise, and Edge infrastructures. Supports the management, monitoring, and alerting for power, cooling, environmental, IT, and connectivity.

Although SmartZone Cloud is agnostic and supports multiple vendor IT and facilities devices, it tightly aligns with **Panduit SmartZone™ G5 Intelligent PDU** and **SmartZone™ UPS** product lines, to visualize rack-level power, environment, and cabinet physical security access, enabling a single pane of glass to manage the entire data center infrastructure resources. In addition to floorplan layout and rack elevation, data and power path visualizations enable operators to identify a single point of failure, reduce overprovisioning, and assess risk.



SmartZone Cloud is a self-served solution which eliminates the need for professional services and with our open REST APIs that have all product functionality documented, customers can easily integrate with existing applications such as CMDB, ITSM, BMS, and ticketing system. This ensures a solution that is quick to deploy, intuitive to use, and simple to maintain.

Part Number	Description
SZC-PEIA1Y	1-year subscription per power and environmental infrastructure asset (UPS, RPP/PDU, rack PDU, cooling, etc.)
SZC-PEIA3Y	3-year subscription per power and environmental infrastructure asset (UPS, RPP/PDU, rack PDU, cooling, etc.)
SZC-ITIA1Y	1-year subscription per IT infrastructure asset (IT rack, server, storage, network, etc.)
SZC-ITIA3Y	3-year subscription per IT infrastructure asset (IT rack, server, storage, network, etc.)
SZC-QSTART	Quick Start Service, 12-hour remote service



Like what you see and want more?

For more SmartZone Cloud, visit www.panduit.com/smartzone-cloud

- Product Showcase
- Copper Systems
- Fiber Systems
- Industrial Networks
- Audio Video Systems
- Keystone Cabling Systems
- Cabinets, Thermal Mgmt, Racks, Enclosures & Cable Mgmt
- Power Management
- Cable Management Accessories
- Cable Routing Systems
- Electrical Solutions for Network Infrastructure
- Part Number Index



A wide selection of
CABLING SOLUTIONS
BUILD AN OPTIMIZED NETWORK
FOR YOUR BUSINESS

CABLE MANAGEMENT ACCESSORIES

Tak-Ty® Hook & Loop Cable Ties	112
HLTP/HLSP Hook and Loop Cable Ties	113
Tak-Tape™ Hook & Loop Cable Tie Rolls	113
Ultra-Cinch™ Hook & Loop Cable Ties	114
Cable Bundle Organizing Tool	114
Elastomeric Cable Ties.....	115
Tak-Ty® Hook & Loop Cable Tie Mounts.....	115
J-Pro™ Cable Support System.....	116

☺ Tak-Ty® Hook & Loop Cable Ties

- Soft, premium material is safe to use on high performance network cables protecting against over-tensioning
- Broad selection of durable designs and sizes
- Adjustable, releasable, and re-usable hundreds of times – ideal for applications requiring frequent moves, adds, or changes
- Easy to use and operator safe with no sharp edges
- A full range of colors
- Operating temperature range: 0°F – 220°F (-18°C – +104°C)
- Complementary mounts available

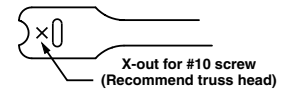
Part Number	Length In. (mm)	Width In. (mm)	Max. Bundle Dia. In. (mm)	Min. Loop Tensile Strength* Lbs. (N)
-------------	-----------------	----------------	---------------------------	--------------------------------------

Loop Ties – Slot allows for pre-wrapping of bundles

Part Number	Length In. (mm)	Width In. (mm)	Max. Bundle Dia. In. (mm)	Min. Loop Tensile Strength* Lbs. (N)
BEST SELLER HLT2I-X0	8.0 (203.0)	0.5 (12.7)	1.9 (49.0)	40.0 (178.0)
HLT2I-M0				
HLT2I-X6				
HLT2I-X7				
HLT2I-X15				
HLT2I-X16				
HLT3I-X0	12.0 (305.0)	0.5 (12.7)	3.2 (81.0)	40.0 (178.0)
HLT3I-X6				
HLT3I-M0				
HLT3I-X7				
HLT3I-X10				
HLT3I-X15				
HLT3I-X16				



HLT (Loop Ties)



HLB (Stacked Strips)

Stacked Strip Ties – Eliminates cutting ties to length and staging them for each job Rounded edges for installer safety – 100 pieces

Part Number	Length In. (mm)	Width In. (mm)	Max. Bundle Dia. In. (mm)	Min. Loop Tensile Strength* Lbs. (N)
HLB2S-C0	7.0 (178.0)	0.8 (19.1)	1.6 (41.0)	50.0 (222.0)

15 Ft. and 75 Ft. Continuous Rolls – Can be cut to desired length, eliminating waste

Part Number	Length In. (mm)	Width In. (mm)	Max. Bundle Dia. In. (mm)	Min. Loop Tensile Strength* Lbs. (N)
BEST SELLER HLM-15R0	15.0 (4.6)	0.3 (8.4)	1.9 (49.0)	18.0 (80.0)
HLM-15R6				
HLM-15R7				
HLM-15R10				
HLM-15R15				
HLM-15R16				
BEST SELLER HLS-15R0	75.0 (22.9)	0.8 (19.1)	3.2 (81.0)	50.0 (222.0)
HLS-15R7				
HLS-15R10				
HLS-15R15				
HLS-15R16				
HLS-75R0				
HLS-75R6				
HLS-75R7				
HLS-75R15				
HLS-75R16				



HLM/HLS (Rolls)

*Minimum 2" overlap required to achieve loop tensile rating



HLTP/HLSP Hook and Loop Cable Ties

- Soft, premium material is safe to use on high performance network cables protecting against over-tensioning
- UL Listed for use in plenum or air handling spaces (such as ceiling voids and underfloor areas) per NEC, Section 300-22 (C) and (D)
- Material flammability rating: UL 94V-2
- Adjustable, releasable, and re-usable – ideal for applications requiring frequent moves, adds, or changes
- Operating temperature range: 0°F – 122°F (-18°C – +50°C)



Part Number	Length In. (m)	Width In. (mm)	Max. Bundle Dia. In. (mm)	Min. Loop Tensile Str.* Lbs. (N)
-------------	----------------	----------------	---------------------------	----------------------------------

UL Listed Loop Ties (Maroon) – Slot allows for pre-wrapping of bundles

HLTP2I-X12	8.0 (203)	0.5 (12.7)	1.9 (49.0)	40 (178)
-------------------	-----------	------------	------------	----------

UL Listed Loop Ties (Black) – Slot allows for pre-wrapping of bundles

HLTP3I-X0	12.0 (305)	0.5 (12.7)	3.2 (81.0)	40 (178)
------------------	------------	------------	------------	----------


UL Listed Strip Ties (Maroon) – Perforated in convenient 12- and 18-inch strips

HLSP3S-X12	12.0 (305)	0.8 (19.1)	3.2 (81.0)	50 (222)
HLSP5S-X12	18.0 (457)		5.0 (127.0)	

UL Listed Strip Ties (Black) – Perforated in convenient 6-, 12-, and 18-inch strips

HLSP1.5S-X0	6.0 (152)	0.8 (19.1)	1.5 (38.0)	50 (222)
HLSP3S-X0	12.0 (305)		3.2 (81.0)	
HLSP5S-X0	18.0 (457)		5.0 (127.0)	

*Minimum 2" overlap required to achieve loop tensile rating



CE Tak-Tape™ Hook & Loop Cable Tie Rolls

- Strong, low profile, flexible material is safe to use on high performance cabling protecting against over-tensioning
- Adjustable, releasable, and re-usable
- Cost-effective for general purpose bundling
- Leaves no residue
- Available in black color
- Operating temperature range: 0°F – 220°F (-17°C – +104°C)

Part Number	Length Ft. (m)	Width In. (mm)	Max. Bundle Dia. In. (mm)	Min. Loop Tensile Str.* Lbs. (N)
BEST SELLER TTR-20R0	20.0 (6.1)	0.8 (19.1)	Various	40 (178)
BEST SELLER TTR-35R3-0	35.0 (10.7)			
BEST SELLER TTR-35RX0	75.0 (22.9)			
TTR-75R0				

*Minimum 2" overlap required to achieve loop tensile rating



Product Showcase

Copper Systems

Fiber Systems

Industrial Networks

Audio Video Systems

Keystone Cabling Systems

Cabinets, Thermal Mgmt, Racks, Enclosures & Cable Mgmt

Power Management

Cable Management Accessories

Cable Routing Systems

Electrical Solutions for Network Infrastructure

Part Number Index

Ultra-Cinch™ Hook & Loop Cable Ties

- Unique material with hooks and loops on same side allows user to secure a greater range of bundle diameters, including smaller bundles
- Soft, premium material is safe to use on high performance cabling, protecting against over-tensioning
- Adjustable, releasable, and re-usable – ideal for applications requiring frequent moves, adds, or changes
- Low profile contoured cinch ring provides extra strength and bundle tightness while reducing overall bundle size
- Grommet (UGCTC and UGCTE styles) offers strength and assures reliable installations that resist pullout when bundling and mounting cables within cabinet applications
- Tapered tip facilitates easy, snag-free threading to speed installation
- Use flat head screws for grommet applications
- A full range of colors
- Operating temperature range: 0°F – 140°F (-18°C – +60°C)

Part Number	Length In. (m)	Width In. (mm)	Max. Bundle Dia. In. (mm)	Min. Loop Tensile Str.* Lbs. (N)
-------------	----------------	----------------	---------------------------	----------------------------------

Cinch Ties

UCT3S-X0	12.0 (305.0)	0.9 (21.6)	3.0 (76.0)	50 (222)
-----------------	--------------	------------	------------	----------

Cinch Ties with Brass Grommet

UGCTC3S-X0	12.0 (305.0)	0.9 (21.6)	3.0 (76.0)	50 (222)
UGCTE3S-X0				

*Minimum 2" overlap required to achieve loop tensile rating
0.25" (6mm) Dia. mounting hole on grommet style cinch ties



Cable Bundle Organizing Tool

- Reduces cable installation time compared to traditional methods
- Arranges 24 cables prior to applying Tak-Ty Hook & Loop Cable Ties
- Optimizes bundle size and improves installed appearance
- Two inserts handle multiple network cable diameters
- Ergonomic fit and compact design
- Impact resistant material and low friction design to glide smoothly across cable bundle

Part Number	Description	Cable Diameter Range In. (mm)	Color
CBOT24K	Kit contains jacket cover with hook and loop fastener and two inserts	0.18 – 0.25 (4.6 – 6.3)	Fluorescent Green
		0.23 – 0.31 (5.8 – 7.9)	Fluorescent Yellow



☾ Elastomeric Cable Ties

- Elastic material provides a flexible tie body that safely contours around cable bundle, preventing over-tensioning of data cables to maintain network integrity
- Constructed of TPU Material
- UL 94V-0 material provides greater flame resistance; meets stringent telecommunication flammability requirements (such as NEBS GR-63-CORE)
- Soft material has no sharp edges; protects the installer and the cable bundle

- High coefficient of friction grips and prevents lateral movement along cable bundle
- Releasable and re-usable to accommodate frequent moves, adds, and changes
- Halogen-free, non-toxic, and environmentally safe material will not release toxic or corrosive gases upon combustion
- Locking head design; the tapered tip threads into locking head to speed productivity; industry-accepted intuitive tie design



Part Number	Length In. (mm)	Width In. (mm)	Thickness In. (mm)	Max. Bundle Dia. In. (mm)	Min. Loop Tensile Str. Lbs. (N)
ERT2M-C20 ●	8.5 (216.0)	0.5 (12.7)	0.1 (2.3)	2.4 (59.7)	18 (80)

-C indicates bulk packaged with 100 pieces per package. to reduce single-use plastic. 20 indicates black

Tak-Ty® Hook & Loop Cable Tie Mounts

- For use with TTS Tak-Tape and HLT/HLS Tak-Ty Hook & Loop Cable Ties
- Unique cradle design provides maximum stability for cable bundle

- For indoor use only
- Dimensions: 1.12 inches L x 1.12 inches W x .34 inches H (28.4mm x 28.4mm x 8.6mm)

Part Number	Mounting Method	Material	Color
ABMT-A-C* ●	Pre-installed Rubber Adhesive	Nylon 6.6	Natural
ABMT-A-Q20* ●			Black
BEST SELLER ABMT-A-C20* ●			Natural
ABMT-S6-C ●	#6 (M3) Screw		Natural
BEST SELLER ABMT-S6-C20 ●			Black



*Maximum static load for adhesive backed mounts is .38 lbs. (174g)
 -Q indicates bulk packaged with 25 pieces per package or -C indicates bulk packaged with 100 pieces per package to reduce single-use plastic

● = Packaged with reduced Single-Use Plastic

- Product Showcase
- Copper Systems
- Fiber Systems
- Industrial Networks
- Audio Video Systems
- Keystone Cabling Systems
- Cabinets, Thermal Mgmt, Racks, Enclosures & Cable Mgmt
- Power Management
- Cable Management Accessories
- Cable Routing Systems
- Electrical Solutions for Network Infrastructure
- Part Number Index

UL C UL US LISTED J-Pro™ Cable Support System



JP2W-L20

JP2CMB-L20

JP2DW-L20

Part Number	Description	Max. Bundle Capacity In. (mm)	Max. Cable Capacity*			Material**
			Category 6A-SD/6A [0.3 In. (7.62mm)]	Category 6 [0.24 In. (6.1mm)]	Category 5e [0.24 In. (5.84mm)]	
Wall Mount						
JP75W-L20	J Hook for wall mount applications. One 1/4" (M6) mounting hole for user supplied fastener. Not for use with powder actuated fasteners	0.75 (19.0)	5	8	10	Nylon 6.6
JP131W-L20		1.31 (33.3)	15	25	29	
BEST SELLER JP2W-L20		2.00 (50.8)	30	46	55	
JP4W-X20		4.00 (101.6)	115	180	200	
Ceiling Mount						
JP75CMB-L20	J Hook with ceiling mount bracket that has one 3/16" (M5), 1/4" (M6), and 3/8" (M10) mounting hole	0.75 (19.0)	5	8	10	Nylon 6.6 J Hook with Metal Attachments
JP131CMB-L20		1.31 (33.3)	15	25	29	
JP2CMB-L20		2.00 (50.8)	30	46	55	
JP4CMB-X20		4.00 (101.6)	115	180	200	
Drop Wire and Threaded Rod Clip						
BEST SELLER JP75DW-L20	J Hook with clip for use with #12 wire, threaded rod up to 3/8" (9.5mm) Dia. or 1/8" – 3/8" (3.2mm – 9.5mm) thick flanges	0.75 (19.0)	5	8	10	Nylon 6.6 J Hook with Metal Attachments
BEST SELLER JP131DW-L20		1.31 (33.3)	15	25	29	
BEST SELLER JP2DW-L20		2.00 (50.8)	30	46	55	
BEST SELLER JP4DW-X20		4.00 (101.6)	115	180	200	


*The above cable Dia. represent the nominal Panduit cable Dia. per performance level for specific cable fill information based on specific part numbers, please contact Customer Service

**Suitable for use in air handling spaces in accordance with Sec. 300.22(C) and (D) of the National Electrical Code when mounted as single units or in pairs. JP4 family of parts suitable for use in single unit configurations only Listed in accordance with CAN/ULC S102.2 when mounted as single units or in pairs. Minimum spacing of 4" (1220mm) required between mount points. (Flame Spread Rating = 0, Smoke Developed Classification = 20)


J-Pro™ Cable Support System (continued)



JP131SBC50-L20



JP2SBC50RB-L20



JP2HBC25RB-L20



Part Number	Description	Max. Bundle Capacity In. (mm)	Max. Cable Capacity*			Material**
			Category 6A-SD/6A [0.3 In. (7.62mm)]	Category 6 [0.24 In. (6.1mm)]	Category 5e [0.24 In. (5.84mm)]	

Screw-On Beam Clamps

JP131SBC50-L20	J Hook with screw-on beam clamp for use with flanges up to 1/2" (12.7mm) thick. Rotates 360 degrees	1.31 (33.3)	15	25	29	Nylon 6.6 J Hook with Metal Attachments
JP4SBC50-X20		4.00 (101.6)	115	180	200	
JP75SBC50RB-L20		0.75 (19.0)	5	8	10	
BEST SELLER JP2SBC50RB-L20	J Hook with screw-on beam clamp for use with flanges up to 1/2" (12.7mm) thick	2.00 (50.8)	30	46	55	

Hammer-On Beam Clamps

JP75HBC25RB-L20	J Hook with hammer-on beam clamp for use with flanges 1/8" – 1/4" (3.2mm – 6.4mm) thick. Rotates 360 degrees	0.75 (19.0)	5	8	10	Nylon 6.6 J Hook with Metal Attachments
JP131HBC25RBL20		1.31 (33.3)	15	25	29	
JP2HBC25RB-L20		2.00 (50.8)	30	46	55	
JP4HBC25RB-X20		4.00 (101.6)	115	180	200	
JP75HBC50RB-L20	J Hook with hammer-on beam clamp for use with flanges 5/16" – 1/2" (7.9mm – 12.7mm) thick. Rotates 360 degrees	0.75 (19.0)	5	8	10	
JP131HBC50RBL20		1.31 (33.3)	15	25	29	
JP2HBC50RB-L20		2.00 (50.8)	30	46	55	
JP4HBC50RB-X20		4.00 (101.6)	115	180	200	

*The above cable Dia. represent the nominal Panduit cable Dia. per performance level

for specific cable fill information based on specific part numbers, please contact Customer Service

**Suitable for use in air handling spaces in accordance with Sec. 300.22(C) and (D) of the National Electrical Code when mounted as single units or in pairs. JP4 family of parts suitable for use in single unit configurations only Listed in accordance with CAN/ULC S102.2 when mounted as single units or in pairs. Minimum spacing of 4' (1220mm) required between mount points. (Flame Spread Rating = 0, Smoke Developed Classification = 20)



Like what you see and want more?

For more Stronghold™ offerings, visit www.panduit.com/stronghold

Wire Basket Overhead Cable Tray Routing System

Maximize Space and Increase Network Performance in your Data Center



Versatility

Can be installed in any enterprise, data center or telecom room



Adaptability

The wire basket's pathway sections are available in six standard widths and the basket's system includes multiple styles of mounting brackets to adapt to various support and building structures



Designed Better

The pathway sections consist of a welded steel mesh that provides a higher strength-to-weight ratio and load-carrying capacity than the competition. The wire basket offers a safe working load that is 28 percent better than others on the market.



Lighter and Larger

The basket is up to 20 percent lighter than other brands and has larger openings resulting in less cutting when completing applications such as sweeps by up to 50 percent*



Colorful Options

Available in three colors – black, white and electro zinc – to suit your data center needs



Sustainability

Protection of the environment is critical; the wire basket is manufactured with a minimum 70 percent recycled steel.



Splice It Up

Bolt-on, push-on, and expansion splices are used to join the sections of pathway together and create an electrically continuous connection



Safety

Wire basket produces fewer sharp edges to better protect installers. With less weight, it is easier to install overhead. The basket is also UL Classified for suitability for use as Equipment Grounding Conductor**

Like what you see and want more?

For more information about Wire Basket,
www.panduit.com/wire-basket



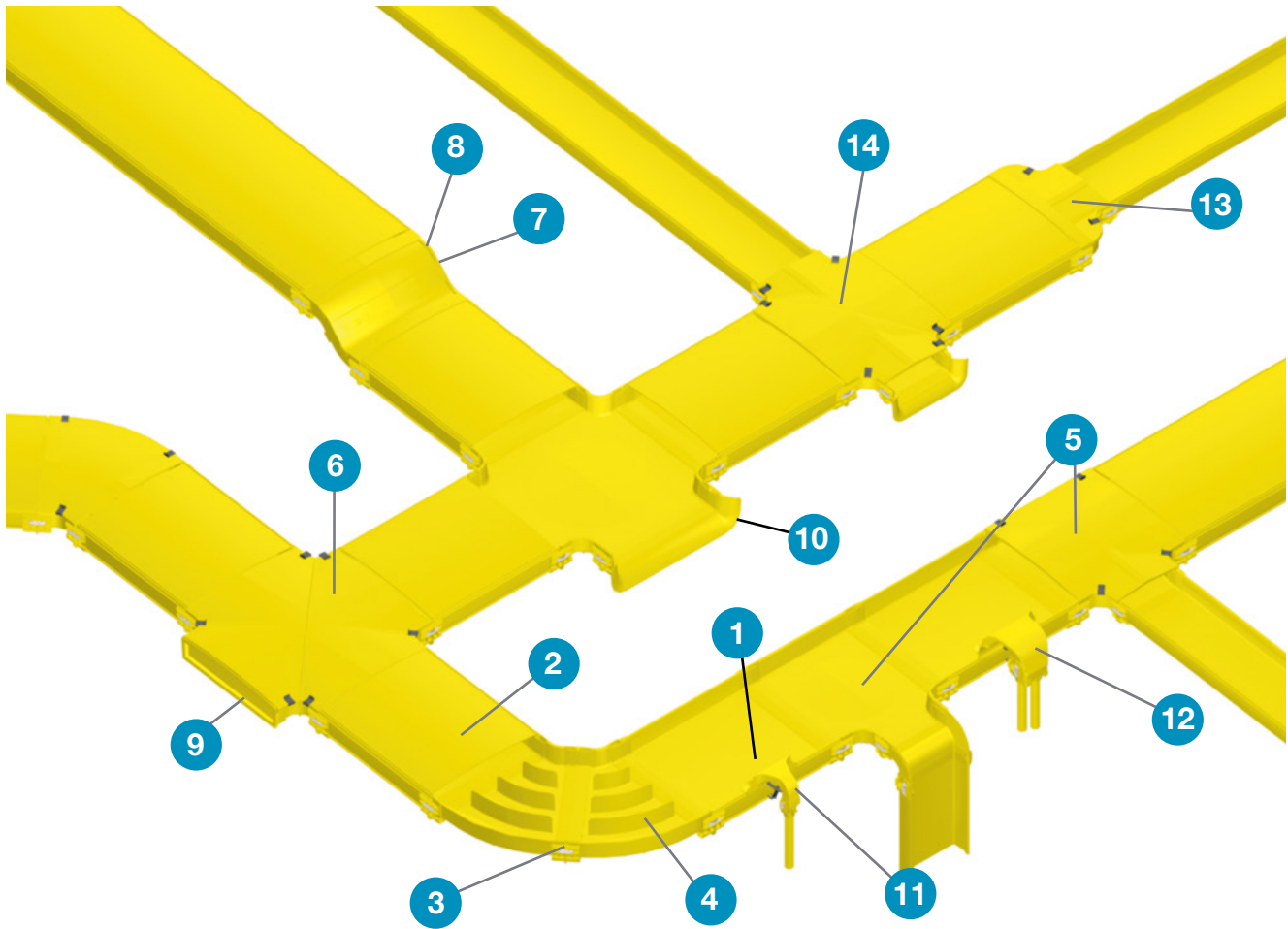
*Panduit engineering study

**In accordance with Sections 392.6(A) and 392.(B) of the NFPA 70 National Electric Code with AMD 1-5 and NEMA VE1.

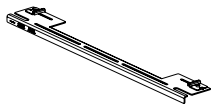
CABLE ROUTING SYSTEMS

24x4 FiberRunner® Routing System.....	120
12x4 FiberRunner® Routing System.....	125
6x4 FiberRunner® Routing System	131
4x4 FiberRunner® Routing System.....	137
4x4 and 6x4 FiberRunner® Mounting Brackets.....	142
2x2 FiberRunner® Routing System	143
FiberRunner® Brackets and Accessories.....	147
WireBasket Overhead Cable Tray Routing System	149
Wire Basket Intersection Hardware	152
Wire Basket Waterfalls.....	154
Wire Basket Tray Liners and Divider Walls.....	155
Pan-Way® LD Surface Raceway System.....	156
Pan-Way® LDPH Surface Raceway System	160
Pan-Way® T-45 Surface Raceway System.....	163
Pan-Way® T-70 Surface Raceway System	166
Pan-Way® Junction Boxes.....	169
Above Floor Raceway.....	169
Raceway Faceplates	169

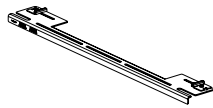
24x4 FiberRunner® Routing System Roadmap



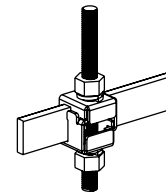
24x4 FiberRunner® Mounting Brackets








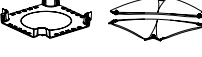



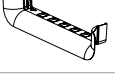




FR24TBE12 – Existing Threaded Rod QuikLock™ Bracket (see page 124)



FR24TBN12 – New Threaded Rod QuikLock™ Bracket (see page 124)



F2PCLB12 – Two-Piece Ladder Rack Bracket for Attaching Threaded Rod to 1.5 inches – 2 inches Ladder Rack (see page 148)

1		FR24X4**10 – 24x4 Channel (see page 122)
2		FRCV24**10 – 24x4 Snap-On Cover (see page 122)
3		FRBC24X4L** – 24x4 QuikLock Coupler (see page 122)
4		FRH4524X4L** – 24x4 Horizontal 45° Angle Fitting and FRH45CV24L** – Cover (see page 122)
5		FRT24X4W12L** – 24x4 Horizontal Tee with 12x4 Exit and FRTCV24W12L** – Cover (see page 123)
6		FRFWCCV24L** – Cover (see page 122) FRFWC24X4L** – 24x4 4-Way Cross Fitting
7		FRIV4524X4L** – 24x4 Inside Vertical 45° Angle Fitting (see page 123)
8		FROV4524X4L** – 24x4 Outside Vertical 45° Angle Fitting and FROV45CV24L** – Cover (see page 123)
9		FREC24X4L** – 24x4 End Cap Fitting (see page 123)
10		FRTR24X4L** – 3-Sided BRC Trumpet Spillout for 24x4 Exit (see page 123)
11		FRSPJ2X2L** – Spill-Over Junction with 2x2 Exit (see page 147)
12		FRSPJ4X4L** – Spill-Over Junction with 4x4 Exit (see page 141)
13		FRRF2412L** – 24x4 to 12x4 Reducer Fitting and FRRF2412CVL** – Cover (see page 123)
14		FRFWC24X4W12L** – 24x4 4-Way Cross Fitting with 12x4 Exits and FRFWCCV24W12L** – Cover (see page 122)

Product Showcase
Copper Systems
Fiber Systems
Industrial Networks
Audio Video Systems
Keystone Cabling Systems
Cabinets, Thermal Mgmt, Racks, Enclosures & Cable Mgmt
Power Management
Cable Management Accessories
Cable Routing Systems
Electrical Solutions for Network Infrastructure
Part Number Index

24x4 FiberRunner® Routing System – Channel and Cover

- Robust, large capacity 24x4 system ideal for use with large cable counts
- QuikLock Couplers and Brackets reduce system installation time dramatically
- Channel, covers, fittings and other non-metallic system components made from V-0 flame class rated material
- Compatible with all sizes of FiberRunner Routing Systems, Cable Management, and Racks

Part Number	Description	Color**
24x4 Channel		
FR24X4**10	Used to carry cables horizontally throughout the system. Use QuikLock Coupler FRBC24X4L** to attach channel and/or fittings	Yellow (YL), Black (BL)
24x4 Snap-On Cover		
FRCV24**10	Snap-on cover for channel FR24X4**10. Supplied in four 30.0" (762mm) long pieces	Yellow (YL), Black (BL)

**Insert colors Yellow (YL) or Black (BL)



FR24X4YL10



FRCV24YL10

24x4 FiberRunner® QuikLock™ Coupler

- Pre-assembled to provide fast mechanical assembly of components
- No tools required for installation; bolts loosen for component disassembly

Part Number	Description	Color**
FRBC24X4L**	Coupler quickly joins two sections of channel and/or fittings	Yellow (YL), Black (BL)

**Insert colors Yellow (YL) or Black (BL)



FRBC24X4LYL

24x4 FiberRunner® System Fittings

- Minimum 3-inch (76.2mm) bend radius control fittings
- Protect against signal loss and performance degradation
- Assemble using FRBC QuikLock Couplers

Part Number	Description	Couplers Required	Color**
24x4 4-Way Cross Fitting			
FRFWC24X4L**	Attaches to a 24x4 channel and/or fittings to create a horizontal 4-way cross intersection with four 24x4 exits. Can be used as a tee intersection when used with a FREC24X4L** end cap fitting to cover one exit opening. Accepts split cover FRFWCCV24L**	(4 pcs.) FRBC24X4L**	Yellow (YL), Black (BL)

Cover for 24x4 4-Way Cross Fitting

FRFWCCV24L**	Cover for the 24x4 4-way Cross Fitting	—	Yellow (YL), Black (BL)
---------------------	--	---	-------------------------

24x4 4-Way Cross Fitting with 12x4 Exits

FRFWC24X4W12L**	Attaches to a 24x4 channel and/or fittings to create a horizontal 4-way cross intersection with two 24x4 exits and two 12x4 exits. Accepts split cover FRFWCCV24W12L**	(2 pcs.) FRBC24X4L**	Yellow (YL), Black (BL)
------------------------	--	----------------------	-------------------------

Cover for 24x4 4-Way Cross Fitting with 12x4 Exits

FRFWCCV24W12L**	Cover for the 24x4 4-way cross fitting with 12x4 exits FRFWC24X4W12L**	—	Yellow (YL), Black (BL)
------------------------	--	---	-------------------------

24x4 Horizontal 45° Angle Fitting

FRH4524X4L**	Attaches to a 24x4 channel and/or fittings to create a 45° horizontal turn from a straight horizontal run	(2 pcs.) FRBC24X4L**	Yellow (YL), Black (BL)
---------------------	---	----------------------	-------------------------

Cover for 24x4 Horizontal 45° Angle Fitting

FRH45CV24L**	Cover for the horizontal 45° angle fitting FRH4524X4L**	—	Yellow (YL), Black (BL)
---------------------	---	---	-------------------------

**Insert colors Yellow (YL) or Black (BL)



FRFWC24X4LYL



FRFWCCV24L



FRFWC24X4W12LYL



FRFWCCV24W12LYL



FRH4524X4LYL



FRH45CV24LYL

24x4 FiberRunner® System Fittings

Part Number	Description	Couplers Required	Color**
24x4 Horizontal Tee with 12x4 Exits			
FRT24X4W12L**	Attaches to a 24x4 channel and/or fittings to create a 90° horizontal branch with a 12x4 exit from straight horizontal run. Accepts cover FRTC24Q12LYL	(2 pcs.) FRBC24X4L** (1 pc.) FRBC12X4L**	Yellow (YL), Black (BL)
Cover for 24x4 Horizontal Tee with 12x4 Exits			
FRTC24W12L**	Cover for the horizontal tee fitting FRT24X4W12L** with one 12x4 exit	—	Yellow (YL), Black (BL)
24x4 Outside Vertical 45° Fitting			
FROV4524X4L**	Attaches to a 24x4 channel and/or fittings to create a 45° downward angle from a straight horizontal run. Used with inside vertical 45° angle fitting FROV4524X4L** to change level of a horizontal run	(2 pcs.) FRBC24X4L**	Yellow (YL), Black (BL)
Cover for 24x4 Outside Vertical 45° Angle Fitting			
FROV45CV24L**	Cover for the outside vertical 45° angle fitting FROV4524X4LYL	—	Yellow (YL), Black (BL)
24x4 Inside Vertical 45° Fitting			
FRIV4524X4L**	Attaches to a 24x4 channel and/or fittings to create a 45° upward angle from a straight horizontal run. Used with outside vertical 45° angle fitting FROV4524X4L** to change level of a straight horizontal run. Includes cover	(2 pcs.) FRBC24X4L**	Yellow (YL), Black (BL)
Reducer from 24x4 to 12x4 Fitting or Channel			
FRRF2412L**	Attaches any 24x4 FiberRunner Fitting or Channel to any 12x4 FiberRunner Fitting or Channel	(1 pc.) FRBC24X4L** (1 pc.) FRBC12X4L**	Yellow (YL), Black (BL)
Cover for 24x4 to 12x4 Reducer Fitting or Channel			
FRRF2412CVL**	Cover for FRRF2412L**	—	Yellow (YL), Black (BL)
24x4 End Cap Fitting			
FREC24X4L**	Used for closing off open ends of the channel or fittings	—	Yellow (YL), Black (BL)

**Insert colors Yellow (YL) or Black (BL)



FRT24X4W12LYL



FRTC24W12LYL



FROV4524X4LYL



FROV45CV24LYL



FRIV4524X4LYL



FRRF2412LYL



FRRF2412CVLYL



FREC24X4LYL

24x4 FiberRunner® System Spillouts

- Spill-overs allow safe transition from horizontal to vertical runs
- 2-inch (50.8mm) bend radius control
- Transition to channel, slotted channel, and corrugated loom tubing

Part Number	Description	Couplers Required	Color**
3-Sided BRC Trumpet Spillout for 24x4 Exits			
FRTR24X4L**	Used to limit the bend radius of the cable to 3.0" (76.2mm) when exiting from the 24x4 channel or a 24x4 horizontal tee	(1 pc.) FRBC24X4L**	Yellow (YL), Black (BL)

**Insert colors Yellow (YL) or Black (BL)



FRTR24X4LYL

- Product Showcase
- Copper Systems
- Fiber Systems
- Industrial Networks
- Audio Video Systems
- Keystone Cabling Systems
- Cabinets, Thermal Mgmt, Racks, Enclosures & Cable Mgmt
- Power Management
- Cable Management Accessories
- Cable Routing Systems
- Electrical Solutions for Network Infrastructure
- Part Number Index

24x4 FiberRunner® Mounting Brackets

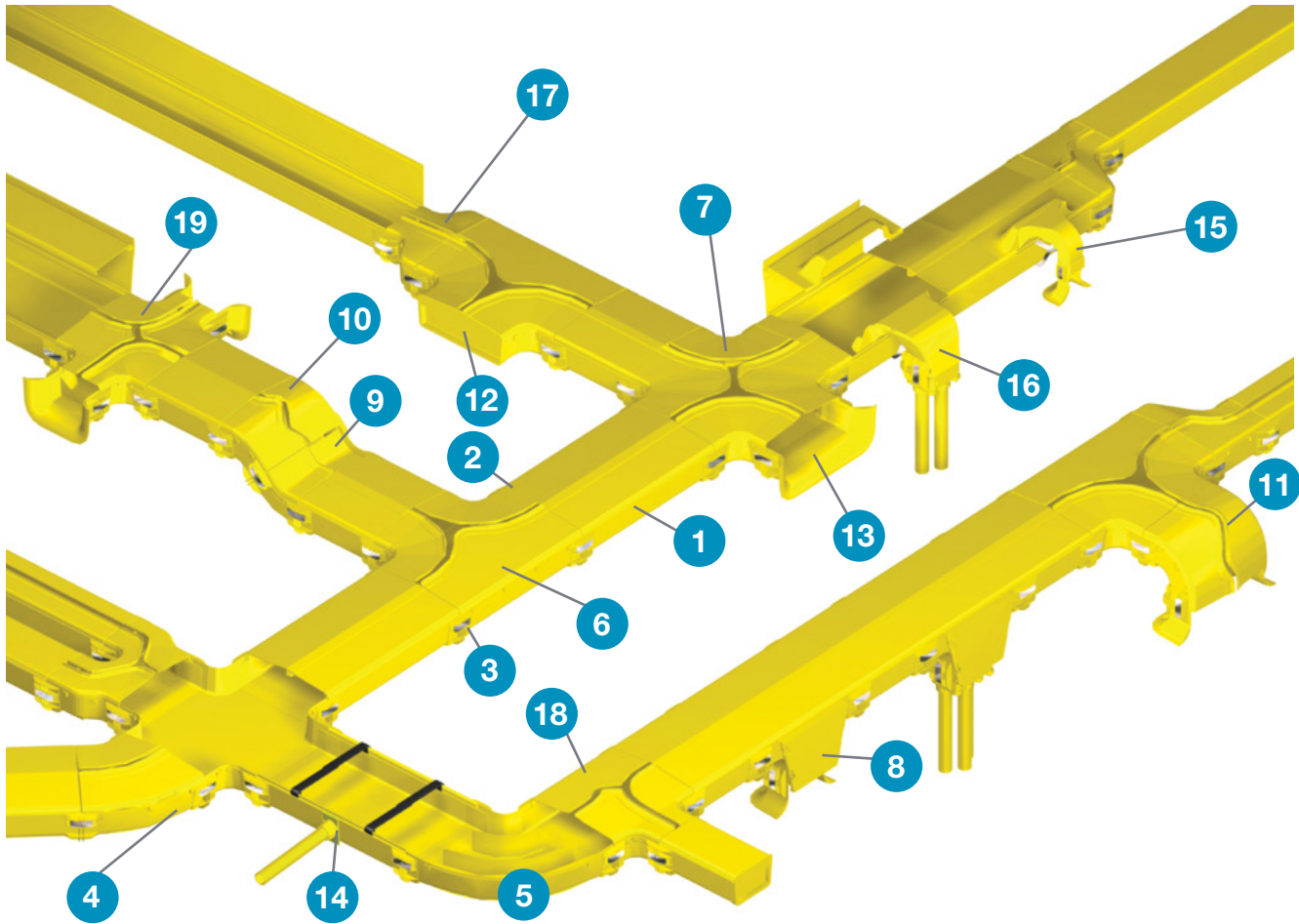
Part Number	Description	For Threaded Rod Size In.
Existing Threaded Rod QuikLock Mounting Bracket		
FR24TBE12	Used to support the 24x4 system by spanning two 0.5" (12.7mm) existing threaded rod drops	0.5
New Threaded Rod QuikLock Bracket		
FR24TBN12N	Used to support the 24x4 system from new threaded rod installations	0.5
Trapeze QuikLock Bracket		
FR12TB2412	Used to support the 24x4 system by spanning two existing threaded rod drops	0.5



FR24TBE12

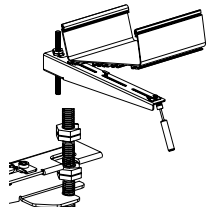
- Product Showcase
- Copper Systems
- Fiber Systems
- Industrial Networks
- Audio Video Systems
- Keystone Cabling Systems
- Cabinets, Thermal Mgmt, Racks, Enclosures & Cable Mgmt
- Power Management
- Cable Management Accessories
- Cable Routing Systems
- Electrical Solutions for Network Infrastructure
- Part Number Index

12x4 FiberRunner® Routing System Roadmap

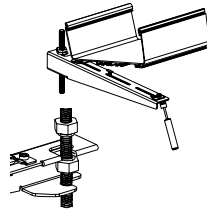


- Product Showcase
- Copper Systems
- Fiber Systems
- Industrial Networks
- Audio Video Systems
- Keystone Cabling Systems
- Cabinets, Thermal Mgmt, Racks, Enclosures & Cable Mgmt
- Power Management
- Cable Management Accessories
- Cable Routing Systems
- Electrical Solutions for Network Infrastructure
- Part Number Index

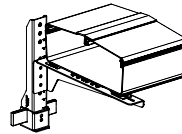
12x4 FiberRunner® Mounting Brackets



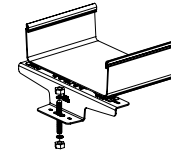
FR12TRBE58 – Existing Threaded Rod QuikLock™ Bracket (see page 130)



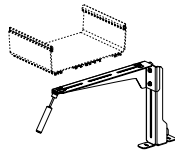
FR12TRBN58 – New Threaded Rod QuikLock™ Bracket (see page 130)



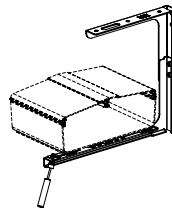
FR12ALB – Adjustable Ladder Bracket (see page 130)



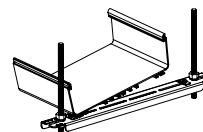
FR12CS58 – Center Support QuikLock™ Bracket (see page 130)







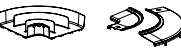














FR12ACAB – Adjustable Cabinet Bracket (see page 130)



FR12ACB58N – Top Support Adjustable “C” QuikLock™ Bracket (see page 130)



FR12TB58 – Trapeze QuikLock™ Bracket (see page 130)

Product Showcase	1		FR12X4**10 – 12x4 FiberRunner Channel (see page 127)
	2		FRHC12**10 – 12x4 Snap-On Hinged Cover (see page 127)
Copper Systems	3		FRBC12X4L** – 12x4 QuikLock Coupler (see page 127)
Fiber Systems	4		FRH4512X4L** – 12x4 Horizontal 45° Angle Fitting and FRH45SC12L** – Split Cover (see page 128)
	5		FRR4512X4L** – 12x4 Horizontal 90° Angle Fitting and FRRASC12L** – Split Cover (see page 128)
Industrial Networks	6		FRT12X4L** – 12x4 Horizontal Tee Fitting and FRTSC12L** – Split Cover (see page 128)
	7		FRFWC12X4L** – 12x4 4-Way Cross Fitting and FRFWCSC12L** – Split Cover (see page 127)
Audio Video Systems	8		FRVT12X4L** – 12x4 Vertical Tee (see page 129)
Keystone Cabling Systems	9		FRIV4512X4L** – 12x4 Inside Vertical 45° Angle Fitting (see page 129)
	10		FROV4512X4L** – 12x4 Outside Vertical 45° Angle Fitting and FROV45SC12L** – Split Cover (see page 129)
Cabinets, Thermal Mgmt, Racks, Enclosures & Cable Mgmt	11		FROVRA12X4L** – 12x4 Outside Vertical 90° Angle Fitting and FROVRASC12L** – Split Cover (see page 129)
Power Management	12		FREC12X4L** – 12x4 End Cap Fitting (see page 128)
	13		FRTR12X4L** – 3-Sided BRC Trumpet Spillout for 12x4 Exit (see page 129)
Cable Management Accessories	14		FR1.5IDEL** – 1-Port Spillout Side Exit to 1.5" (38mm) Inside Diameter Corrugated Tubing (see page 147)
	15		FRSPJ2X2L** – Spill-Over Junction with 2x2 Exit (see page 147) and FRSPJC212L** – Cover for 12x4 System (see page 129)
Cable Routing Systems	16		FRSPJ4X4L** – Spill-Over Junction with 4x4 Exit (see page 141) and FRSPJC412L** – Cover for 12x4 System (see page 129)
	17		FRRF126LS** – 12x4 to 6x4 FiberRunner Reducer Fitting and FRRF126SCL** – Split Cover (see page 130)
Electrical Solutions for Network Infrastructure	18		FRT12X4W6L** – 12x4 Horizontal Tee with 6x4 Exit and FRTSC12W6L** – Split Cover (see page 128)
	19		FRFWC12X4W6L** – 12x4 4-Way Cross Fitting with 6x4 Exits and FRFWCSC12W6L** – Split Cover (see page 128)

12x4 FiberRunner® Routing System – Channel and Cover

- Robust, large capacity 12x4 system ideal for use with large cable counts
- Multiple spillout options provide versatility to mate to various equipment and rack configurations
- QuikLock Couplers and Brackets reduce system installation time dramatically
- Channel, covers, fittings and other non-metallic system components made from V-0 flame class rated material
- Compatible with all sizes of FiberRunner Routing Systems, Cable Management, and Racks
- Compliant with the applicable tests in Telcordia GR-63-CORE Network Equipment Building Systems (NEBS) Level 3

Part Number	Description	Color**
-------------	-------------	---------

12x4 FiberRunner Channel

BEST SELLER

FR12X4**10	Used to carry the cables horizontally throughout the system. Accepts cable retainers FRCR12L**-X or hinged cover FRHC12**10. Use QuikLock Coupler FRBC12X4LYL to attach channel and/or fittings	Yellow (YL), Black (BL)
-------------------	---	-------------------------

12x4 Snap-On Hinged Cover

FRHC12**10	Snap-on hinged cover for channel FR12X4**10	Yellow (YL), Black (BL)
-------------------	---	-------------------------

**Insert colors Yellow (YL) or Black (BL)

12x4 FiberRunner® QuikLock™ Coupler

- Pre-assembled to provide fast mechanical assembly of components
- No tools required for installation; bolts loosen for component disassembly

Part Number	Description	Color**
FRBC24X4L**	Coupler quickly joins two sections of channel and/or fittings	Yellow (YL), Black (BL)
FRBC24X4L**-X ●		

-X indicates 20 couplers per package to reduce single-use plastic

**Insert colors Yellow (YL) or Black (BL)

12x4 FiberRunner® System Fittings

- Minimum 2-inch (50.8mm) bend radius control fittings
- Protect against signal loss and performance degradation
- Assemble using FRBC QuikLock Couplers
- Split covers snap onto each fitting
- Covers feature 0.75-inch (19mm) gap to allow cable to be laid in

Part Number	Description	Couplers Required	Color**
-------------	-------------	-------------------	---------

12x4 4-Way Cross Fitting

FRFWC12X4L**	Attaches to a 12x4 channel and/or fitting to create a horizontal 4-way cross intersection with two 12x4 exits	—	Yellow (YL), Black (BL)
---------------------	---	---	-------------------------

Split Cover for 12x4 4-Way Cross Fitting

FRFWCSC12L**	Split cover for the 4-way cross fitting FRFWC12X4L**	—	Yellow (YL), Black (BL)
---------------------	--	---	-------------------------

12x4 4-Way Cross Fitting with 4x4 Exits

FRFWC12X4W4L**	Attaches to a 12x4 channel and/or fittings to create a horizontal 4-way cross intersection with two 4x4 exits. Accepts split cover FRFWCSC12W4L**	(2 pcs.) FRBC12X4L** (2 pcs.) FRBC4X4L**	Yellow (YL), Black (BL)
-----------------------	---	---	-------------------------

Split Cover for 12x4 4-Way Cross Fitting with 4x4 Exits

FRFWCSC12W4L**	Split cover for the 4-way cross fitting FRFWC12X4W4L**	—	Yellow (YL), Black (BL)
-----------------------	--	---	-------------------------

12x4 4-Way Cross Fitting with 6x4 Exits

FRFWC12X4W6L**	Attaches to a 12x4 channel and/or fittings to create a horizontal 4-way cross intersection with two 6x4 exits. Accepts split cover FRFWCSC12W6L**	(2 pcs.) FRBC12X4L** (2 pcs.) FRB.C6X4L**	Yellow (YL), Black (BL)
-----------------------	---	--	-------------------------

Split Cover for 12x4 4-Way Cross Fitting with 6x4 Exits

FRFWCSC12W6L**	Split cover for the 4-way cross fitting FRFWC12X4W6L**	—	Yellow (YL), Black (BL)
-----------------------	--	---	-------------------------

**Insert colors Yellow (YL) or Black (BL)

● = Packaged with reduced Single-Use Plastic



FR12X4YL10



FRBC12X4LYL



FRFWC12X4LYL



FRFWCSC12LYL



FRH4512X4LYL



FRFWC12X4W6LYL

Product Showcase

Copper Systems

Fiber Systems

Industrial Networks

Audio Video Systems

Keystone Cabling Systems

Cabinets, Thermal Mgmt, Racks, Enclosures & Cable Mgmt

Power Management

Cable Management Accessories

Cable Routing Systems

Electrical Solutions for Network Infrastructure

Part Number Index

12x4 FiberRunner® System Fittings (continued)

Part Number	Description	Couplers Required	Color**
12x4 Horizontal Tee Fitting			
FRT12X4L**	Attaches to a 12x4 channel and/or fittings to create a 90° horizontal branch with a 12x4 exit from straight horizontal run. Accepts split cover FRTSC12L**	(3 pcs.) FRBC12X4L**	Yellow (YL), Black (BL)
Split Cover for 12x4 Horizontal Tee Fitting			
FRTSC12L**	Split cover for the horizontal tee fitting FRT12X4L**. Snap-on feature allows cover to be installed and removed with no tools required. Creates radiused 0.75" (19mm) opening for easy access to add or remove cables	—	Yellow (YL), Black (BL)
12x4 Horizontal 45° Angle Fitting			
FRH4512X4L**	Attaches to a 12x4 channel and/or fitting to create a 45° horizontal turn from a straight horizontal run. Accepts split cover FRH45SC12L**	—	Yellow (YL), Black (BL)
Split Cover for 12x4 Horizontal 45° Angle Fitting			
FRH45SC12L**	Split cover for the horizontal 45° angle fitting FRH4512X4LYL	—	Yellow (YL), Black (BL)
12x4 Horizontal 90° Angle Fitting			
FRR12X4L**	Attaches to a 12x4 channel and/or fitting to create a 90° horizontal turn from a straight horizontal run. Accepts split cover FRRASC12L**	(2 pcs.) FRBC12X4L**	Yellow (YL), Black (BL)
Split Cover for 12x4 Horizontal 90° Angle Fitting			
FRRASC12L**	Split cover for the horizontal right angle fitting FRR12X4LYL	—	Yellow (YL), Black (BL)
12x4 Horizontal Tee with 4x4 Exits			
FRT12X4W4L**	Attaches to a 12x4 channel and/or fittings to create a 90° horizontal branch with a 4x4 exit from straight horizontal run. Accepts split cover FRTSC12W4L**	(2 pcs.) FRBC12X4L** (1 pc.) FRBC4X4L**	Yellow (YL), Black (BL)
Split Cover for 12X4 Horizontal Tee with 4x4 Exits			
FRTSC12W4L**	Split cover for the horizontal tee with 4x4 exit fitting FRT12X4W4L**. Snap-on feature allows cover to be installed and removed without tools. Creates a 0.75" (19mm) opening for easy access to add or remove cables	—	Yellow (YL), Black (BL)
12x4 Horizontal Tee with 6x4 Exits			
FRT12X4W6L**	Attaches to a 12x4 channel and/or fittings to create a 90° horizontal branch with a 6x4 exit from straight horizontal run. Accepts split cover FRTSC12W6L**	(2 pcs.) FRBC12X4L** (1 pc.) FRBC6X4L**	Yellow (YL), Black (BL)
Split Cover for 12x4 Horizontal Tee with 6x4 Exit			
FRTSC12W6L**	Split cover for the horizontal tee with 6x4 exit fitting FRT12X4W6L**. Snap-on feature allows cover to be installed and removed without tools. Creates radiused 0.75" (19mm) opening for easy access to add or remove cables	—	Yellow (YL), Black (BL)
12x4 Outside Vertical 45° Angle Fitting			
FROV4512X4L**	Attaches to a 12x4 channel and/or fitting to create a 45° downward angle from a straight horizontal run. Used with inside vertical 45° angle fitting FRIV4512X4L** to change level of a horizontal run. Accepts split cover FROV45SC12L**	(2 pcs.) FRBC12X4L**	Yellow (YL), Black (BL)
Split Cover for 12x4 Outside Vertical 45° Angle Fitting			
FROV45SC12L**	Split cover for the outside vertical 45° angle fitting FROV4512X4L**	—	Yellow (YL), Black (BL)
12x4 Outside Vertical 90° Angle Fitting			
FROVRA12X4L**	Attaches to a 12x4 channel and/or fitting to create a 90° vertical turn down from a straight horizontal run. Accepts split cover FROVRASC12L**	(2 pcs.) FRBC12X4L**	Yellow (YL), Black (BL)
Split Cover for 12x4 Outside Vertical 90° Angle Fitting			
FROVRASC12L**	Split cover for the outside vertical 90° angle fitting FROVRA12X4L**	—	Yellow (YL), Black (BL)

**Insert colors Yellow (YL) or Black (BL)



FRT12X4LYL



FRTSC12LYL




FRH4512X4LYL




FRH45SC12LYL



FRR12X4LYL



FRT12X4W4LYL



FRT12X4W6LYL



FRTSC12W6LYL



FROV4512X4LYL



FROV45SC12LYL



FROVRA12X4LYL



FROVRASC12LYL

Product Showcase

Copper Systems

Fiber Systems

Industrial Networks

Audio Video Systems

Keystone Cabling Systems

Cabinets, Thermal Mgmt, Racks, Enclosures & Cable Mgmt

Power Management

Cable Management Accessories

Cable Routing Systems

Electrical Solutions for Network Infrastructure

Part Number Index

12x4 FiberRunner® System Fittings (continued)

Part Number	Description	Couplers Required	Color**
12x4 Inside Vertical 45° Fitting and Cover			
FRIV4512X4L**	Attaches to a 12x4 channel and/or fittings to create a 45° upward angle from a straight horizontal run. Used with outside vertical 45° angle fitting FROV4512X4L** to change level of a straight horizontal run. Includes cover	(2 pcs.) FRBC12X4L**	Yellow (YL), Black (BL)
12x4 End Cap Fitting			
FREC12X4L**	Used for closing off open ends of the channel or fittings	—	Yellow (YL), Black (BL)

**Insert colors Yellow (YL) or Black (BL)

12x4 FiberRunner® System Spillouts

- Spill-overs allow safe transition from horizontal to vertical runs
- 2-inch (50.8mm) bend radius control
- Transition to channel, slotted channel, and corrugated loom tubing

Part Number	Description	Couplers Required	Color**
12x4 Vertical Tee			
FRVT12X4L**	Attaches to a 12x4 channel and/or fittings to create a 90° vertical drop from a horizontal run. Hinged door included. Accepts snap-on cover FRHC12L**6 in conjunction with channel	(2 pcs.) FRBC12X4L** (1 pc.) FRBC6X4L**	Yellow (YL), Black (BL)

3-Sided BRC Trumpet Spillout for 6x4 Exit

FRTR12X4L**	Used to limit the bend radius of the cable to 3.0" (76.2mm) when exiting from the 12x4 channel or a 12x4 horizontal tee	(1 pc.) FRBC12X4L**	Yellow (YL), Black (BL)
--------------------	---	------------------------	----------------------------

Spill-Over Junction with 2x2 Exit for 12x4 Channel

FRSPJ2X2L**	The FiberRunner 2x2 Spill-Over Junction Fitting is used in cable routing systems. It assembles onto 4x4, 6x4, 12x4, or 24x4 FiberRunner Channels. It mounts directly to the existing installation with no alteration required	—	Yellow (YL), Black (BL)
--------------------	---	---	----------------------------

Cover for Spill-Over Junction with 2x2 Exit for 12x4 Channel

FRSPJC212L**	Used to fill enclose channel in conjunction with the spill-over junction FRSPJ2X2L**	—	Yellow (YL), Black (BL)
---------------------	--	---	----------------------------

Spill-Over Junction with 4x4 Exit for 12x4 Channel

FRSPJ4X4L**	The FiberRunner 4x4 Spill-Over Junction is used to fully enclose 4x4, 6x4, 12x4, or 24x4 channels. It mounts directly to the existing installation with no alteration required	—	Yellow (YL), Black (BL)
--------------------	--	---	----------------------------

Cover for Spill-Over Junction with 4x4 Exit for 12x4 Channel

FRSPJC412L**	Used to fully enclose 12x4 channel in conjunction with the spill-over junction FRSPJ4X4L**	—	Yellow (YL), Black (BL)
---------------------	--	---	----------------------------

Innerduct Transition Fitting

FITF12X4	Attaches to the end of a channel or fitting to transition up to ten pieces of solid 1.5" (38mm) inside Dia. innerduct	—	Yellow (YL), Black (BL)
-----------------	---	---	----------------------------

12x4 Y-Reducer Fitting for 6x4 Exit

FRY126L**	Attaches any 12x4 FiberRunner Fitting or Channel to two 6x4 FiberRunner Channels	(1 pc.) FRBC12X4L** (2 pcs.) FRBC6X4L**	Yellow (YL), Black (BL)
------------------	--	--	----------------------------

Reducer Cover for the 12x4 Y-Reducer Fitting

FRY126SCL**	Reducer cover for the Y-reducer fitting FRY126L**	—	Yellow (YL), Black (BL)
--------------------	---	---	----------------------------

Reducer 12x4 Fitting to 6x4 Exit

FRRF126LS**	Attaches any FiberRunner 12X6 Fitting or Channel to any 6X4 FiberRunner Fitting or Channel. It accepts FRRF126SCL**	(1 pc.) FRBC12X6L** (1 pc.) FRBC6X4L**	Yellow (YL), Black (BL)
--------------------	---	---	----------------------------

**Insert colors Yellow (YL) or Black (BL)



FRIV4512X4LYL



FREC12X4LYL



FRVT12X4LYL



FRTR12X4LYL



FRSPJ2X2LYL



FRSPJC212LYL



FRSPJ4X4LYL



FRSPJC412LYL



FITF12X4



FRY126LYL



FRY126SCLYL



FRRF126LSYL

Product Showcase

Copper Systems

Fiber Systems

Industrial Networks

Audio Video Systems

Keystone Cabling Systems

Cabinets, Thermal Mgmt, Racks, Enclosures & Cable Mgmt

Power Management

Cable Management Accessories

Cable Routing Systems

Electrical Solutions for Network Infrastructure

Part Number Index

12x4 FiberRunner® System Spillouts *(continued)*

Part Number	Description	Couplers Required	Color**
Split Cover for Reducer 12x4 Fitting to 6x4 Exit			
FRRF126SCL**	Split cover for reducer fitting FRRF126LS**	—	Yellow (YL), Black (BL)
Left Reducer 12x4 Fitting to 6x4 Exit			
FRRF126LS**	Attaches any 12x4 FiberRunner Fitting or Channel to any 6x4 FiberRunner Fitting or Channel. It accepts split cover FRRF126LSCL**	(1 pc.) FRBC12X6L** (1 pc.) FRBC6X4L**	Yellow (YL), Black (BL)
Split Cover for Left Reducer 12x4 Fitting to 6x4 Exit			
FRRF126LSCL**	Split cover for the reducer fitting FRRF126L**	—	Yellow (YL), Black (BL)
Right Reducer 12x4 Fitting to 6x4 Exit			
FRRF126RL**	Attaches any 12x4 FiberRunner Fitting or Channel to any 6x4 FiberRunner Fitting or Channel. It accepts split cover FRRF126RSCL**	(1 pc.) FRRF126L** (1 pc.) FRBC6X4L**	Yellow (YL), Black (BL)
Split Cover for Right Reducer 12x4 Fitting to 6x4 Exit			
FRRF126RSCL**	Split cover for the reducer fitting FRRF126RL**	—	Yellow (YL), Black (BL)

**Insert colors Yellow (YL) or Black (BL)

12x4 Cable Retainer

FRCR12LBL-X ●	Holds cable in the channel when the cover is not used	—	Black
----------------------	---	---	-------

-X indicates bulk packaged with 10 pieces per package to reduce single-use plastic

12x4 FiberRunner® Mounting Brackets

Part Number	Description	For Threaded Rod Size
Top Support Adjustable "C" QuikLock Bracket		
FR12ACB12N	Used to support the 12x4 system from any new threaded rod extending down directly from the ceiling, grid, or ladder rack system. Two position height adjustments to accommodate system with or without hinged cover. Bracket is secured to threaded rod with two nuts. The pre-assembled slide clamps enable fast assembly to channel	0.5"
FR12ACB58		0.625"
Adjustable Cabinet Bracket		
FR12ACAB	The FiberRunner QuikLock Adjustable Cabinet Bracket is used to support the 12x4 system, dual 6x4, or dual 4x4 systems by attaching to the top of the cabinets	0.5"
Adjustable Ladder Rack Bracket		
FR12ALB	Used to support the 12x4 system by attaching to any 0.375" (9.5mm) x 1.5" (38.1mm) or 0.375" (9.5mm) x 2" (50.8mm) ladder rack rail. Adjustable to nine incremental positions from 4" (101mm) to 12" (305mm) above or below the ladder rack	—
Existing Threaded Rod QuikLock Bracket		
FR12TRBE58	Used to support the 12x4 system from existing threaded rod installations	0.625"
FR12TRBE58M		16mm
New Threaded Rod QuikLock Bracket		
FR12TRBN58	Used to support the 12x4 systems from any new threaded rod installations	0.625"
Center Support QuikLock Bracket		
FR12CS12	Used to support the 12x4 systems from below with new threaded rod	0.5"
FR12CS58		0.625"
FR12CS12M		12mm
Trapeze QuikLock Bracket		
FR12TB12	Used to support the 12x4 system by spanning two threaded rod drops that are 18" apart. Can be installed from above or below. Bracket is secured to each threaded rod with two nuts. The pre-assembled slide clamps enable fast assembly to channel	0.5"
FR12TB58		0.625"
FR12TB12M		12mm

● = Packaged with reduced Single-Use Plastic



FRRF126SCLYL



FRRF126LSCLYL



FRRF126RLYL



FRRF126RSCLYL



FRCR12LBL-X



FR12ACAB



FR12ALB



FR12TRBN58

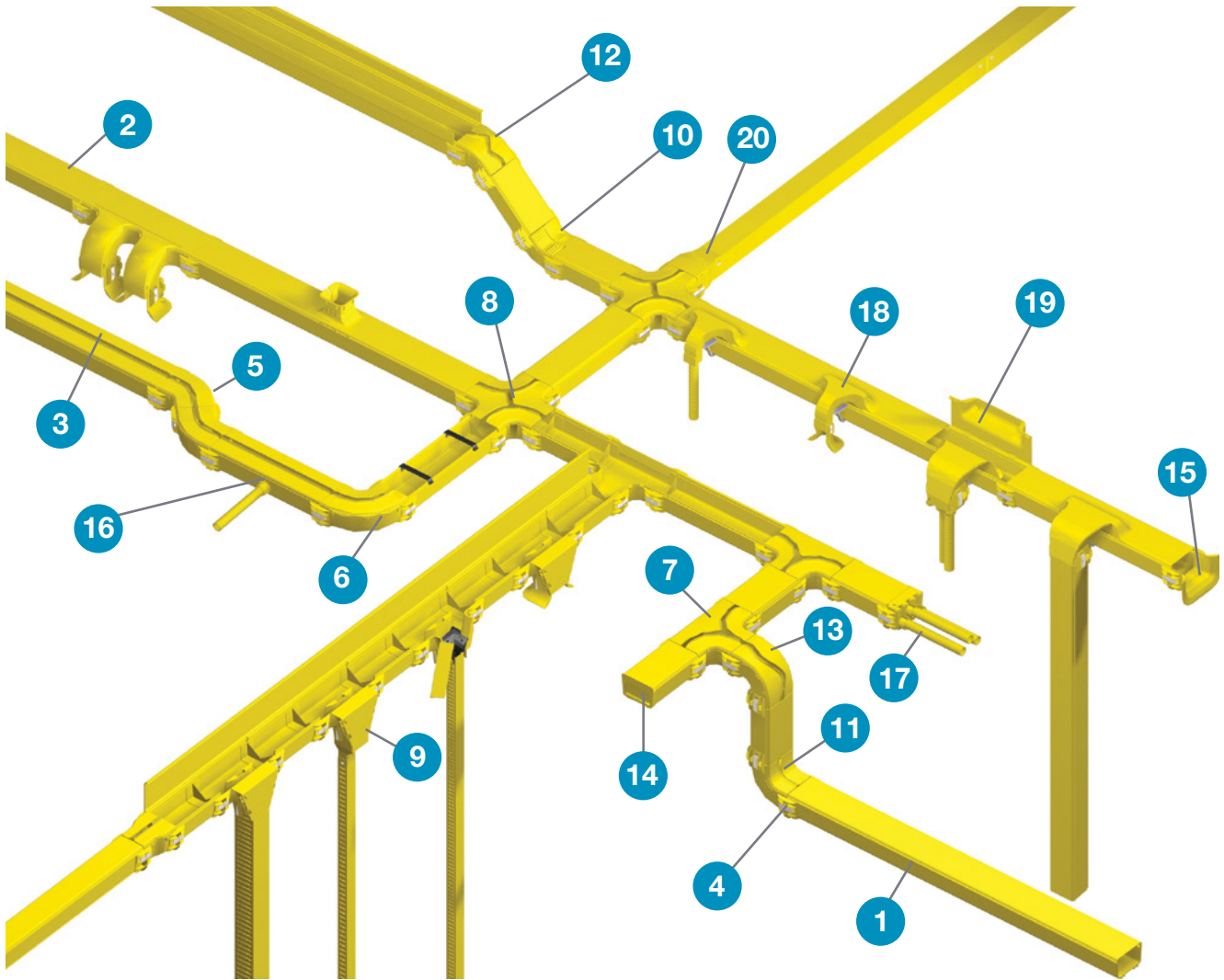


FR12CS58



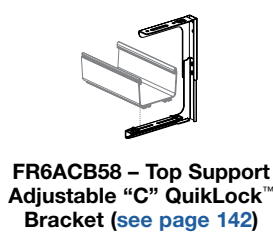
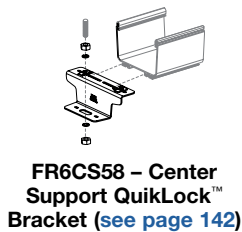
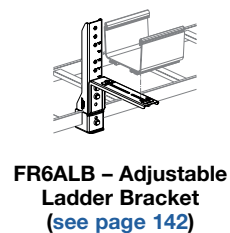
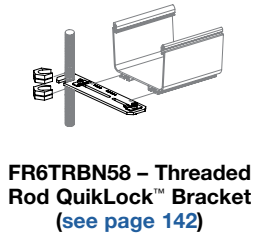
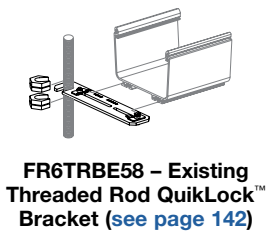
FR12TB58


















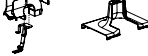


6x4 FiberRunner® Routing System Roadmap



- Product Showcase
- Copper Systems
- Fiber Systems
- Industrial Networks
- Audio Video Systems
- Keystone Cabling Systems
- Cabinets, Thermal Mgmt, Racks, Enclosures & Cable Mgmt
- Power Management
- Cable Management Accessories
- Cable Routing Systems
- Electrical Solutions for Network Infrastructure
- Part Number Index

4x4 and 6x4 FiberRunner® Mounting Brackets



Product Showcase	1		FR6X4**10 – 6x4 Channel (see page 133)
	2		FRHC6**10 – 6x4 Snap-On Hinged Cover (see page 133)
Copper Systems	3		FRSHC6**10 – 6x4 Split Hinged Cover (see page 133)
	4		FRBC6X4L** – 6x4 QuikLock Coupler (see page 133)
Fiber Systems	5		FRH456X4L** – 6x4 Horizontal 45° Angle Fitting and FRH45SC6L** – Split Cover (see page 134)
	6		FRR46X4L** – 6x4 Horizontal 90° Angle Fitting and FRRASC6L** – Split Cover (see page 134)
Industrial Networks	7		FRT6X4L** – 6x4 Horizontal Tee Fitting and FRTSC6L** – Split Cover (see page 134)
	8		FRFWC6X4L** – 6x4 4-Way Cross Fitting and FRFWCSC6L** – Split Cover (see page 133)
Audio Video Systems	9		FRVT6X4L** – 6x4 Vertical Tee (see page 135)
Keystone Cabling Systems	10		FRIV456X4L** – 6x4 Inside Vertical 45° Angle Fitting (see page 135)
	11		FRIVRA6X4L** – 6x4 Inside Vertical 90° Angle Fitting (see page 135)
Cabinets, Thermal Mgmt, Racks, Enclosures & Cable Mgmt	12		FROV456X4L** – 6x4 Outside Vertical 45° Angle Fitting and FROV45SC6L** – Split Cover (see page 134)
	13		FROVRA6X4L** – 6x4 Outside Vertical 90° Angle Fitting and FROVRASC6L** – Split Cover (see page 134)
Power Management	14		FREC6X4L** – 6x4 End Cap Fitting (see page 134)
	15		FRTR6X4L** – 3-Sided BRC Trumpet Spillover for 6x4 Exit (see page 135)
Cable Management Accessories	16		FR1.5IDEL** – 1-Port Spillover Side Exit to 1.5" (38mm) Inside Diameter Corrugated Tubing (see page 147)
	17		FRIDT6X4L** – 3-Port Spillover to 1.5" (38mm) Inside Diameter Corrugated Tubing (see page 141)
Cable Routing Systems	18		FRSPJ2X2L** – Spill-Over Junction with 2x2 Exit (see page 147) and FRSPJC26L** – Cover for 6x4 System (see page 136)
	19		FRSPJ4X4L** – Spill-Over Junction with 4x4 Exit (see page 141) and FRSPJC46L** – Cover for 6x4 System (see page 136)
Electrical Solutions for Network Infrastructure	20		FRRF6FR4L** – 6x4 to 4x4 FiberRunner Reducer Fitting and FRRF6FR4SCL** – Split Cover (see page 135)
Part Number Index			

6x4 FiberRunner® Routing System – Channel and Covers

- Robust, large capacity 6x4 system ideal for use with large cable counts
- Multiple spillout options provide versatility to mate to various equipment and rack configurations
- QuikLock Couplers and Brackets reduce system installation time dramatically
- Channel, covers, fittings and other non-metallic system components made from V-0 flame class rated material
- Compatible with all sizes of FiberRunner Routing Systems, Cable Management, and Racks
- Compliant with the applicable tests in Telcordia GR-63-CORE Network Equipment Building Systems (NEBS) Level 3

Part Number	Description	Color**
6x4 Channels		
FR6X4**10	Used to carry the cables horizontally throughout the system. Accepts hinged cable retainers FRCR6BL-X, hinged cover FRHC6**10 or split hinged cover FRSHC6**10. Use QuikLock Coupler FRBC6X4L** to attach channel and/or fittings	Yellow (YL), Black (BL)
6x4 Snap-On Hinged Cover		
FRHC6**10	Hinge feature enables positioning of cover at angles between 30° and 90°	Yellow (YL), Black (BL)

**Insert colors Yellow (YL) or Black (BL)



6x4 FiberRunner® QuikLock™ Coupler

- Pre-assembled to provide fast mechanical assembly of components
- No tools required for installation; bolts loosen for component disassembly

Part Number	Description	Color**
FRBC6X4L**	Coupler quickly joins two sections of channel and/or fittings	Yellow (YL), Black (BL)
FRBC6X4L**-E ●		

-E indicates 20 couplers per package to reduce single-use plastic



6x4 FiberRunner® System Fittings

- Minimum 2-inch (50.8mm) bend radius control fittings
- Protect against signal loss and performance degradation
- Assemble using FRBC QuikLock Couplers
- Split covers snap onto each fitting

Part Number	Description	Couplers Required	Color**
6x4 4-Way Cross Fitting			
FRFWC6X4L**	Attaches to a 6x4 channel and/or fittings to create a horizontal 4-way cross intersection. Accepts split cover FRFWCSC6L**	(4 pcs.) FRBC6X4L**	Yellow (YL), Black (BL)

**Insert colors Yellow (YL) or Black (BL)



● = Packaged with reduced Single-Use Plastic

- Product Showcase
- Copper Systems
- Fiber Systems
- Industrial Networks
- Audio Video Systems
- Keystone Cabling Systems
- Cabinets, Thermal Mgmt, Racks, Enclosures & Cable Mgmt
- Power Management
- Cable Management Accessories
- Cable Routing Systems
- Electrical Solutions for Network Infrastructure
- Part Number Index

6x4 FiberRunner® System Fittings (continued)

Part Number	Description	Couplers Required	Color**
Split Cover for 6x4 4-Way Cross Fitting			
FRFWCSC6L**	Split cover for the 4-way cross fitting FRFWC6X4L**	—	Yellow (YL), Black (BL)
6x4 Horizontal Tee Fitting			
FRT6X4L**	Attaches to a 6x4 channel and/or fittings to create a 90° horizontal branch from a straight horizontal run. Accepts split cover FRTSC6L**	(3 pcs.) FRBC6X4L**	Yellow (YL), Black (BL)
Split Cover for 6x4 Horizontal Tee Fitting			
FRTSC6L**	Split cover for the horizontal tee fitting FRT6X4L**	—	Yellow (YL), Black (BL)
6x4 Horizontal 45° Angle Fitting			
FRH456X4L**	Attaches to a 6x4 channel and/or fittings to create a 45° horizontal turn from a straight horizontal run. Accepts split cover FRH45SC6L**	(2 pcs.) FRBC6X4L**	Yellow (YL), Black (BL)
Split Cover for 6x4 Horizontal 45° Angle Fitting			
FRH45SC6L**	Split cover for the horizontal 45° angle fitting FRH456X4L**	—	Yellow (YL), Black (BL)
6x4 Horizontal 90° Angle Fitting			
FRR6X4L**	Attaches to a 6x4 channel and/or fittings to create a 90° horizontal turn from a straight horizontal run. Accepts split cover FRRASC6L**	(2 pcs.) FRBC6X4L**	Yellow (YL), Black (BL)
Split Cover for 6x4 Horizontal 90° Angle Fitting			
FRRASC6L**	Split cover for the horizontal right angle fitting FRR6X4L*	—	Yellow (YL), Black (BL)
6x4 Outside Vertical 45° Angle Fitting			
FROV456X4L**	Attaches to a 6x4 channel and/or fittings to create a 45° upward angle from a straight horizontal run. Used with outside vertical 45° angle fitting FROV456X4L** to change level of a straight horizontal run. Includes split cover	(2 pcs.) FRBC6X4L**	Yellow (YL), Black (BL)
Split Cover for 6x4 Outside Vertical 45° Angle Fitting			
FROV45SC6L**	Split cover for the outside vertical 45° angle fitting FROV456X4L**	—	Yellow (YL), Black (BL)
6x4 Outside Vertical 90° Angle Fitting			
FROVRA6X4L**	Attaches to a 6x4 channel and/or fittings to create a 90° vertical turn down from a straight horizontal run. Accepts split cover FROVRASC6L**	(2 pcs.) FRBC6X4L**	Yellow
Split Cover for 6x4 Outside Vertical 90° Angle Fitting			
FROVRASC6L**	Split cover for the outside vertical right angle fitting FROVRA6X4L**	—	Yellow

**Insert colors Yellow (YL) or Black (BL)



FRFWCSC6LYL



FRT6X4LYL



FRTSC6LYL



FRH456X4LYL



FRH45SC6LYL



FRR6X4LYL



FRRASC6LYL



FROV456X4LYL



FROV45SC6LYL



FROVRA6X4LYL

6x4 FiberRunner® System Fittings (continued)

Part Number	Description	Couplers Required	Color**
6x4 Inside Vertical 45° Angle Fitting			
FRIV456X4L**	Attaches to a 6x4 channel and/or fittings to create a 45° upward angle from a straight horizontal run. Used with outside vertical 45° angle fitting FROV456X4L** to change level of a straight horizontal run. Includes split cover	(2 pcs.) FRBC6X4LYL	Yellow (YL), Black (BL)
6x4 Inside Vertical 90° Angle Fitting			
FRIVRA6X4L**	Attaches to a 6x4 channel and/or fittings to create a 90° upward angle from a straight horizontal run. Used with outside vertical 90° angle fitting FROVRA6X4L** to change level of a straight horizontal run. Includes split cover	(2 pcs.) FRBC6X4L**	Yellow (YL), Black (BL)
6x4 to 4x4 Reducer Fitting			
FRRF6FR4L**	Attaches any 6x4 FiberRunner Fitting or Channel to any 4x4 FiberRunner Fitting or Channel. Accepts split cover FRRF6FR4SCL**	(1 pc.) FRBC6X4L** (1 pc.) FRBC4X4L**	Yellow (YL), Black (BL)
Split Cover for 6x4 to 4x4 Reducer Fitting			
FRRF6FR4SCL**	Split cover for the 6x4 FiberRunner to 4x4 FiberRunner Reducer Fitting FRRF6FR4L**	—	Yellow (YL), Black (BL)
6x4 End Cap Fitting			
FREC6X4L**	Used for closing off open ends of the channel or fittings	—	Yellow (YL), Black (BL)

**Insert colors Yellow (YL) or Black (BL)



FRIV456X4LYL



FRIVRA6X4LYL



FRRF6FR4LYL



FRRF6FR4SCLYL



FREC6X4LYL

6x4 FiberRunner® System Spillouts

- Spill-overs allow safe transition from horizontal to vertical runs
- 2-inch (50.8mm) bend radius control
- Transition to channel, slotted channel, and corrugated loom tubing

Part Number	Description	Couplers Required	Color**
6x4 Vertical Tee			
FRVT6X4L**	Attaches to a 6x4 channel and/or fittings to create 90° vertical drop from a straight horizontal run. Hinged door included. Accepts snap-on cover FRHC6L**6 in conjunction with channel	2 (pcs.) FRBC6X4L**	Yellow (YL), Black (BL)
3-Sided BRC Trumpet Spillout for 6x4 Exit			
FRTR6X4L**	Used to limit the bend radius of the cable to 2.0" (50.8mm) when exiting from 6x4 channel, 6x4 horizontal tee fitting, or 6x4 exit on 12x4 vertical tee	(1 pc.) FRBC6X4L**	Yellow (YL), Black (BL)
3-Port Spillout to 1.5 inches (38mm) Inside Diameter Corrugated Tubing			
FRIDT6X4L**	Used to route cable into three separate pieces of 1.5" (38mm) Dia. split corrugated tubing. Used with FRVT12X4L** or any 6x4 fitting	(1 pc.) FRBC6X4L**	Yellow (YL), Black (BL)

**Insert colors Yellow (YL) or Black (BL)



FRVT6X4YL



FRTR6X4LYL



FRIDT6X4LYL

FRIDT6X4LYL

- Product Showcase
- Copper Systems
- Fiber Systems
- Industrial Networks
- Audio Video Systems
- Keystone Cabling Systems
- Cabinets, Thermal Mgmt, Racks, Enclosures & Cable Mgmt
- Power Management
- Cable Management Accessories
- Cable Routing Systems
- Electrical Solutions for Network Infrastructure
- Part Number Index

6x4 FiberRunner® System Spillouts *(continued)*

Part Number	Description	Couplers Required	Color**
-------------	-------------	-------------------	---------

Dual Downspout with Throat Covers

FRDDS6X4L**	Attaches to a 6x4 channel and/or fitting to create two 90° 4x4 downward transitions from a horizontal run. The fitting maintains a 2.0" (50.8mm) bend radius control throughout the transition to the vertical downspouts. It includes two snap-on throat covers for the dual downspouts	—	Yellow (YL), Black (BL)
--------------------	--	---	-------------------------



FRDDS6X4LYL

6x4 Dual Downspout Cover

FRDSSH6L**	Used to fully enclose the 6x4 dual downspout fitting FRDDS6X4L**	—	Yellow (YL), Black (BL)
-------------------	--	---	-------------------------



FRDSSH6LYL

Cover for Spill-Over Junction with 2x2 Exit for 6x4 Channel

FRSPJC26L**	Assembles onto 4x4, 6x4, 12x4, or 24x4 FiberRunner Channel, spilling over the side into a 2x2 vertical exit. Requires coupler to attach 2x2 FiberRunner and fittings to the vertical exit	(1 pc.) FBC2X2L**	Yellow (YL), Black (BL)
--------------------	---	-------------------	-------------------------



FRSPJC26LYL

Spill-Over Junction with 4X4 Exit for 6x4 Channel

FRSPJ4X4L**	The FiberRunner 4x4 Spill-Over Junction is used to fully enclose 4x4, 6x4, 12x4, or 24x4 channels. It mounts directly to the existing installation with no alteration required	—	Yellow (YL), Black (BL)
--------------------	--	---	-------------------------



FRSPJ4X4LYL

Cover for Spill-Over Junction with 4x4 Exit for 6x4 Channel

FRSPJC46L**	Used to fully enclose 6x4 channel in conjunction with the spill-over junction FRSPJ4X4L**	—	Yellow (YL), Black (BL)
--------------------	---	---	-------------------------



FRSPJC46LYL

**Insert colors Yellow (YL) or Black (BL)

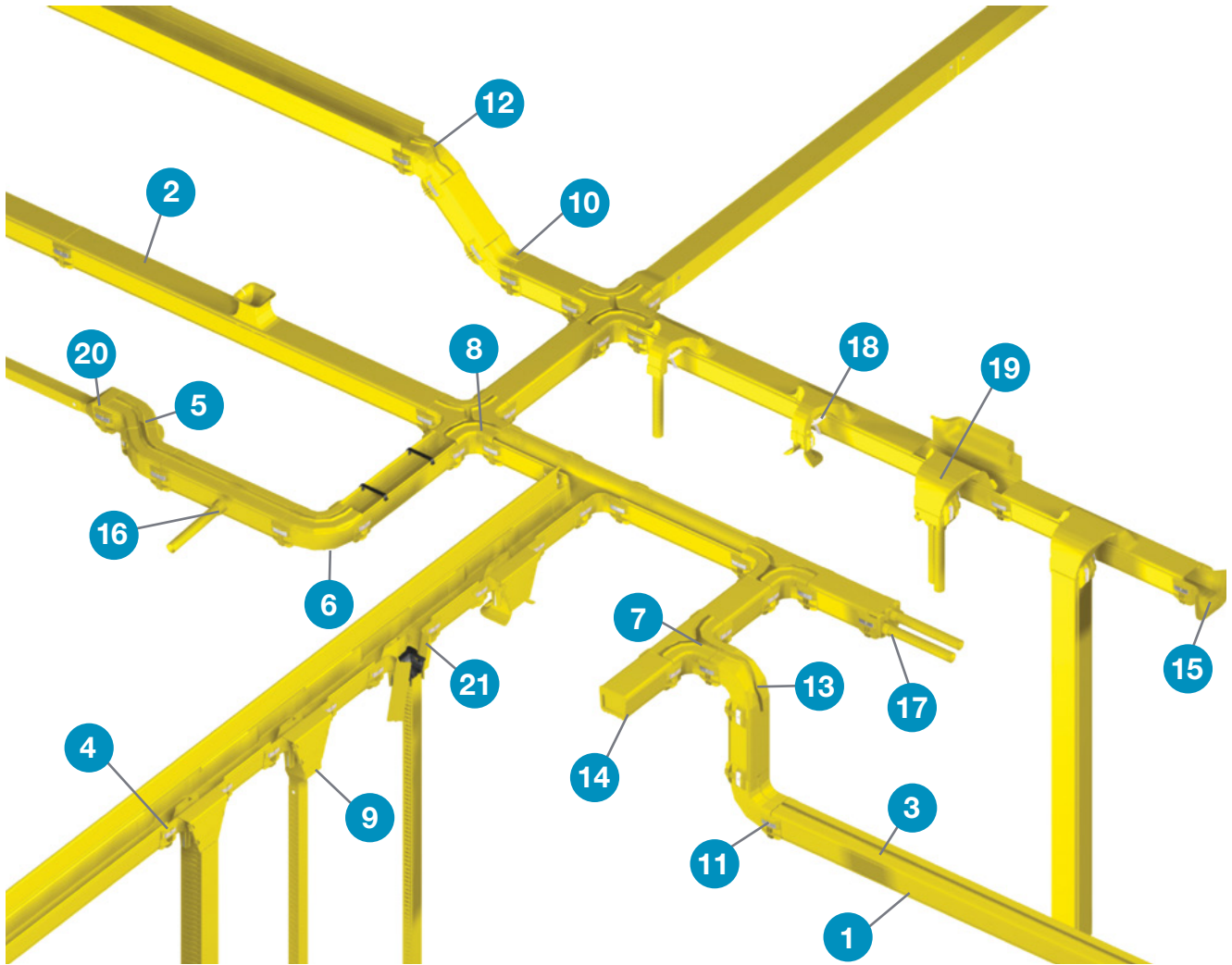
6x4 Cable Retainer

FRCR6LBL-X	Holds cable in the channel when cover is not used	—	Black
-------------------	---	---	-------

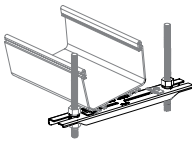


FRCR6LBL-X

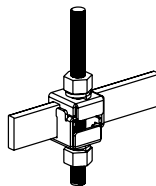
4x4 FiberRunner® Routing System Roadmap



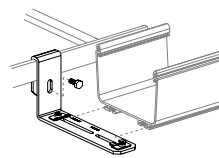
4x4 and 6x4 FiberRunner® Mounting Brackets



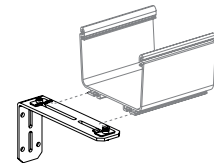
FR6TB38 – Trapeze QuikLock™ Bracket
(see page 142)



F2PCLB – Two-Piece Ladder Rack Bracket for Attaching Threaded Rod to 1.5 inches – 2 inches Ladder Rack
(see page 148)
























FR6LRB – Ladder Rack Bracket
(see page 142)



FR6LB – "L" Wall Mount QuikLock™ Bracket
(see page 142)

- Product Showcase
- Copper Systems
- Fiber Systems
- Industrial Networks
- Audio Video Systems
- Keystone Cabling Systems
- Cabinets, Thermal Mgmt, Racks, Enclosures & Cable Mgmt
- Power Management
- Cable Management Accessories
- Cable Routing Systems
- Electrical Solutions for Network Infrastructure
- Part Number Index

Product Showcase	1		FR4X4**10 – 4x4 Channel (see page 139)
	2		FRHC4**10 – 4x4 Snap-On Hinged Cover (see page 139)
Copper Systems	3		FRSHC4**10 – 4x4 Split Hinged Cover (see page 139)
	4		FRBC4X4L** – 4x4 QuikLock Coupler (see page 139)
Fiber Systems	5		FRH454X4L** – 4x4 Horizontal 45° Angle Fitting and FRH45SC4L** – Split Cover (see page 140)
	6		FRR44X4L** – 4x4 Horizontal 90° Angle Fitting and FRRASC4L** – Split Cover (see page 140)
Industrial Networks	7		FRT4X4L** – 4x4 Horizontal Tee Fitting and FRTSC4L** – Split Cover (see page 139)
	8		FRFWC4X4L** – 4x4 4-Way Cross Fitting and FRFWCSC4L** – Split Cover (see page 139)
Audio Video Systems	9		FRVT4X4L** – 4x4 Vertical Tee (see page 141)
	10		FRIV454X4L** – 4x4 Inside Vertical 45° Angle Fitting (see page 139)
Keystone Cabling Systems	11		FRIVRA4X4L** – 4x4 Inside Vertical 90° Angle Fitting (see page 140)
Cabinets, Thermal Mgmt, Racks, Enclosures & Cable Mgmt	12		FROV454X4L** – 4x4 Outside Vertical 45° Angle Fitting and FROV45SC4L** – Split Cover (see page 140)
	13		FROVRA4X4L** – 4x4 Outside Vertical 90° Angle Fitting and FROVRASC4L** – Split Cover (see page 140)
Power Management	14		FREC4X4L** – 4x4 End Cap Fitting (see page 140)
	15		FRTR4X4L** – 3-Sided BRC Trumpet Spillout for 4x4 FiberRunner Exit (see page 141)
Cable Management Accessories	16		FR1.5IDEL** – 1-Port Spillout Side Exit to 1.5" (38mm) Inside Diameter Corrugated Tubing (see page 147)
	17		FRIDT4X4L** – 2-Port Spillout to 1.5" (38mm) Inside Diameter Corrugated Tubing (see page 141)
Cable Routing Systems	18		FRSPJ2X2L** – Spill-Over Junction with 2x2 Exit and FRSPJC24L** – Cover for 4x4 System (see page 141)
	19		FRSPJ4X4L** – Spill-Over Junction with 4x4 Exit and FRSPJC44L** – Cover for 4x4 System (see page 141)
Electrical Solutions for Network Infrastructure	20		FRRF4FD2L** – 4x4 FiberRunner System to 2x2 Reducer Fitting with Cover (see page 140)
Part Number Index	21		FRLPR42LBL – Low Profile Reducer 4x4 to 2x2 for Vertical Tee (see page 147)

**Color options: Yellow (YL) and Black (BL)

Visit www.panduit.com for additional product information.

4x4 FiberRunner® Routing System – Channels and Covers

- Robust 4x4 system ideal for use with smaller cable counts
- Multiple spillout options provide versatility to mate to various equipment and rack configurations
- QuikLock Couplers and Brackets reduce system installation time dramatically
- Channel, covers, fittings and other non-metallic system components made from V-0 flame class rated material
- Compatible with all sizes of FiberRunner Routing Systems, Cable Management, and Racks
- Compliant with the applicable tests in Telcordia GR-63-CORE Network Equipment Building Systems (NEBS) Level 3

Part Number	Description	Color**
4x4 Channels		
FR4X4**10	Used to carry the cables horizontally throughout the system. Accepts hinged cable retainers FRCR4LBL-X, hinged cover FRHC4LYL10, or split hinged cover FRSHC4L**10. Use QuikLock Coupler FRBC4X4L** to attach channel and/or fittings	Yellow (YL), Black (BL)



FR4X4YL10



FRHC4YL10

4x4 Snap-On Hinged Cover

FRHC4**10	Snap-on hinged cover for channel FR4X4**10. Hinge feature enables positioning of cover at angles between 30° to 90°	Yellow (YL), Black (BL)
------------------	---	-------------------------

**Insert colors Yellow (YL) or Black (BL)

4x4 FiberRunner® QuikLock™ Coupler

- Pre-assembled to provide fast mechanical assembly of components
- No tools required for installation; bolts loosen for component disassembly

Part Number	Description	Color**
FRBC4X4L**	Pre-assembled coupler quickly joins two sections of channel and/or fittings	Yellow (YL), Black (BL)
FRBC4X4L**-E		



**Insert colors Yellow (YL) or Black (BL)

-E indicates 20 couplers per package to reduce single-use plastic

4x4 FiberRunner® System Fittings

- Minimum 2-inch (50.8mm) bend radius control fittings
- Protects against signal loss and performance degradation
- Assemble using FRBC QuikLock Couplers
- Split covers snap onto each fitting

Part Number	Description	Couplers Required	Color**
4x4 4-Way Cross Fitting			
FRFWC4X4L**	Attaches to a 4x4 channel and/or fittings to create a horizontal 4-way cross intersection. Accepts split cover FRFWCSC4L**	(4 pcs.) FRBC4X4L**	Yellow (YL), Black (BL)
Split Cover for 4x4 4-Way Cross Fitting			
FRFWCSC4L**	Split cover for the 4-way cross fitting FRFWC4X4L**	—	Yellow (YL), Black (BL)
4x4 Horizontal Tee Fitting			
FRT4X4L**	Attaches to a 4x4 channel and/or fittings to create 90° horizontal branch from straight horizontal runs. Accepts split cover FRTSC4L**	(3 pcs.) FRBC4X4L**	Yellow (YL), Black (BL)



FRFWC4X4LYL



FRFWCSC4LYL



FRT4X4LYL

**Insert colors Yellow (YL) or Black (BL)

● = Packaged with reduced Single-Use Plastic

- Product Showcase
- Copper Systems
- Fiber Systems
- Industrial Networks
- Audio Video Systems
- Keystone Cabling Systems
- Cabinets, Thermal Mgmt, Racks, Enclosures & Cable Mgmt
- Power Management
- Cable Management Accessories
- Cable Routing Systems
- Electrical Solutions for Network Infrastructure
- Part Number Index

4x4 FiberRunner® System Fittings

Part Number	Part Description	Couplers Required	Color**
Split Cover for 4x4 Horizontal Tee Fitting			
FRTSC4L**	Split cover for the horizontal tee fitting FRT4X4LYL	—	Yellow (YL), Black (BL)
4x4 Horizontal 45° Angle Fitting			
FRH454X4L**	Attaches to a 4x4 channel and/or fittings to create a 45° horizontal turn from a straight horizontal run. Accepts split cover FRH45SC4L**	(2 pcs.) FRBC4X4L**	Yellow (YL), Black (BL)
Split Cover for 4x4 Horizontal 45° Angle Fitting			
FRH45SC4L**	Split cover for the horizontal 45° angle fitting FRH454X4L**	—	Yellow (YL), Black (BL)
4x4 Horizontal 90° Angle Fitting			
FRR44X4L**	Attaches to a 4x4 channel and/or fitting to create a 90° horizontal turn from a straight horizontal run. Accepts split cover FRRASC4L**	(2 pcs.) FRBC4X4L**	Yellow (YL), Black (BL)
Split Cover for 4x4 Horizontal 90° Angle Fitting			
FRRASC4L**	Split cover for the horizontal right angle fitting FRR44X4LYL	—	Yellow (YL), Black (BL)
4x4 Outside Vertical 45° Angle Fitting			
FROV454X4L**	Attaches to a 4x4 channel and/or fittings to create a 45° downward angle from a horizontal run. Used with inside vertical 45° angle fitting FRIV454X4L** to change level of a straight horizontal run. Accepts split cover FROV45SC4L**	(2 pcs.) FRBC4X4L**	Yellow (YL), Black (BL)
Split Cover for 4x4 Outside Vertical 45° Angle Fitting			
FROV45SC4L**	Split cover for the outside vertical 45° angle fitting FROV454X4L**	—	Yellow (YL), Black (BL)
4x4 Outside Vertical 90° Angle Fitting			
FROVRA4X4L**	Attaches to a 4x4 channel and/or fittings to create a 90° vertical turn down from a straight horizontal run. Accepts split cover FROVRASC4L**	(2 pcs.) FRBC4X4L**	Yellow (YL), Black (BL)
Split Cover for 4x4 Outside Vertical 90° Angle Fitting			
FROVRASC4L**	Split cover for the outside vertical 90° angle fitting FROVRA4X4L**	—	Yellow (YL), Black (BL)
4x4 Inside Vertical 45° Angle Fitting			
FRIV454X4L**	Attaches to a 4x4 channel and/or fittings to create a 45° upward angle from a horizontal run. Used with outside vertical 45° angle fitting FROV454X4LYL to change level of a straight horizontal run. Includes split cover	(2 pcs.) FRBC4X4L**	Yellow (YL), Black (BL)
4x4 Inside Vertical 90° Angle Fitting			
FRIVRA4X4L**	Attaches to a 4x4 channel and/or fittings to create a 90° upward angle from a straight horizontal run. Used with outside vertical 90° angle fitting FROVRA4X4L** to change level of a straight horizontal run. Includes split cover	(2 pcs.) FRBC4X4L**	Yellow (YL), Black (BL)
4x4 to 2x2 Reducer Fitting with Cover			
FRRF4FD2L**	Attaches any 4x4 FiberRunner Fitting or Channel to any 2x2 FiberRunner Channel	(1 pc.) FRBC4X4L**	Yellow (YL), Black (BL)
4x4 End Cap Fitting			
FREC4X4L**	Used for closing off open ends of the channel or fittings	—	Yellow (YL), Black (BL)

**Insert colors Yellow (YL) or Black (BL)



FRTSC4LYL



FREC4X4LYL



FRH45SC4LYL



FRRA4X4LYL



FRRASC4LYL



FROV454X4LYL



FROV45SC4LYL



FROVRA4X4LYL



FROVRASC4LYL



FRIV45X4LYL



FRIVRA4X4LYL



FRRF4FD2LYL



FRH454X4LYL

4x4 FiberRunner® System Spillouts

- Spill-overs allow safe transition from horizontal to vertical runs
- 2-inch (50.8mm) bend radius control
- Transition to channel, slotted channel, and corrugated loom tubing

Part Number	Description	Couplers Required	Color**
4x4 Vertical Tee Spillout			
FRVT4X4L**	Attaches to a 4x4 channel and/or fittings to create a 90° vertical drop from a horizontal run. Hinged door included. Accepts snap-on cover FRHC4L**10 in conjunction with channel	(2 pcs.) FRBC4X4L**	Yellow (YL), Black (BL)
3-Sided Vertical Tee Trumpet Spillout			
FTR4X4L**	Used to limit the bend radius of the cable to 2.0" (50.8mm) when exiting from a 4x4 or 6x4 FiberRunner Vertical Tee or 4x4 Fitting	—	Yellow (YL), Black (BL)
3-Sided BRC Trumpet Spillout for 4x4 Exit			
FRTR4X4L**	Used to limit the bend radius of the cable to 2.0" (50.8mm) when exiting from 4x4 FiberRunner Channel or Horizontal Tee	(1 pc.) FRBC4X4L**	Yellow (YL), Black (BL)
2-Port Spillout to 1.5 In. (38mm) Inside Diameter Corrugated Tubing			
FRIDT4X4L**	Used to route cable into one or two pieces of 1.5" (38mm) Dia. split corrugated tubing. Requires a coupler to be used with 4x4 FiberRunner Fitting	(1 pc.) FRBC4X4L**	Yellow (YL), Black (BL)
4x4 Spill-Over Junction Fitting with 4x4 Exit			
FRSPJ4X4L**	Assembles onto a 4x4, 6x4, 12x4, or 24x4 FiberRunner Channel, spilling over the side into a 4x4 vertical exit. Requires a coupler to attach channels and fittings to the vertical exit	(1 pc.) FRBC4X4L**	Yellow (YL), Black (BL)
Spill-Over Junction with 4X4 Exit for 4x4 Channel			
FRSPJ4X4L**	The FiberRunner 4x4 Spill-Over Junction is used to fully enclose 4x4, 6x4, 12x4, or 24x4 channels. It mounts directly to the existing installation with no alteration required	—	Yellow (YL), Black (BL)
Cover for 4x4 Spill-Over Junction Fitting with 4x4 Exit			
FRSPJC44L**	Used to fully enclose 4x4 channel in conjunction with the spill-over junction FRSPJ4X4L**	—	Yellow (YL), Black (BL)
Spill-Over Junction with 2x2 Exit for 4x4 Channel			
FRSPJ2X2L**	The FiberRunner 4x4 Spill-Over Junction is used to fully enclose 4x4, 6x4, 12x4, or 24x4 channels. It mounts directly to the existing installation with no alteration required	—	Yellow (YL), Black (BL)
Cover for Spill-Over Junction with 2x2 Exit for 4x4 Channel			
FRSPJC24L**	Used to fully enclose 4x4 channel in conjunction with the spill-over junction FRSPJ2X2L**	—	Yellow (YL), Black (BL)
**Insert colors Yellow (YL) or Black (BL)			
4x4 Cable Retainer			
FRCR4LBL-X	Holds cable in the channel when cover is not used	—	Black



FRVT4X4LYL



FTR4X4LYL



FRTR4X4LYL



FRIDT4X4LYL



FRSPJ4X4LYL



FRSPJC44LYL



FRSPJ4X4LYL



FRSPJ2X2LYL



FRSPJC24LYL



FRCR4LBL-X

Product Showcase

Copper Systems

Fiber Systems

Industrial Networks

Audio Video Systems

Keystone Cabling Systems

Cabinets, Thermal Mgmt, Racks, Enclosures & Cable Mgmt

Power Management

Cable Management Accessories

Cable Routing Systems

Electrical Solutions for Network Infrastructure

Part Number Index

4x4 and 6x4 FiberRunner® Mounting Brackets

Part Number	Description	Threaded Rod Diameters
Top Support Adjustable "C" QuikLock Bracket		
FR6ACB12	Used to support the 6x4 and 4x4 systems from any new threaded rod extending down directly from the ceiling, grid, or ladder rack system. Two position height adjustments to accommodate system with or without hinged cover	0.5"
FR6ACB12N		12mm
FR6ACB58		16 mm
Ladder Rack Bracket		
FR6LRB	Used to support the 6x4 and 4x4 systems attaching directly to any 3/8 (9.5mm) x 1 1/2" (38.1mm) or 3/8" (9.5mm) x 2" (50.8mm) ladder rack rail	—
Adjustable Ladder Bracket		
FR6ALB	Used to support the 6x4 and 4x4 systems attaching to any 0.375" (9.5mm) x 1.5" (38.1mm) or 0.375" (9.5mm) x 2" (50.8mm) ladder rack rail. Adjustable to nine incremental positions from 4.0" (101mm) to 12" (305mm) above or below the ladder rack	—
Existing Threaded Rod QuikLock Bracket		
FR6TRBE12	Used to support the 6x4 and 4x4 systems from existing threaded rod installations	0.5"
FR6TRBE58		0.625"
Threaded Rod QuikLock Bracket		
FR6TRBN12	Used to support the 6x4 and 4x4 systems from any new threaded rod installations	0.5"
FR6TRBN58		0.625"
Trapeze QuikLock Bracket		
FR6TB12M	Used to support the 6x4 and 4x4 systems by spanning two threaded rod drops. Can be installed from above or below	12mm
FR6TB38		10mm
Center Support QuikLock Bracket		
FR6CS12	Used to support the 6x4 and 4x4 systems from below with new threaded rod	0.5"
FR6CS58		0.625"
FR6CS12M		12mm
"L" Wall Mount QuikLock Bracket		
FR6LB	Used to support the 6x4 and 4x4 systems attaching directly to any 0.375" (9.5mm) x 1.5" (38.1mm) or 0.375" (9.5mm) x 2.0" (50.8mm) ladder rack rail	—



FR6ACB12



FR6LRB



FR6ALB



FR6TRBE12



FR6TRBN12



FR6TB38



FR6CS58



FR6LB

Product Showcase

Copper Systems

Fiber Systems

Industrial Networks

Audio Video Systems

Keystone Cabling Systems

Cabinets, Thermal Mgmt, Racks, Enclosures & Cable Mgmt

Power Management

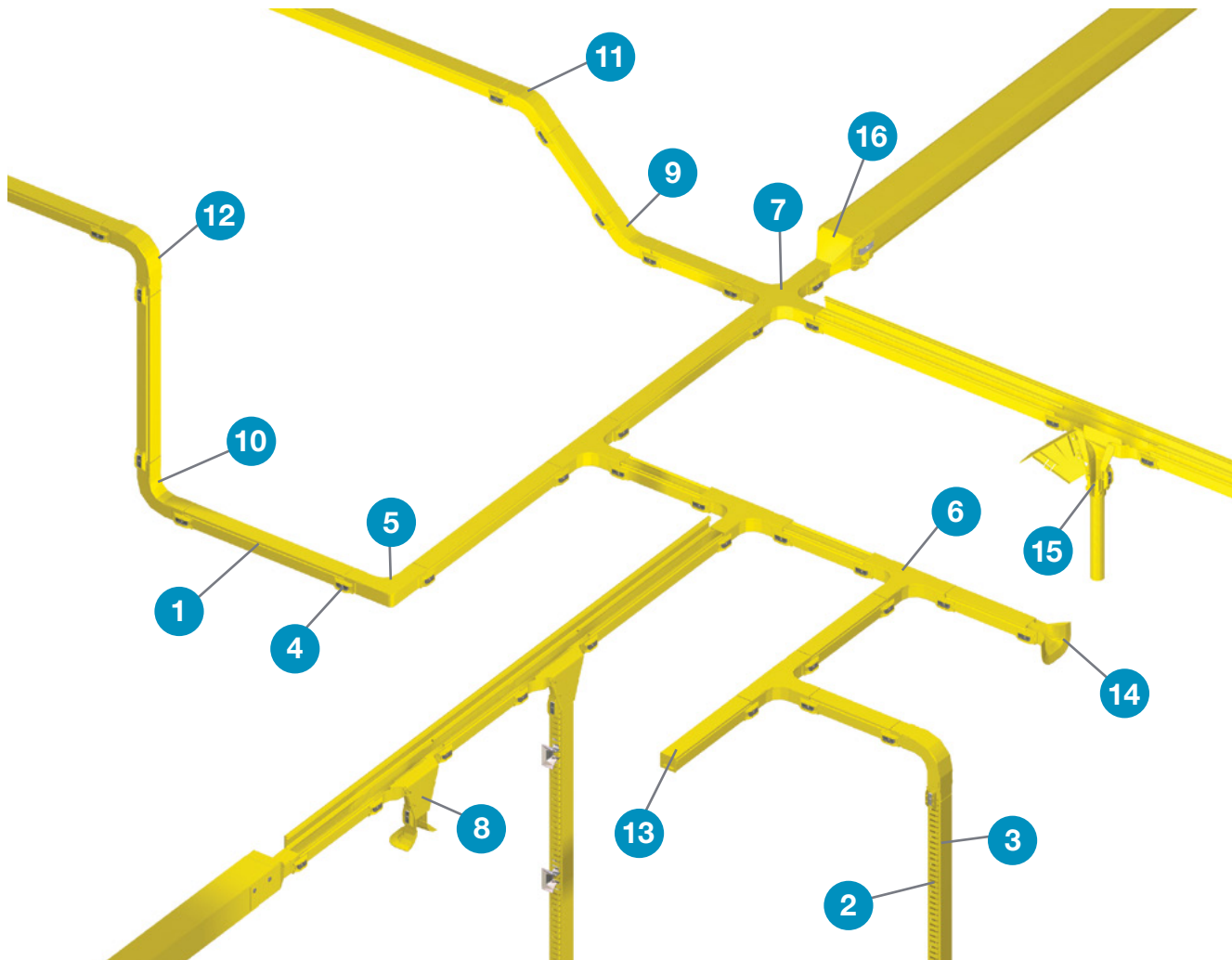
Cable Management Accessories

Cable Routing Systems

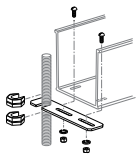
Electrical Solutions for Network Infrastructure

Part Number Index

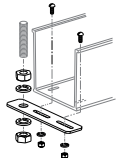
2x2 FiberRunner® Routing System Roadmap



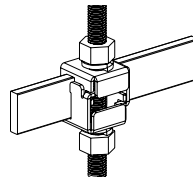
2x2 and 4x4 FiberRunner® Mounting Brackets



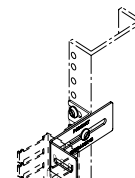
FTRBE12 – Existing Threaded Rod Bracket
(see page 148)



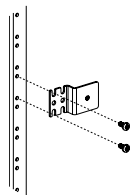
FTRBN12 – Threaded Rod Bracket
(see page 148)



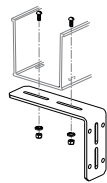
F2PCLB12 – Two-Piece Ladder Rack Bracket for Attaching Threaded Rod to 1.5 inches – 2 inches Ladder Rack
(see page 148)



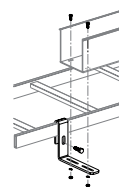
FZBA1.5X4 – Adjustable "Z" Bracket
(see page 147)



FZBLP – Low Profile "Z" Bracket
(see page 147)



















FLB – "L" Wall Mount Bracket
(see page 148)



FLRB – Ladder Rack Bracket
(see page 148)

- Product Showcase
- Copper Systems
- Fiber Systems
- Industrial Networks
- Audio Video Systems
- Keystone Cabling Systems
- Cabinets, Thermal Mgmt, Racks, Enclosures & Cable Mgmt
- Power Management
- Cable Management Accessories
- Cable Routing Systems
- Electrical Solutions for Network Infrastructure
- Part Number Index

Product Showcase	1		HS2X2**10NM – 2x2 Hinged Channel (see page 145)
	2		H2X2**10 – 2x2 Hinged Slotted Channel (see page 145)
Copper Systems	3		HC2**10 – 2x2 Snap-On Hinged Cover (see page 145)
	4		FBC2X2L** – 2x2 QuikLock Coupler (see page 145)
Fiber Systems	5		FRA2X2L** – 2x2 Horizontal 90° Angle Fitting (see page 146)
	6		FT2X2L** – 2x2 Horizontal Tee Fitting (see page 145)
Industrial Networks	7		FFWC2X2L** – 2x2 4-Way Cross Fitting (see page 145)
	8		FVTHD2X2L** – 2x2 Vertical Tee (see page 146)
Audio Video Systems	9		FIV452X2L** – 2x2 Inside Vertical 45° Angle Fitting (see page 146)
Keystone Cabling Systems	10		FIVRA2X2L** – 2x2 Inside Vertical 90° Angle Fitting (see page 146)
	11		FOV452X2L** – 2x2 Outside 45° Angle Fitting (see page 146)
Cabinets, Thermal Mgmt, Racks, Enclosures & Cable Mgmt	12		FOVRA2X2L** – 2x2 Outside Vertical 90° Angle Fitting (see page 146)
Power Management	13		FHDEC2X2L** – 2x2 End Cap Fitting (see page 146)
	14		FTR2X2L** – 3-Sided BRC Trumpet Spillout for 2x2 Exit (see page 146)
Cable Management Accessories	15		FIDT2X2L** – 1-Port Spillout to 1.5" (38mm) Inside Diameter Corrugated Tubing (see page 147)
Cable Routing Systems	16		FRRF4FD2L** – 4x4 to 2x2 Reducer Fitting (see page 140)
Electrical Solutions for Network Infrastructure			
Part Number Index			

2x2 FiberRunner® Routing System – Channel and Covers

- 2x2 system ideal for use with smaller cable counts
- Multiple spillout options provide versatility to mate to various equipment and rack configurations
- QuikLock Couplers reduce system installation time dramatically
- Channel, covers, fittings and other non-metallic system components made from V-0 flame class rated material
- Compatible with all sizes of FiberRunner Routing Systems, Cable Management, and Racks
- Compliant with the applicable tests in Telcordia GR-63-CORE Network Equipment Building Systems (NEBS) Level 3

Part Number	Description	Color**
2x2 Hinged Channel		
HS2X2**10NM	Used to carry the cables throughout the system. Accepts hinged cover HC2Y**10. Use QuikLock Coupler FBC2X2** to attach channel and/or fittings	Yellow (YL), Black (BL)



HS2X2YL10NM

2x2 Hinged Slotted Channel		
H2X2**10	Used to carry the cables vertically to the front or the back of equipment racks throughout the system. Accepts hinged cover HC2**10. Extra supports required when used in horizontal applications. Use QuikLock™ Coupler FBC2X2** to attach channel and/or fittings	Yellow (YL), Black (BL)



H2X2YL10

**Insert colors Yellow (YL) or Black (BL)

2x2 FiberRunner® QuikLock™ Coupler

- Pre-assembled to provide fast mechanical assembly of components
- No tools required for installation; bolts loosen for component disassembly

Part Number	Description	Color**
FBC2X2L**	Coupler quickly joins two sections of hinged channel and/or fittings	Yellow (YL), Black (BL)



**Insert colors Yellow (YL) or Black (BL)

2x2 FiberRunner® System Fittings

Part Number	Description	Couplers Required	Color**
2x2 4-Way Cross Fitting			
FFWC2X2L**	Attaches to a 2x2 channel and/or fittings to create a horizontal 4-way cross intersection. Includes cover	(4 pcs.) FBC2X2L**	Yellow (YL), Black (BL)
2x2 Horizontal Tee Fitting			
FT2X2L**	Attaches to 4x4 a channel and/or fittings to create 90° horizontal branch from straight horizontal runs. Includes cover	(3 pcs.) FRBC2X2L**	Yellow (YL), Black (BL)



FFWC2X2LYL



FT2X2LYL

**Insert colors Yellow (YL) or Black (BL)

**Available colors: YL (Yellow) and BL (Black).

2x2 FiberRunner® System Fittings

Part Number	Description	Couplers Required	Color**
2x2 Horizontal 90° Angle Fitting			
FRA2X2L**	Attaches to a 2x2 channel and/or fitting to create a 90° horizontal turn from a straight horizontal run. Includes cover	(2 pcs.) FBC2X2L**	Yellow (YL), Black (BL)
2x2 Outside Vertical 45° Angle Fitting			
FOV452X2L**	Attaches to a 2x2 channel and/or fittings to create a 45° downward angle from a horizontal run. Used with inside vertical 45° angle fitting FRIV452X2L** to change level of a straight horizontal run. Includes cover	(2 pcs.) FBC2X2L**	Yellow (YL), Black (BL)
2x2 Outside Vertical 90° Angle Fitting			
FOVRA2X2L**	Attaches to a 2x2 channel and/or fittings to create a 90° vertical turn down from a straight horizontal run. Includes cover	(2 pcs.) FBC2X2L**	Yellow (YL), Black (BL)
2x2 Inside Vertical 45° Angle Fitting			
FIV452X2L**	Attaches to a 2x2 channel and/or fittings to create a 45° upward angle from a horizontal run. Used with outside vertical 45° angle fitting FROV452X2L** to change level of a straight horizontal run. Includes split cover	(2 pcs.) FBC2X2L**	Yellow (YL), Black (BL)
2x2 Inside Vertical 90° Angle Fitting			
FIVRA2X2L**	Attaches to a 2x2 channel and/or fittings to create a 90° upward angle from a straight horizontal run. Used with outside vertical 90° angle fitting FROVRA2X2L** to change level of a straight horizontal run. Includes split cover	(2 pcs.) FBC2X2L**	Yellow (YL), Black (BL)
2x2 End Cap Fitting			
FHDEC2X2L**	Used for closing off open ends of the channel or fittings	—	Yellow (YL), Black (BL)

**Insert colors Yellow (YL) or Black (BL)



FRA2X2LYL



FOV452X2LYL



FOVRA2X2LYL



FIV452X2LYL



FIVRA2X2LYL



FHDEC2X2LYL

2x2 FiberRunner® System Spillouts

- Spill-overs allow safe transition from horizontal to vertical runs
- 2-inch bend radius control
- Transition to channel, slotted channel, and corrugated loom tubing

Part Number	Description	Couplers Required	Color**
2x2 Vertical Tee Spillout			
BEST SELLER FVTHD2X2L**	Attaches to a 2x2 channel to create a 90° vertical drop from a horizontal run. Hinged door included. Accepts channel cover in conjunction with the channel	(2 pcs.) FBC2X2L**	Yellow (YL), Black (BL)
3-Sided BRC Trumpet Spillout for 2x2 Exit			
FTR2X2L**	Used to limit the bend radius of the cable to 2.0" (50.8mm) when exiting from a FiberRunner Spill-Over FRSPL**	(1 pc.) FBC2X2L**	Yellow (YL), Black (BL)

**Insert colors Yellow (YL) or Black (BL)



FVTHD2X2LYL



FTR2X2LYL

2x2 FiberRunner® System Spillouts (continued)

Part Number	Part Description	Couplers Required	Color**
1-Port Spillout to 1.5 In. (38mm) Inside Diameter Corrugated Tubing			
FIDT2X2L**	Used to route cable into three separate 1.5" (3.8mm) Dia. split corrugated tubing.	(1 pc.) FBC2X2L**	Yellow (YL), Black (BL)

**Insert colors Yellow (YL) or Black (BL)



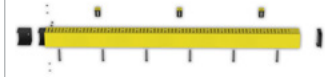
FIDT2X2LYL

FiberRunner® Brackets and Accessories

Part Number	Description	For Threaded Rod Size In.	Color**
-------------	-------------	---------------------------	---------

4x4 Hinged Duct Vertical Cable Manager Kit

FRHD4KT**	Provides secure, accessible route for cables spilling out from vertical tee to rack mounted equipment. Kit includes 6' of 4x4 capacity hinged duct, 6.0' (152.4m) of 4x4 hinged duct cover, one end cap for 4x4 hinged duct, three FZBA1.5X4 adjustable "Z" brackets, an adapter fitting, six WR4-C wire retainers and all required mounting hardware. Attaches directly to 6x4 and 4x4 vertical tee exits or FRLPR64 low profile reducer	—	Yellow (YL), Black (BL)
------------------	---	---	-------------------------



FRHD4KTYL

Low Profile Reducer 4x4 Reducer Fitting with 2x2 Exit

FRLPR42LBL	Assembled into the 6x4 or 4x4 vertical tee allowing transition to a 2x2 channel with minimal space required	—	Yellow (YL), Black (BL)
-------------------	---	---	-------------------------

1-Port Spillout Side Exit to 1.5 In. (38mm) Inside Diameter Corrugated Tubing

BEST SELLER

FR1.5IDEL**	Used to route cable into 1.5" (38mm) Dia. split corrugated tubing directly through a hole cut in the side wall of the 4x4, 6x4, and 12x4 channels	—	Yellow (YL), Black (BL)
--------------------	---	---	-------------------------

**Insert colors Yellow (YL) or Black (BL)



FZBLP

"Z" Bracket

FZBLP	Bracket used to offset 2x2 or 4x4 Fiber-Duct™ System and hinged duct from the front face of an equipment rack	—	Black
--------------	---	---	-------

Adjustable "Z" Bracket

BEST SELLER

FZBA1.5X4	Bracket used to offset a system from the mounting surface, adjustable from 1.5" (38mm) to 4.0" (101mm)	—	Black
------------------	--	---	-------



FZBA1.5X4

Quick Mount Clips

FRQMC24-X	Bracket mounting clips to accommodate runs for various FiberRunner Channels. Use on 12x4 FiberRunner QuikLock Brackets to accommodate dual runs of 6x4 or 4x4 FiberRunner Channels	0.5	Black
------------------	--	-----	-------

**Insert colors Yellow (YL) or Black (BL)

FiberRunner® Brackets and Accessories *(continued)*


Part Number	Description	For Threaded Rod Size In.	Color
-------------	-------------	---------------------------	-------

Existing Threaded Rod Brackets

FTRBE12	Used for supporting the 2x2 and 4x4 systems from existing threaded rod installations	0.5	—
----------------	--	-----	---

“L” Wall Mount Bracket

FLB	Used to support 2x2 FiberRunner Systems	—	Black
------------	---	---	-------



FLB

Ladder Rack Bracket

FLRB	Used to support the 2x2 and 4x4 systems attaching directly to any 0.375" (9.5mm) x 1.5" (38.1mm) or 0.375" (9.5mm) x 2.0" (50.8mm) ladder rack rail. No threaded rod required	—	—
-------------	---	---	---

4-Post Rack Bracket

FR4PRB58	Used to support 12x4, 6x4, and 4x4 systems attaching to the top of the 19" wide version of the Panduit R4P 4-Post Rack	0.625	Black
-----------------	--	-------	-------



FLRB

Two-Piece Ladder Rack Bracket for Attaching Threaded Rod to 1.5 inches - 2 inches Ladder Rack

F2PCLB12	Two-piece bracket attaches to 0.375" (9.5mm) x 1.5" (38.1mm) or 0.375" (9.5mm) x 2" (50.8mm) ladder rack rail	0.5	Black
F2PCLB58		0.625	

Threaded Rod Brackets

FTRBN12	Used for supporting the 2x2 and 4x4 systems from new threaded rod installations	0.5	—
----------------	---	-----	---

Mounting Brackets

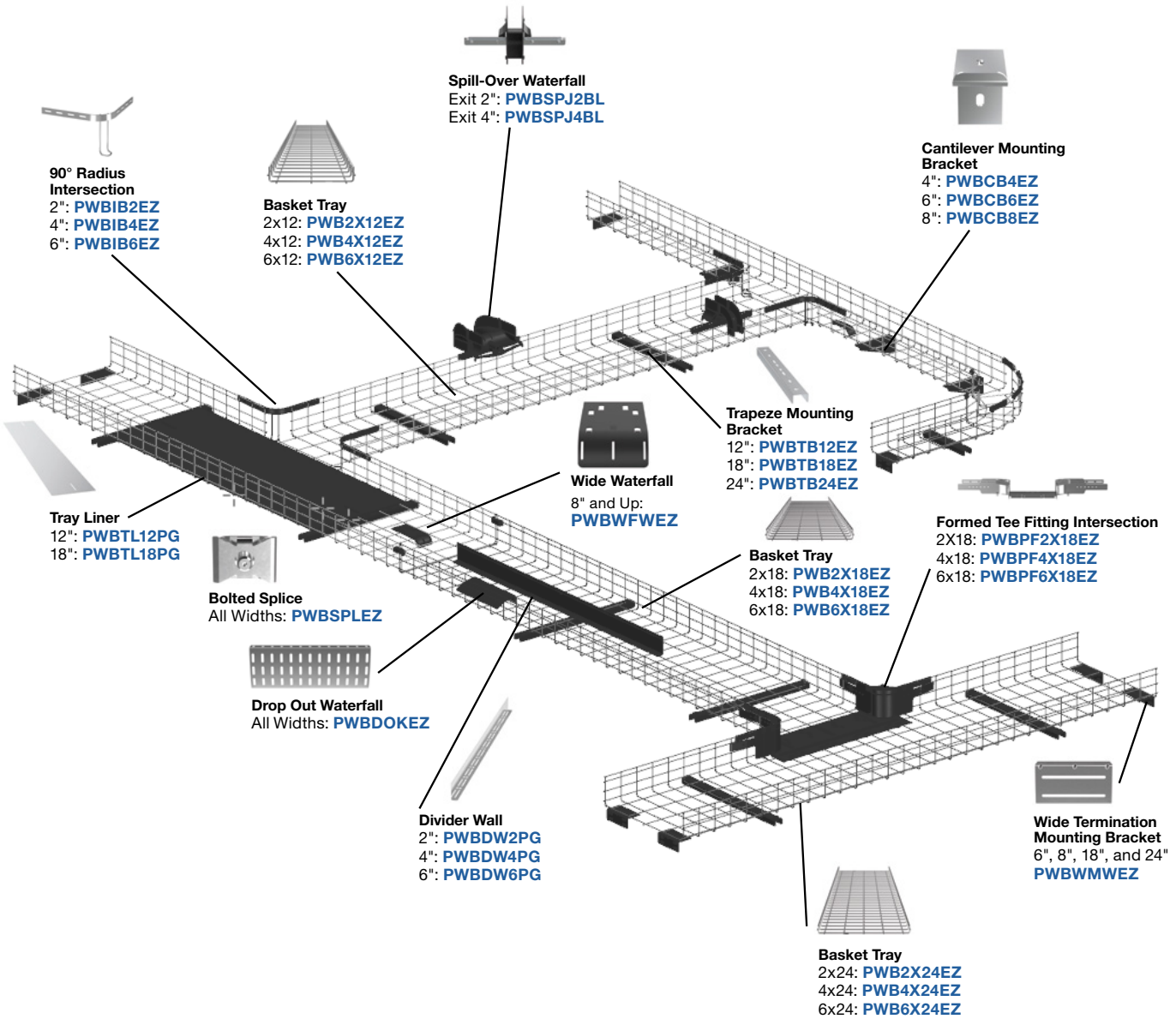
FRTBWG12BL	Threaded rod trapeze bracket used to support FiberRunner 4x4 and 6x4 Channels above or below the Wyr-Grid 12" Pathway using the same 0.5" (12mm) threaded rod used to support the WGTB12BL bracket. Hardware for attaching to threaded rod sold separately	0.5	Black
FRTBWG18BL	Threaded rod trapeze bracket used to support FiberRunner 4x4 and 6x4 Channels above or below the Wyr-Grid 12" Pathway using the same 0.5" (12mm) threaded rod used to support the WGTB12BL bracket. Hardware for attaching to threaded rod sold separately		
FRTBWG24BL	Threaded rod trapeze bracket used to support FiberRunner 4x4 and 6x4 Channels above or below the Wyr-Grid 12" Pathway using the same 0.5" (12mm) threaded rod used to support the WGTB12BL bracket. Hardware for attaching to threaded rod sold separately		



FRTBWG18BL

Wire Basket Overhead Cable Tray Routing System

The Wire Basket Cable Tray Routing System is designed to route and manage copper data cables, fiber optic, or power cables within data centers, connected buildings, and industrial automation applications. Innovative features provide quick, safe, and easy assembly for reduced installation costs and faster deployment.



Product Showcase

Copper Systems

Fiber Systems

Industrial Networks

Audio Video Systems

Keystone Cabling Systems

Cabinets, Thermal Mgmt, Racks, Enclosures & Cable Mgmt

Power Management

Cable Management Accessories

Cable Routing Systems

Electrical Solutions for Network Infrastructure

Part Number Index

Wire Basket Overhead Cable Tray Routing System

The Wire Basket Cable Tray Routing System is designed to support, route, and protect copper communication cables, fiber optic distribution cables, and power and control cables within data centers, commercial construction, and industrial infrastructure applications.

The system is composed of pathways, splices, mounting brackets, and accessories that can be configured to meet project requirements. Innovative features allow the system to be installed efficiently with less risk of installer injury or damage to the cabling infrastructure.

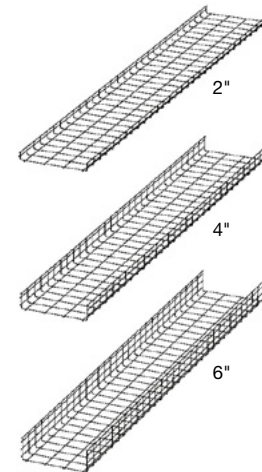
- Six pathway widths
- Three sidewall heights
- Three surface finish options: Electro Zinc (EZ), Black Powder Coat (BL), and White Powder Coat (WH).
- Flexible mounting options to meet project requirements and budgets
- Flexible cable exit options to protect and manage cable drops.

Pathway Sections

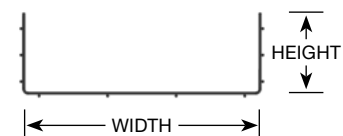
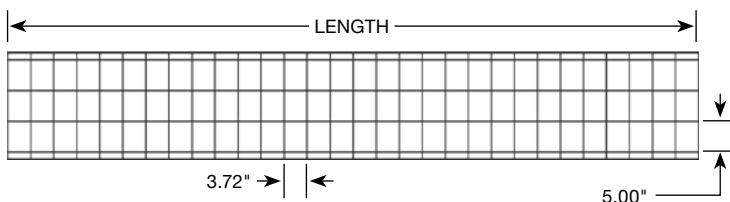
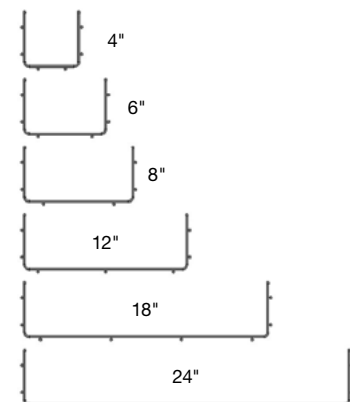
Part Number	Height In. (mm)	Width In. (mm)	Length In. (mm)	Weight Lbs. (kg)
PWB2X4**	2.43 (61.6)	4.63 (117.7)	118.33 (3005.6)	14.0 (6.35)
PWB4X4**	4.43 (112.4)	4.63 (117.7)		10.0 (4.581)
PWB2X6**	6.43 (163.2)	6.63 (168.4)		10.8 (4.899)
PWB4X6**	4.43 (112.4)			14.5 (6.577)
PWB6X6**	6.43 (163.2)	18.5 (8.391)		
PWB2X8**	2.43 (61.6)	8.63 (219.3)		11.5 (5.216)
PWB4X8**	4.43 (112.4)			15.2 (6.895)
PWB6X8**	6.43 (163.2)	19.2 (8.709)		
PWB2X12**	2.43 (61.6)	12.63 (320.9)		14.1 (6.396)
PWB4X12**	4.43 (112.4)			17.9 (8.119)
PWB6X12**	6.43 (163.2)	21.8 (9.888)		
PWB2X18**	2.43 (61.6)	18.63 (473.3)		17.3 (7.847)
PWB4X18**	4.43 (112.4)			21.2 (9.616)
PWB6X18**	6.43 (163.2)	25.0 (11.340)		
PWB2X24**	2.43 (61.6)	24.63 (625.7)		20.6 (9.344)
PWB4X24**	4.43 (112.4)			24.5 (11.113)
PWB6X24**	6.43 (163.2)			28.2 (12.791)

NOTE: Replace ** With Color/Coating Option
 BL = Black Powder Coated
 WH = White Powder Coated
 EZ = Electro Zinc
 Ex: PWB2X4WH = 2" H x 4" W White Powder Coated Basket

3 Pathway Heights



6 Pathway Widths



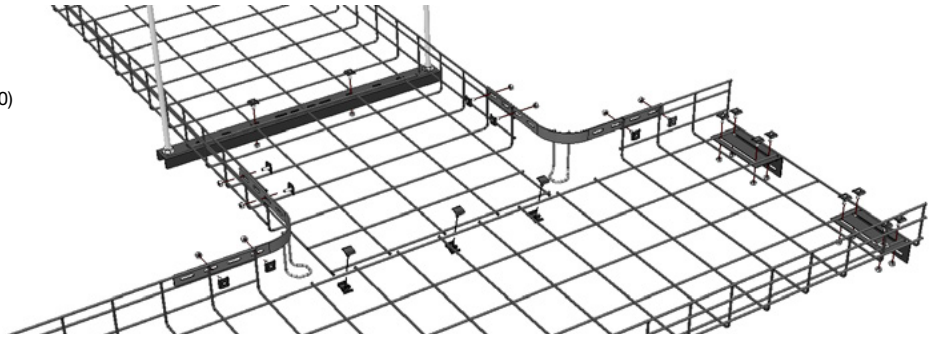
Wire Basket Hardware Kits are used to secure basket sections to flat mounting surfaces on support brackets, intersection bend fittings, and flat expansion bar accessories. Bolted splices are used for end-to-end pathway connections and to physically attach mating bottom surfaces at fabricated intersections.



PWBHK**
Hardware Kit
(Std. Pkg Qty = 50)



PWBSPL**
Bolted Style Splice
(Std. Pkg Qty = 50)

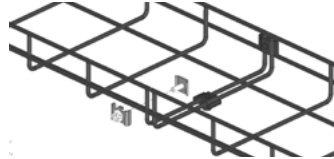


Wire Basket offers simplified splice options that meet the most demanding project requirements. Bolt-on splices firmly secure adjacent pathway sections and can form a UL Classified bond when installed as instructed. Innovative push-on splices offer faster installation without tools and flat expansion splice bars connect gaps between pathways and form in-line pathway width reductions.

Pathway Width In.	Splices Required
4	3
6	3
8	3
12	4
18	4
24	4

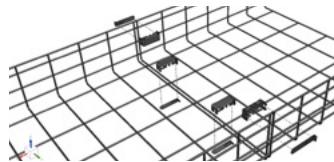
PWBSPLBL and PWBSPLEZ:

The Wire Basket Bolted Style Splice is available in black and electro zinc plated finish. This splice can be used to obtain a UL classified bond when properly applied over bare metal surfaces.



PWPSBL and PWPSEZ:

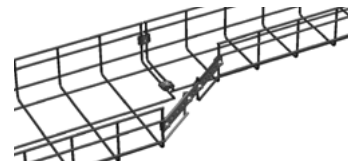
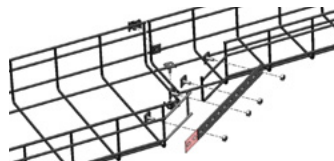
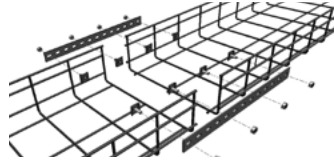
The push-on style splice quickly forms end-to-end connections without tools in applications that do not require the splice to form an electrical bond between pathway sections. It is available in black powder coat and electro zinc finishes.



PWBFESBL and PWBFESEZ:

The Flat Expansion Splice Bar can be used to join two pathway sections together in applications where small gaps between horizontal pathways prevent the use of PWBSPL** or PWBPS** splice components.

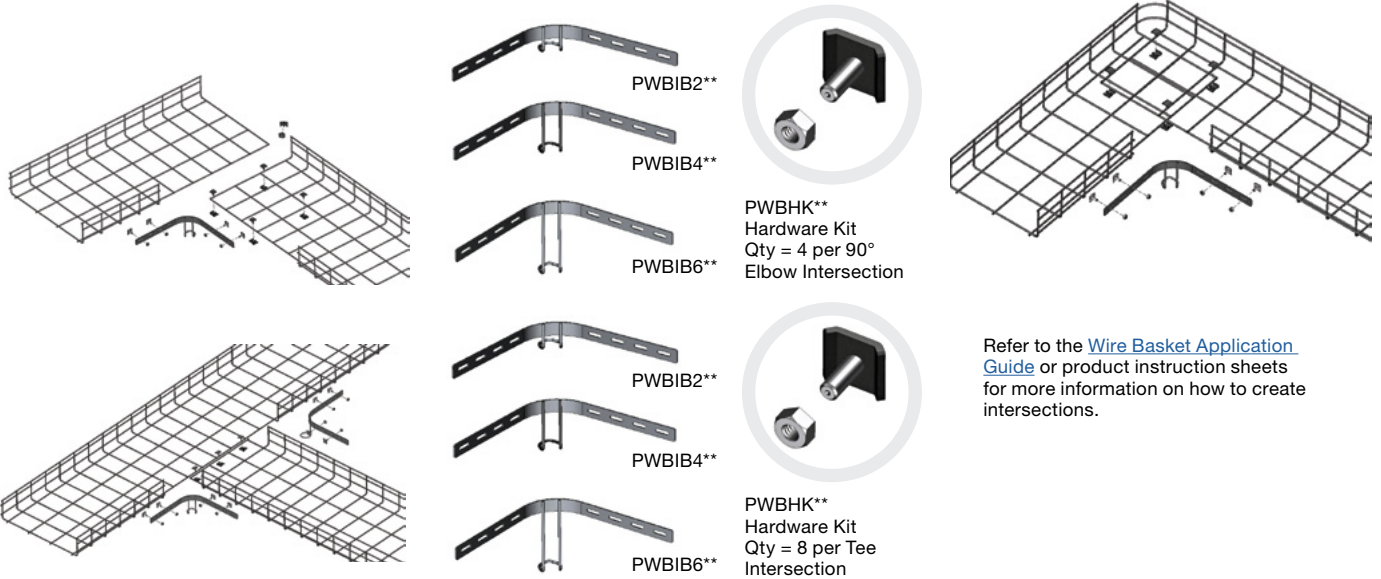
The Flat Expansion Splice Bar can also be used to create field fabricated end-to-end width reductions between two pathway sections.



NOTE: Replace ** with BL for Black or EZ for Electro Zinc

Wire Basket Intersection Hardware

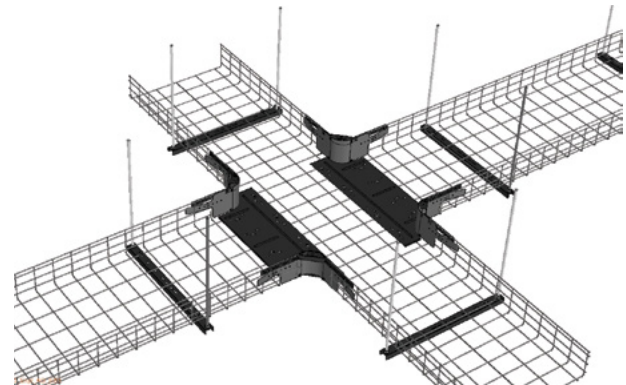

Right angle elbow and tee intersections use Radius Intersection 90 Brackets to secure pathway sections and protect cables transitioning around 90° intersections. Each Radius Intersection 90 Bracket includes two metal brackets to create two 90° intersections or one tee intersection. Wire Basket Hardware Kits are used to secure the Radius Intersection 90 Brackets to the adjoining pathway sections and Bolted Splices are used to secure the bottom surfaces together for enhanced strength and rigidity at intersections.



Wire Basket Formed Tee Intersections

Wire Basket Formed Tees cover all cut pathway wires, maximize strength of the intersection, and provide smooth surfaces to protect cables routed through tee intersections.

Part Number	Description
PWBPF2X4**	Formed Tee Fitting 2" H x 4" W
PWBPF2X6**	Formed Tee Fitting 2" H x 6" W
PWBPF2X8**	Formed Tee Fitting 2" H x 8" W
PWBPF2X12**	Formed Tee Fitting 2" H x 12" W
PWBPF2X18**	Formed Tee Fitting 2" H x 18" W
PWBPF2X24**	Formed Tee Fitting 2" H x 24" W
PWBPF4X4**	Formed Tee Fitting 4" H x 4" W
PWBPF4X6**	Formed Tee Fitting 4" H x 6" W
PWBPF4X8**	Formed Tee Fitting 4" H x 8" W
PWBPF4X12**	Formed Tee Fitting 4" H x 12" W
PWBPF4X18**	Formed Tee Fitting 4" H x 18" W
PWBPF4X24**	Formed Tee Fitting 4" H x 24" W
PWBPF6X6**	Formed Tee Fitting 6" H x 6" W
PWBPF6X8**	Formed Tee Fitting 6" H x 8" W
PWBPF6X12**	Formed Tee Fitting 4" H x 12" W
PWBPF6X18**	Formed Tee Fitting 6" H x 18" W
PWBPF6X24**	Formed Tee Fitting 6" H x 24" W



NOTE: Replace ** with BL for Black, EZ for Electro Zinc, or WH for White

Wire Basket Mounting Brackets

Flexible mount bracket options allow the Wire Basket System to be installed in almost any configuration. Flat mounting surfaces simplify installation and allow pathway sections to safely slide over brackets as they are moved into position and baskets are secured to the brackets using two PWBHK** Hardware Kit pieces per bracket.

Trapeze Brackets

Part Number	For Pathway Size	Threaded Rod Pitch In. (mm)	Length In. (mm)	Width In. (mm)	Height Thickness In. (mm)	PWBHKBL Hardware Pieces Required
-------------	------------------	-----------------------------	-----------------	----------------	---------------------------	----------------------------------

Existing Threaded Rod Brackets

PWBTB4BL	4" Wide Pathway	7.0 (177.8)	8.0 (216.0)	1.8 (45.7)	1.1 (27.9)	2
PWBTB6BL	6" Wide & Under	9.0 (228.6)	10.5 (266.0)			
PWBTB8BL	8" Wide & Under	11.0 (279.4)	12.5 (317.5)			
PWBTB12BL	12" Wide & Under	15.0 (481.0)	18.0 (457.0)			
PWBTB18BL	18" Wide & Under	21.0 (533.3)	22.5 (571.0)			
PWBTB24BL	24" Wide & Under	27.0 (685.8)	28.5 (725.0)			

Trapeze Hanger Brackets

Part Number	For Pathway Size	Threaded Rod Pitch In. (mm)	Length In. (mm)	Width In. (mm)	Height Thickness In. (mm)	Std. Pkg. Quantity
PWBTSBEZ	12" Wide & Under	N/A	N/A	N/A	N/A	50

Strut Mount Clips

PWBSCEZ	All	N/A	TBD By Contractor	1.625 (41) Wide Strut	Any Strut Height	50
---------	-----	-----	-------------------	-----------------------	------------------	----


Cantilever Brackets

Part Number	For Pathway Size	Length In. (mm)	Width In. (mm)	Height Thickness In. (mm)	PWBHKBL Hardware Pieces Required
PWBCB4BL	4" Wide Pathway	5.0 (128.0)	2.0 (50.0)	3.54 (90.0)	2
PWBCB6BL	6" Wide & Under	7.0 (178.0)		3.93 (100.0)	
PWBCB8BL	8" Wide & Under	8.7 (222.0)	1.6 (40.0)	3.57 (91.0)	
PWBCB12BL	12" Wide & Under	12.8 (326.0)		4.33 (110.0)	
PWBCB18BL	18" Wide & Under	18.7 (476.0)		5.51 (140.0)	
PWBCB24BL	24" Wide & Under	24.6 (626.0)		6.30 (160.0)	

Wall Mount Termination Brackets

PWBWMWBL	6", 8", 18" and 24"	6.2 (157.72)	2.12 (53.85)	3.12 (79.25)	4
PWBWMNBL	4" and 12"	4.7 (119.6)	2.12 (53.85)	3.12 (79.25)	2

Note: Replace BL with EZ for Electro Zinc or WH for White



Product Showcase

Copper Systems

Fiber Systems

Industrial Networks

Audio Video Systems

Keystone Cabling Systems

Cabinets, Thermal Mgmt, Racks, Enclosures & Cable Mgmt

Power Management

Cable Management Accessories

Cable Routing Systems


Electrical Solutions for Network Infrastructure

Part Number Index

Wire Basket Waterfalls

Wire Basket spillouts are used to manage and protect cables routed between horizontally mounted baskets and vertical runs towards IT cabinets, racks, or equipment below. Flexible options allow spillouts to be sized appropriately to meet unique project requirements.

Bottom Waterfall Part Number	Description	Exit Width In. (mm)
PWBFWBL	Wire Basket Wide Bottom Waterfall	3.54 (90)
PWBWFNBL	Wire Basket Narrow Bottom Waterfall	1.61 (41)




Drop Out Kit Part Number	Description	Exit Width In. (mm)
PWBOKBL	Wire Basket 12" Drop Out Kit	12.5 (317.5)

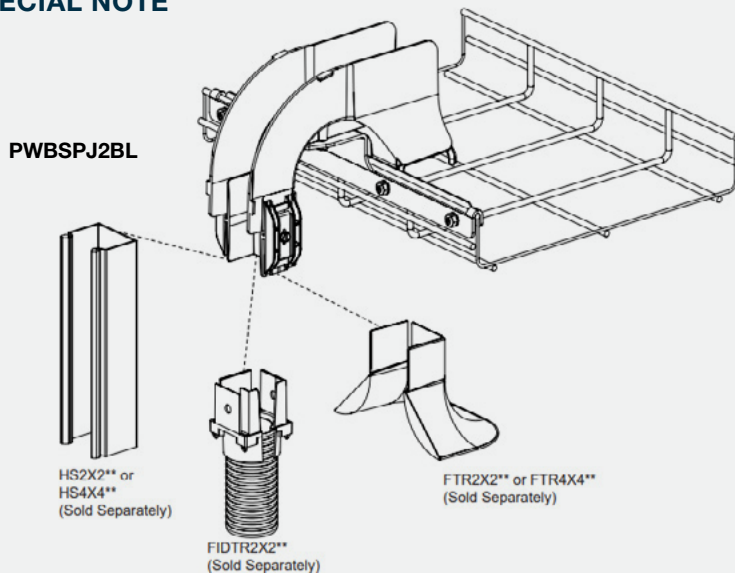
Note: Replace BL with EZ for Electro Zinc or WH for White



Wire Basket Spillover Part Number	Description	Exit Width In. (mm)
PWBSPJ2BL	Wire Basket Spillover Exit 2", Black	2.0 (50.8)
PWBSPJ4BL	Wire Basket Spillover Exit 4", Black	4.0 (101.6)



SPECIAL NOTE



Optional accessories can be installed to the bottom back exit geometry of spillover fittings using FiberRunner FBC2X2LBL or FRBC4X4LBL barbed coupler fittings

Wire Basket Tray Liners and Divider Walls

Wire Basket Metal Tray Liners are available in six pathway widths and three surface finishes. Wire Basket Metal Divider Walls are available in three height options and can be installed anywhere across the width of Wire Basket pathway sections. Innovative mounting clips allow the Tray Liners and Divider Walls to pathway sections during the assembly process. Each Tray Liner and Divider Wall part number is sized to extend the full length of a 118.22 inches (3005.6 mm) Wire Basket.

Tray Liner Part Number	Description	Width In. (mm)
PWBTL4BL	Wire Basket Metal Tray Liner 4" W	3.33 (84.6)
PWBTL6BL	Wire Basket Metal Tray Liner 6" W	5.33 (135.4)
PWBTL8BL	Wire Basket Metal Tray Liner 8" W	7.33 (186.2)
PWBTL12BL	Wire Basket Metal Tray Liner 12" W	11.33 (287.8)
PWBTL18BL	Wire Basket Metal Tray Liner 18" W	17.33 (440.2)
PWBTL24BL	Wire Basket Metal Tray Liner 24" W	23.33 (592.6)

Divider Wall Part Number	Description	Height In. (mm)
PWBDW2BL	Wire Basket Divider Wall 2" H	1.72 (43.7)
PWBDW4BL	Wire Basket Divider Wall 4" H	3.72 (94.5)
PWBDW6BL	Wire Basket Divider Wall 6" H	5.72 (145.31)

Note: Replace BL with EZ for Electro Zinc or WH for White



Like what you see and want more?

For more Wire Basket Overhead Cable Tray Routing System options, visit www.panduit.com/wire-basket

Product Showcase

Copper Systems

Fiber Systems

Industrial Networks

Audio Video Systems

Keystone Cabling Systems

Cabinets, Thermal Mgmt, Racks, Enclosures & Cable Mgmt

Power Management

Cable Management Accessories

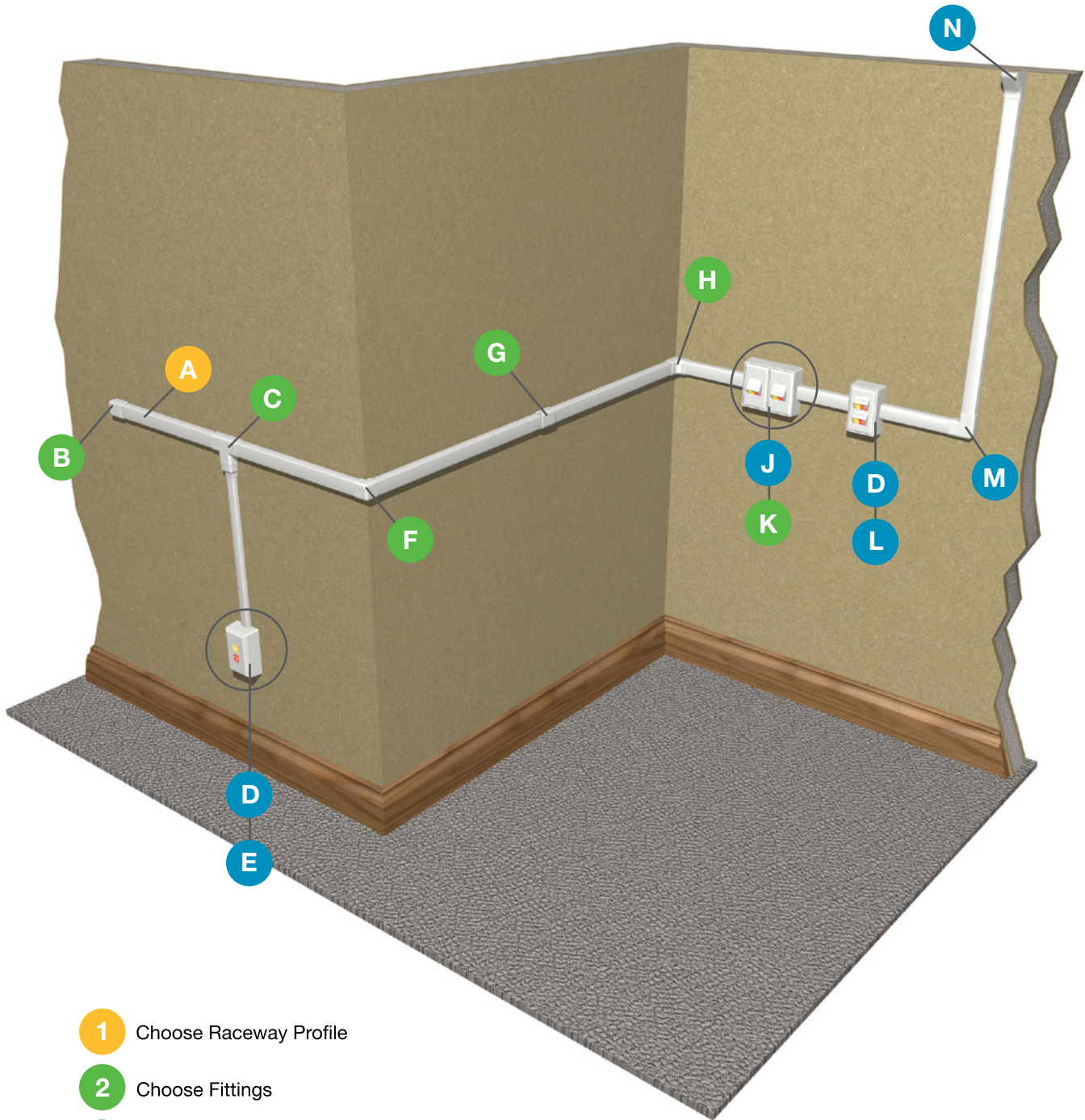
Cable Routing Systems

Electrical Solutions for Network Infrastructure


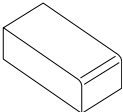
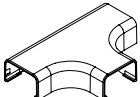
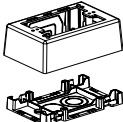

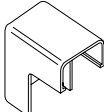
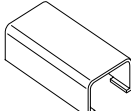
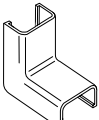
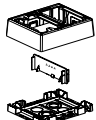
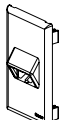
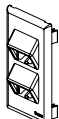
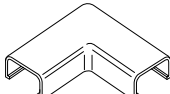
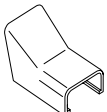
Part Number Index

Pan-Way® LD Surface Raceway System Roadmap

- One-piece, hinged design
- Single-channel



- 1 Choose Raceway Profile
- 2 Choose Fittings
- 3 Choose Accessories

A		LD10** – LD Profile Raceway Channel (see page 159)
B		ECF10** – LD Profile End Cap Fitting (see page 159)
C		TFC10** – LD Profile Tee Fitting (see page 159)
D		JBX3510** – Single Gang Two-Piece Snap-Together Box (see page 169)
E		CPG** - Single Gang Rectangular Screw-On Faceplate (see page 169)
F		OCF10* – LD Profile Outside Corner Fitting (see page 159)
G		CF10** – LD Profile Coupler Fitting (see page 159)
H		ICF10** – LD Profile Inside Corner Fitting (see page 159)
J		JBP2FS** – Fast-Snap™ Double Gang Power Rated Surface Mount Outlet Box (see page 169)
K		T70FV2** – Snap-On Vertical Sloped Communication Faceplate (see page 169)
L		T70FV4** – Snap-On Vertical Sloped Communication Faceplate (see page 169)
M		RAF10** – LD Profile Right Angle Fitting M (see page 159)
N		DCF10** – LD Profile Drop Ceiling/Entrance End Fitting (see page 159)

Product Showcase
Copper Systems
Fiber Systems
Industrial Networks
Audio Video Systems
Keystone Cabling Systems
Cabinets, Thermal Mgmt, Racks, Enclosures & Cable Mgmt
Power Management
Cable Management Accessories
Cable Routing Systems
Electrical Solutions for Network Infrastructure
Part Number Index

Pan-Way® LD Surface Raceway System Cable Fill Capacities

This information a guide to select the proper size raceway. The maximum amounts may vary according to the cable installation methods, straightness of cables, etc.



LD3	LD5	LD10
.21 In. ²	.38 In. ²	1.00 In. ²

LDPH3	LDPH5	LDPH10
.17 In. ²	.33 In. ²	.89 In. ²

Raceway Type and Configuration	Fill Area (In. ²)	Electrical Cables			Data Grade Cables		Data Grade Cables		Audio/Video		Fiber Optic Cable	
		14 AWG	12 AWG	10 AWG	23 AWG/UTP		23 AWG/UTP CM		RG6		2 Strand	
		THHN/T90			Category 6 (4-pr.)		Category 6A					
		0.111	0.130	0.164	Dia. = 0.240		Dia. = 0.285		Dia. = 0.275		Dia. = 0.175	
		FILL			FILL		FILL		FILL		FILL	
		MAX	MAX	MAX	SPEC	MAX	SPEC	MAX	SPEC	MAX	SPEC	MAX
		(UL Temp Rise Test)			(40%)	(60%)	(40%)	(60%)	(40%)	(60%)	(40%)	(60%)
LD3	0.21				1	2	1	1	1	2	3	5
LD5	0.38	—	—	—	3	5	2	3	2	3	6	9
LD10	1.00				8	13	6	9	6	10	16	24
LDPH3	0.17	9	7	4	1	2	1	1	1	1	2	4
LDPH5	0.33	14	12	8	2	4	2	3	2	3	5	8
LDPH10	0.89	18	18	16	7	11	5	8	5	8	14	22

AWG dimensions represent typical outer cable Dia. in inches

For all cable options please see the Raceway cable fill calculator on www.panduit.com/calculators

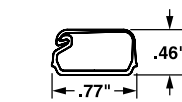
SPEC = 40% cable fill – The recommended design in cable capacity, leaves room for future moves, adds, and changes

MAX for Data = 60% cable fill – The maximum cable quantity based on cable interweaving and packing factors

MAX for Power cable fill – The maximum of electrical cables based on UL temperature rise test

Pan-Way® LD Surface Raceway System

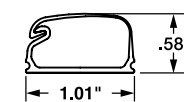
- For routing data and low voltage cabling
- One-piece hinged design allows cables to be laid in
- Factory applied adhesive backing speeds installation
- FT4 rated
- Terminates using surface mount outlet box solutions or Mini-Com Surface Mount Boxes (see page 27)



LD3
Internal Area = .21 Sq. In.



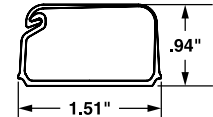
LD3



LD5
Internal Area = .38 Sq. In.



LD5



LD10
Internal Area = 1.00 Sq. In.



LD10

LD Profile Raceway Channels

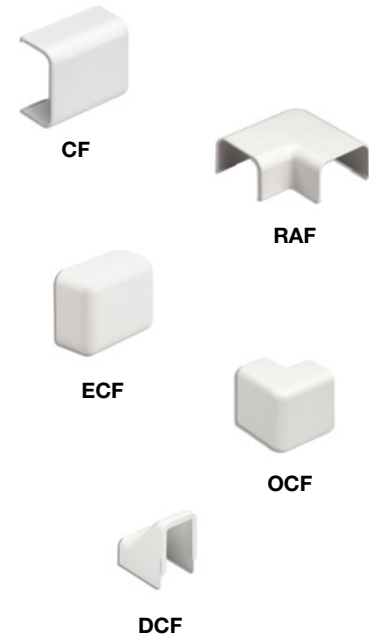
Part Number	Profile	Length Ft. (m)	Color**
LD3**6-A	LD3	6.0 (152.4)	Electric Ivory (EI), Off White (IW), White (WH)
LD3**8-A		8.0 (203.2)	
LD3**10-A		10.0 (245.0)	
LD5**6-A	LD5	6.0 (152.4)	
LD5**8-A		8.0 (203.2)	
LD5**10-A		10.0 (245.0)	
LD10**6-A	LD10	6.0 (152.4)	
LD10**8-A		8.0 (203.2)	
LD10**10-A		10.0 (245.0)	

**Insert colors White (WH), Off White (IW), or Electric Ivory (EI)

LD Profile Fittings

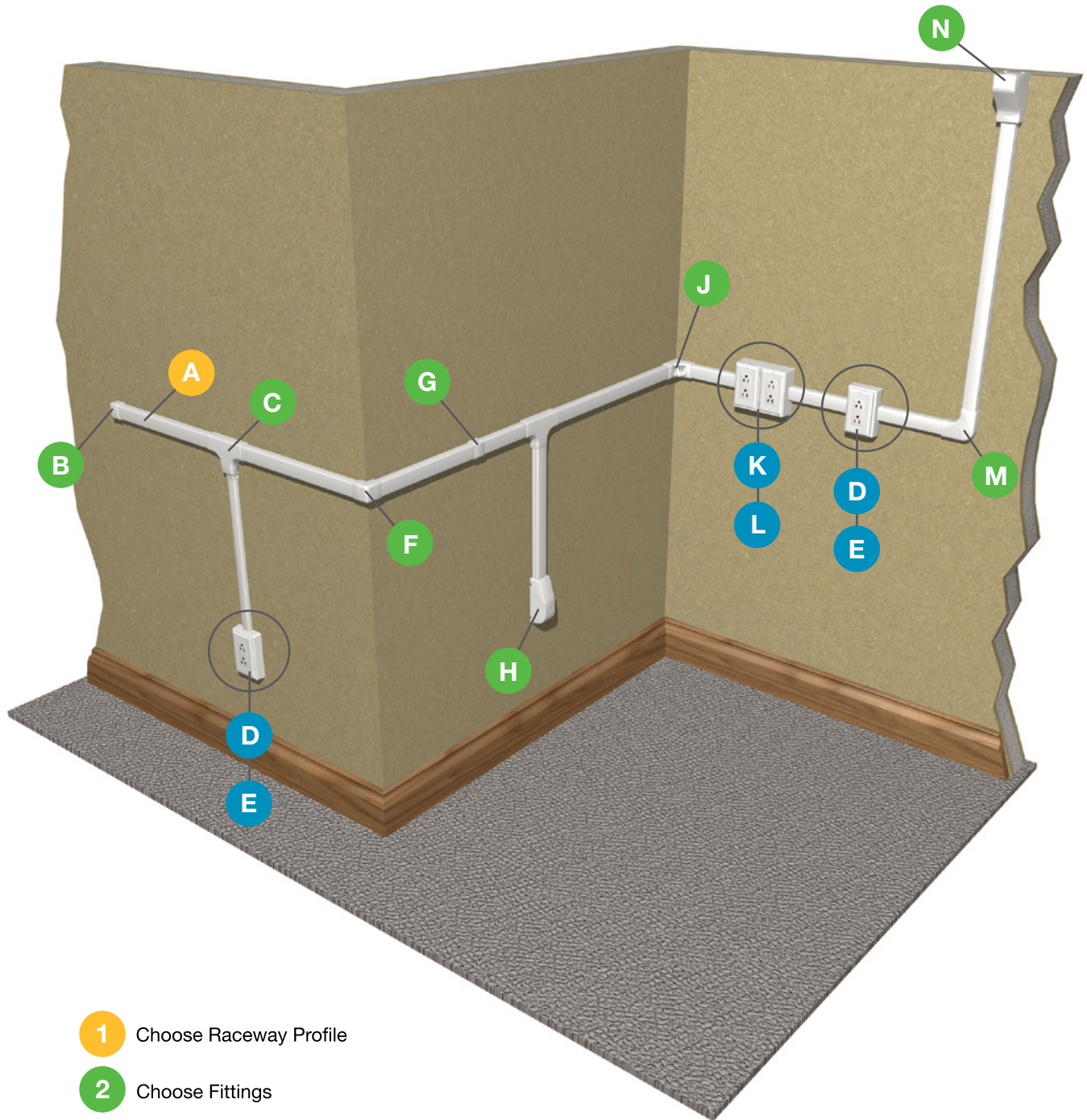
Part Number	Fitting Type	Color**
CF10**-X	Coupler LD10	Electric Ivory (EI), Off White (IW), White (WH)
CF3**-E	Coupler LD3/LD5	
CF5**-E		
CF10**-E		
ICFC3**-X	Inside corner	
ICFC5**-X		
ICFC10**-X		
OCFC10**-X	Outside Corner LD10	
OCFX3**-X	Outside Corner LD3/LD5	
OCFX5**-X		
OCFX10**-X		
RAFC3**-X	Right angle	
RAFC5**-X		
RAFC10**-X		
ECF10**-X	End cap LD10	
ECF3**-E	End cap LD3/LD5	
ECF5**-E		
ECF10**-E		
TFC3**-X	Tee	
TFC5**-X		
TFC10**-X		
DCF3**-X	Drop ceiling/entrance end	
DCF5**-X		
DCF10**-X		

**Insert colors White (WH), Off White (IW), or Electric Ivory (EI)

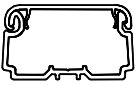
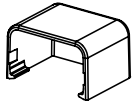
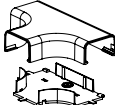
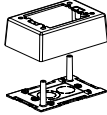


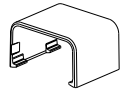
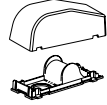
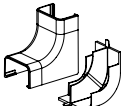
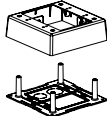
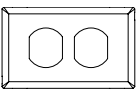
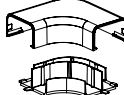
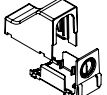


Pan-Way® LDPH Surface Raceway System Roadmap

- Two-piece, hinged design
- Single-channel
- Power rated



- 1 Choose Raceway Profile
- 2 Choose Fittings
- 3 Choose Accessories

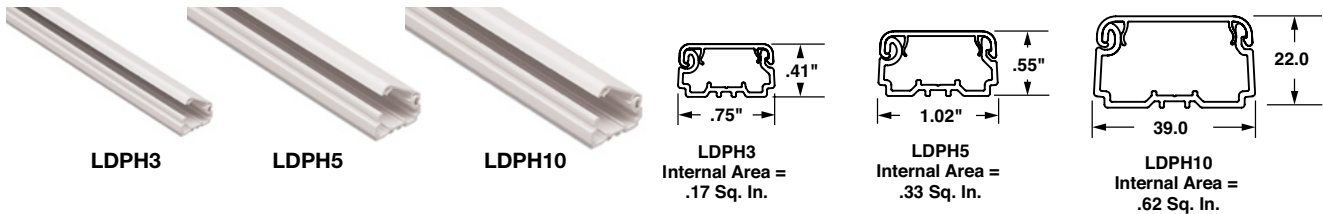
A		LDPH10** – Raceway (see page 162)
B		ECFX10** – Power Rated / 1" Bend Radius End Cap Fitting (see page 162)
C		TFX10** – Power Rated Tee Fitting (see page 162)
D		JBP1** – Power Rated Single Gang Two-Piece Box (see page 169)
E		CPG** – Single Gang Rectangular Screw-On Faceplate (see page 169)
F		OCFX10** – Power Rated Outside Corner Fitting (see page 162)
G		CFX10** – Power Rated / 1" Bend Radius Coupler Fitting (see page 162)
H		RAEFX** – Power Rated / 1" Bend Radius Right Angle Entrance End Fitting (see page 162)
J		ICFX10** – Power Rated Inside Corner Fitting (see page 162)
K		JBP2** – Power Rated Double Gang Two-Piece Box (see page 169)
L		T70P** – Double Gang Rectangular Screw-On Faceplates (see page 169)
M		RAFX10** – Power Rated Right Angle Fitting (see page 162)
N		DCEFX** – Power Rated / 1" Bend Radius Drop Ceiling Entrance End Fitting (see page 162) <i>Compatible with LDPH10 only*</i>

- Product Showcase
- Copper Systems
- Fiber Systems
- Industrial Networks
- Audio Video Systems
- Keystone Cabling Systems
- Cabinets, Thermal Mgmt, Racks, Enclosures & Cable Mgmt
- Power Management
- Cable Management Accessories
- Cable Routing Systems
- Electrical Solutions for Network Infrastructure
- Part Number Index

Pan-Way® LDPH Surface Raceway System

- UL and CSA rated 600 V; meets UL 5A and CSA C22.2 No. 62.1-03 standards; FT4 rated
- Two-piece hinged design allows cables to be laid in
- Tamper resistant

- Factory applied adhesive backing speeds installation
- Terminates using surface mount outlet box solutions or Mini-Com Surface Mount Boxes (see page 27)



LDPH Profile Channels

Part Number	Profile	Length Ft. (m)	Color**
LDPH3**6-A	LDPH3	6.0 (152.4)	Electric Ivory (EI), Off White (IW), White (WH)
LDPH3**8-A		8.0 (203.2)	
LDPH3**10-A		10.0 (245.0)	
LDPH5**6-A	LDPH5	6.0 (152.4)	
LDPH5**8-A		8.0 (203.2)	
LDPH5**10-A		10.0 (245.0)	
LDPH10**6-A	LDPH10	6.0 (152.4)	
LDPH10**8-A		8.0 (203.2)	
LDPH10**10-A		10.0 (245.0)	

**Insert colors White (WH), Off White (IW), or Electric Ivory (EI)

LD Profile Fittings

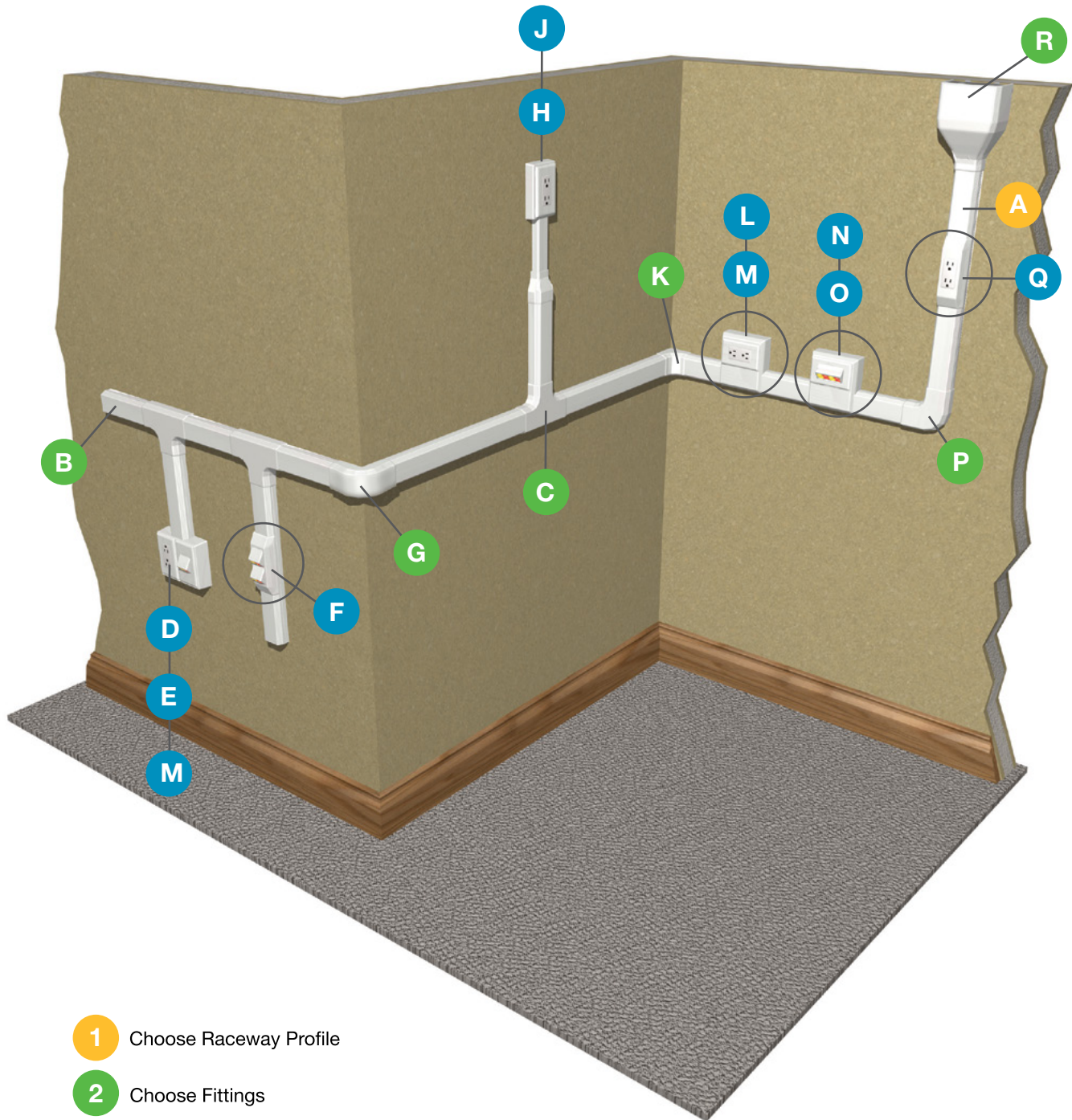
Part Number	Fitting Type	Colors**
OCFX^**-X	Outside corner	Electric Ivory (EI), Off White (IW), White (WH)
ICFX^**-X	Inside corner	
RAFX^**-X	Right angle	
TFX^**-X	Tee for LDPH3 and LDPH10	
ECFX^**-X	End cap	
DCEFX^**-X	LDPH10 Drop ceiling/entrance end	
RAEFX^**-X	Right angle/entrance end	
CFX^**-X	Coupler	

^Insert raceway size of 3', 5', or 10'

**Insert colors White (WH), Off White (IW), or Electric Ivory (EI)

Pan-Way® T-45 Surface Raceway System Roadmap

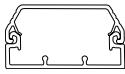


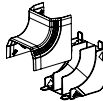

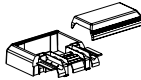

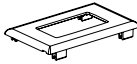
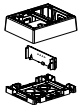

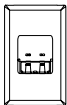


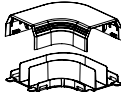
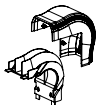



- Two-piece, hinged design
- Multi-channel (with divider wall)



- 1 Choose Raceway Profile
- 2 Choose Fittings
- 3 Choose Accessories

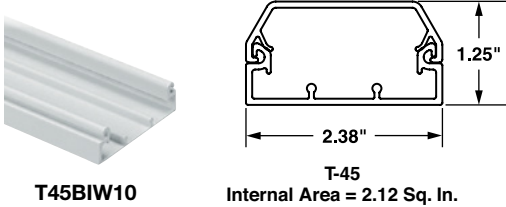
Product Showcase
Copper Systems
Fiber Systems
Industrial Networks
Audio Video Systems
Keystone Cabling Systems
Cabinets, Thermal Mgmt, Racks, Enclosures & Cable Mgmt
Power Management
Cable Management Accessories
Cable Routing Systems
Electrical Solutions for Network Infrastructure
Part Number Index

- Product Showcase
- Copper Systems
- Fiber Systems
- Industrial Networks
- Audio Video Systems
- Keystone Cabling Systems
- Cabinets, Thermal Mgmt, Racks, Enclosures & Cable Mgmt
- Power Management
- Cable Management Accessories
- Cable Routing Systems
- Electrical Solutions for Network Infrastructure
- Part Number Index

A		T45B** , T45C** – T-45 Raceway Base and Cover (see page 165)	J		CPG** - Single Gang Rectangular Electrical / Communication Screw-On Faceplate (see page 169)
A		T45DW** – T-45 Divider Wall (see page 165)	K		T45IC** – T-45 Inside Corner Fitting (see page 165)
B		T45EC** – T-45 End Cap Fitting (see page 165)	L		T45WC** – T-45 Offset Box for Snap-On Faceplates (see page 169)
C		T45T** – T-45 Tee Fitting (see page 165)	M		T70PG** – Single Gang Rectangular Electrical / Communication Snap-On Faceplate (see page 169)
D		JBP2FS** – Fast-Snap™ Double Gang Power Rated Surface Mount Outlet Box (see page 169)	N		T45WC** – T-45 Offset Box for Snap-On Faceplates (see page 169)
E		T70FV2** – Ultimate ID® Sloped Vertical Snap-On Faceplate (see page 169)	O		T70FH4** – Ultimate ID® Sloped Horizontal Snap-On Faceplate (see page 169)
F		T45HDB** – T-45 Snap-On Hinged P Data Bracket (see page 165)	P		T45RA** – T-45 Right Angle Fitting (see page 165)
G		T45OC** – T-45 Outside Corner Fitting (see page 165)	Q		T45HEGB** – T-45 Electrical Bracket Q (see page 165)
H		JBP1** - Power Rated Single Gang R Two-Piece Box (see page 169)	R		T45EE** – T-45 Entrance End Fitting (see page 165)

UL® SA LISTED SR® Pan-Way® T-45 Surface Raceway System

- UL and CSA rated 600 V; meets UL 5A and CSA C22.2 No. 62.1-03 standards; FT4 rated
- Hinged cover allows easy access from either side
- Supplied with pre-punched mounting holes
- Tamper resistant
- Terminates using the T-45 hinged data or power brackets, offset box, or surface mount outlet box solutions ([see page 27](#))



T-45 Profile Channels

Part Number	Profile	Length Ft. (m)	Color**
T45B**8	Base	8.0 (203.2)	Electric Ivory (EI), Off White (IW), White (WH)
T45B**10		10.0 (245.0)	
T45C**10	Cover	8.0 (203.2)	Off White (IW)
T45CIW8			
T45DW8	Divider Wall	10.0 (245.0)	—
T45DW10			

**Insert colors White (WH), Off White (IW), or Electric Ivory (EI)

T-45 Profile Fittings

Part Number	Profile	Color**
T45CC** -X	Cover coupler fitting	Electric Ivory (EI), Off White (IW), White (WH)
T45OC**	Outside corner fitting	
T45IC**	Inside corner fitting	
T45RA**	Right angle fitting	
T45EC**	End cap fitting	
T45EE**	Entrance end fitting	
T45T**	Tee fitting	

**Insert colors White (WH), Off White (IW), or Electric Ivory (EI)

T-45 Accessories

Part Number	Profile	Color**
T45HDB**	Snap-On Hinged P Data Bracket	Electric Ivory (EI), Off White (IW), White (WH)
T45HEGB**	Electrical Bracket Q	

**Insert colors White (WH), Off White (IW), or Electric Ivory (EI)

Product Showcase

Copper Systems

Fiber Systems

Industrial Networks

Audio Video Systems

Keystone Cabling Systems

Cabinets, Thermal Mgmt, Racks, Enclosures & Cable Mgmt

Power Management

Cable Management Accessories

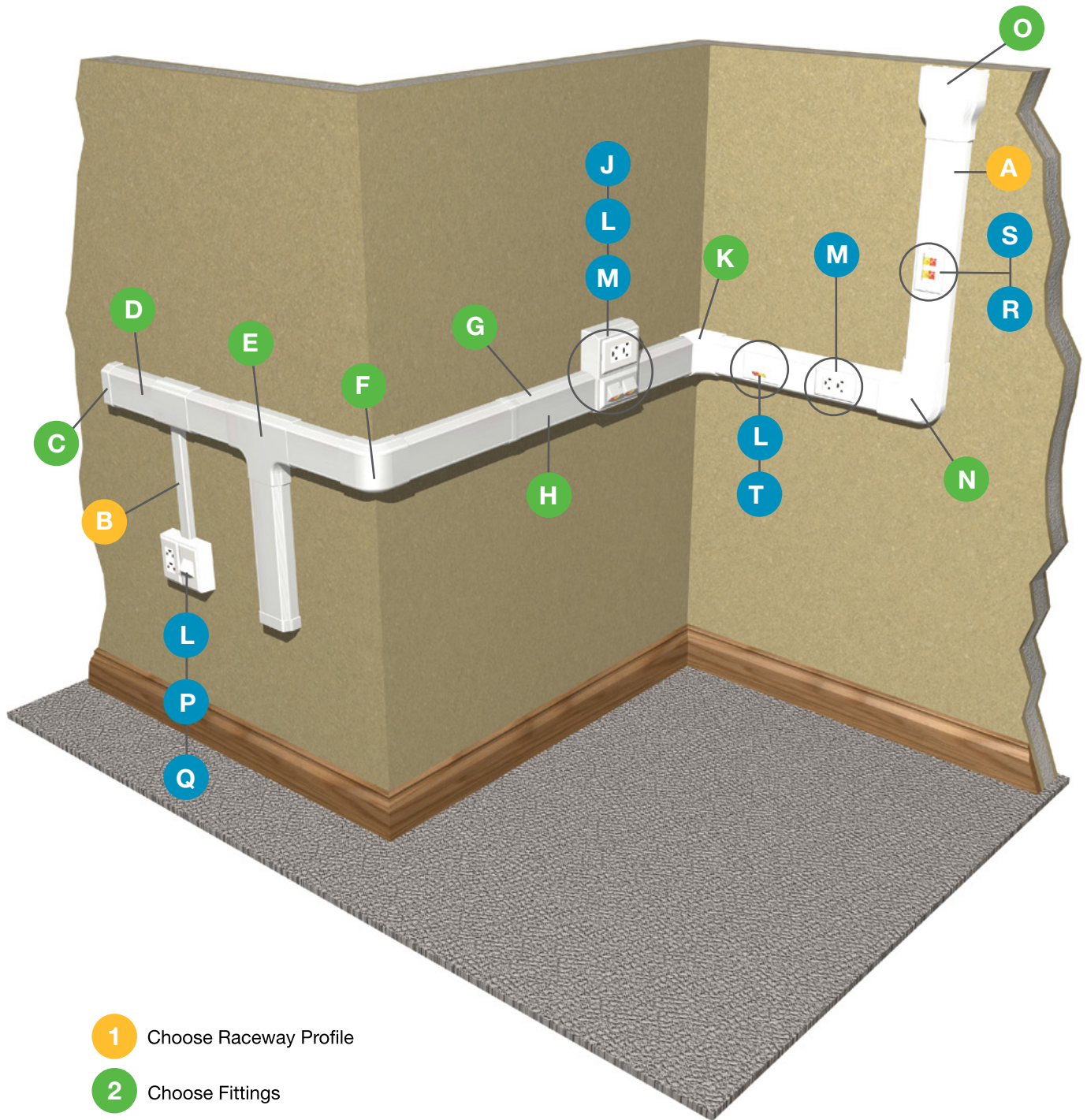
Cable Routing Systems

Electrical Solutions for Network Infrastructure

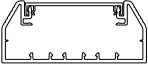
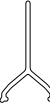

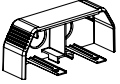
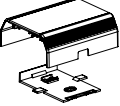
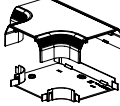
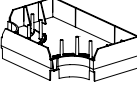
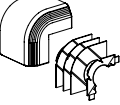

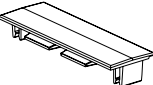
Part Number Index

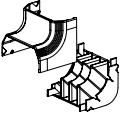
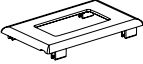
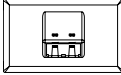
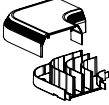

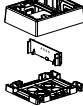

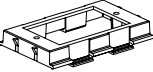

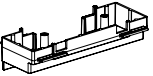
Pan-Way® T-70 Surface Raceway System Roadmap

- Two-piece design
- Multi-channel (with divider wall)



- 1 Choose Raceway Profile
- 2 Choose Fittings
- 3 Choose Accessories

A		T70B** , T70C** – T-70 Base and Cover (see page 168)
A		T70DW – T-70 Divider Wall (see page 168)
B		LDPH10** – LDPH Raceway (see page 162)
C		T70EC** – T-70 End Cap Fitting (see page 168)
D		T70TR** – T-70 Transition Fitting (see page 167)
E		T-70 Tee Fitting (T70T**) T70TD – T-70 Tee Divider (see page 168)
E		T70OC** – T-70 Outside Corner Fitting (see page 168)
F		T70BC** – T-70 Base Coupler Fitting (see page 168)
G		T70CC** – T-70 Cover Coupler Fitting (see page 168)
H		T70WC2** – 70 Workstation Outlet Center™ Offset Box for Snap-On Faceplates (see page 169)

K		T70IC** – T-70 Inside Corner Fitting (see page 168)
L		T70PG** – Single Gang Rectangular Electrical / Communication Snap-On Faceplate (see page 169)
M		T70FH2** – Ultimate ID® Sloped Horizontal Snap-On Faceplate (see page 169)
N		T70RA** – T-70 Right Angle Fitting (see page 168)
O		T70EE** – T-70 Entrance End Fitting (see page 168)
P		JBP2FS** – Fast-Snap™ Double Gang Power Rated Surface Mount Outlet Box (see page 169)
Q		T70FV2** – Vertical Sloped Communication Snap-On Faceplate (see page 169)
R		T70DB-X – T-70 Device Bracket (see page 167)
S		CPG** – Single Gang Rectangular Screw-On Faceplate (see page 169)
T		T70HB3-X – 3-Sided Hanging Box (see page 169)

Product Showcase
Copper Systems
Fiber Systems
Industrial Networks
Audio Video Systems
Keystone Cabling Systems
Cabinets, Thermal Mgmt, Racks, Enclosures & Cable Mgmt
Power Management
Cable Management Accessories
Cable Routing Systems
Electrical Solutions for Network Infrastructure
Part Number Index



Pan-Way® T-70 Surface Raceway System

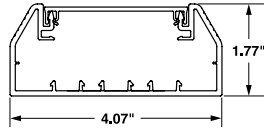
- UL and CSA rated 600 V; meets UL 5A and CSA C22.2 No. 62.1-03 standards; FT4 rated
- Large cable capacity with aesthetically pleasing design
- Tamper resistant
- Compatible with NEMA standard 70mm faceplates or Classic Series Snap-On Faceplates
- Transitions to T-45 and LD profile raceway
- Supplied with pre-punched mounting holes
- T-70 fittings are designed to maintain the TIA/EIA-568-B and 569-B required minimum bend radius for high performance copper and fiber optic cabling systems



T70B



T70C



T-70
Internal Area = 5.15 Sq. In.



T70RA



T70IC



T70T

T-70 Profile Channels

Part Number	Profile	Length Ft. (m)	Color**
T70B**6	Base	6.0 (152.4)	Electric Ivory (EI), Off White (IW), White (WH)
T70B**8		8.0 (203.2)	
T70B**10		10.0 (245.0)	
T70C**6	Cover	6.0 (152.4)	
T70C**8		8.0 (203.2)	
T70C**10		10.0 (245.0)	
T70DW6	Divider Wall	6.0 (152.4)	—
T70DW8		8.0 (203.2)	
T70DW10		10.0 (245.0)	

**Insert colors White (WH), Off White (IW), or Electric Ivory (EI)

T-70 Profile Fittings

Part Number	Profile	Color**
T70BC**-X	Base coupling	Electric Ivory (EI), Off White (IW), White (WH)
T70CC**-X	Cover coupling	
T70OC**	Outside corner fitting	
T70IC**	Inside corner fitting	
T70RA**	Right angle fitting	
T70EC**	End cap fitting	
T70EE**	Entrance end fitting	—
T70T**	Tee fitting	
T70TD	Insert for tee fitting	
T70TR**	Transition Fitting	Electric Ivory (EI), Off White (IW), White (WH)

**Insert colors White (WH), Off White (IW), or Electric Ivory (EI)

T-70 Accessories

Part Number	Profile	Color
T70DB-X	Device Bracket	International Gray (IG)
T70HB3-X	3-Sided Hanging Box	

Pan-Way® Junction Boxes

- Fast-snap boxes assemble without the use of screws and accept Snap-On Faceplates
- Fast-Snap boxes are supplied with adhesive backing to speed installation

Part Number	Description	Voltage Rating	Depth In. (mm)
JBX3510**-A	Single gang low voltage two-piece snap together outlet box with adhesive	Low Voltage	1.62 (41.15)
JB1IW-A	Single gang low voltage one-piece outlet box with adhesive		1.75 (44.45)
JB1D**-A	Single gang low voltage one-piece outlet box with adhesive, deep		2.75 (69.85)
JBP1DIW	Single gang two-piece screw together outlet box, deep	Power Rated	1.62 (41.15)
JBP2IW	Double gang two-piece screw together outlet box, standard		2.75 (69.85)
JBP2SIW	Double gang two-piece screw together outlet box, separated channel		
JBP1D**	Double gang two-piece screw together outlet box, deep		



JB1D-A**


JBP2D

**Insert colors White (WH), International White (IW), or Electric Ivory (EI)

Above Floor Raceway


- ADA Compliant over floor raceway system
- Fast snap, tamper resistant base and cover
- Power rated 4 channel design

Part Number	Description	Length Ft. (m)	Color
AFR4BCBL6	Base and cover	6.0 (152.4)	Black
AFR4JB2SBL	Power rated two-piece snap together junction box	—	
AFR4RABL	Right angle fitting		
AFR4CCBL	Coupler fitting		
AFR4ECBL	End cap fitting		
AFR4TBLGBL	Table leg transition fitting		
AFR4WTRBL	Wall transition fitting		



AFR4BCBL6

AFR4CCBL



AFR4JB2SBL

AFR4ECBL

AFR4WTRBL



AFR4RABL

AFR4TBLGBL

Raceway Faceplates

Part Number	Description	Profile	Color**
CPG**	Single Gang Rectangular Screw-On	LD, LDPH, T-45, T-70	Electric Ivory (EI), Off White (IW), White (WH)
T70FV2**	Snap-On Vertical Sloped 2-Point Communication Faceplate	LD, T-45, T-70	
T70FV4**	Snap-On Vertical Sloped 4-Point Communication Faceplate	LD, T-70	
T70P**	Double Gang Rectangular Screw-On Faceplates	LDPH	
T45WC**	T-45 Offset Box for Snap-On Faceplates	T-45	
T70PG**	Single Gang Rectangular Electrical / Communication Snap-On Faceplate	T-45, T-70	
T70FH4**	Ultimate ID® Sloped Horizontal Snap-On Faceplate	T-45	
T70WC2**	T-70 Workstation Outlet Center Offset Box for Snap-On Faceplates	T-70	
T70FH2**	Ultimate ID® Sloped Horizontal Snap-On Faceplate	T-70	



CPGIW

T70FV2IW

T70FV4IW



T70PIW

T45WCIW

T70PGIW





T70FH4IW

T70WC2IW

T70FH2IW

**Insert colors White (WH), Off White (IW), or Electric Ivory (EI)



Cable Cleat Solutions

Ensure cables remain contained in the event of a short circuit fault to minimize disruption and damage to personnel and property. Uniquely engineered for ease of installation and available in a range of applications for harsh environments, our cable cleats meet the needs of any project while providing on-the-job productivity, reliability, and safety.



Like what you see and want more?

For more Cable Cleat options,
visit www.panduit.com/cable-cleats

ELECTRICAL SOLUTIONS FOR NETWORK INFRASTRUCTURE

Identification Products	172
Labeling Software.....	173
Cable Cleats	174
Strapping Cable Cleats	
Stainless Steel Cable Cleats	
Aluminum Steel Cable Cleats	
Polymer Cable Cleats	

Identification Products

Part Number	Description
-------------	-------------

MP300 Printer

MP300	Includes MP300 printer, one (1) cassette of S100X150VAM self-laminating labels, rechargeable Li-Ion Battery Pack, hard carrying case, AC power adapter, USB cable, magnetic attachments, and quick reference
--------------	--



MP300

Label Cassettes

Part Number	Description	Quantity of Labels per Cassette	Printer Compatibility		Width In. (mm)	Length In. (mm)	Print-On Area Height In. (mm)	Min. Cable O.D. In. (mm)	Max. Cable O.D. In. (mm)	Wire/Cable AWG Range	Color
			MP 100	MP 300							
R100X150V1M	MP Cassette, Turn-Tell Self-Laminating Label, Vinyl	100			1.0 (25.4)	1.50	0.5 (12.7)	0.22 (5.59)	0.28 (7.11)	10 – 6 AWG wire/cable, Category 5e/6/6A UTP and Category 5e FTP cable	Black on White
R100X225V1M		75	N	Y		2.25	0.75 (19.1)	0.28 (7.11)	0.39 (9.91)	8 – 4 AWG wire/cable, Category 6 FTP and Category 6A cable	
S100X150VAM		175			1.5 (38.1)	0.50	0.16 (4.06)	0.32 (8.13)	Category 5e, Category 6		
S100X225VAM		125			2.25 (57.15)	0.75 (19.1)	0.24 (6.1)	0.48 (12.19)	8 – 4 AWG		
S100X150VAM		175			1.5 (38.1)	0.50	0.16 (4.06)	0.32 (8.13)	Category 5e, Category 6		



Part Number	Description	Quantity of Labels per Cassette	Printer Compatibility		Width In. (mm)	Length In. (mm)	Color
			MP100	MP300			
C195X040Y1M	MP Cassette, Comp Label, Non-Adhesive Polyester	125	N	Y	1.95 (49.53)	0.4 (10.16)	Black on White
C261X035Y1M		100			2.61 (66.29)	0.35 (8.89)	



Part Number	Description	Printer Compatibility		Width In. (mm)	Length Ft. (m)	Color
		MP100	MP300			
T038X000VPM-BK	MP Cassette, Continuous Tape, Vinyl	Y	Y	0.354 (9.0)	23.0 (7.0)	Black on White
T100X000VPM-BK				0.945 (24.0)		



Labeling Software

- Powerful, easy-to-use, and affordable software that provides innovative features and functionality to address unique labeling needs
- Quickly create simple or complex labels with text boxes, lines, frames, or tables, and other useful tools
- Design detailed labels with multiple zones and objects for applications such as rating plates, arc flash labels, and fiber optic enclosures
- Simple user interface shows labels on the screen as they will be printed

Part Number	Description
EMPLUS-CD	Easy-Mark Plus™ Labeling Software, CD-ROM



Laser/Ink Jet Labels

Part Number	Width In. (mm)	Length In. (mm)	Print-On Area Height In. (mm)	Min. Cable O.D. In. (mm)	Max. Cable O.D. In. (mm)	Wire AWG Range	Labels Per Row	Labels Per Sheet	Color
R100X150X1J	1.0 (25.4)	1.5 (38.1)	0.5 (12.7)	0.22 (5.59)	0.28 (7.11)	Category 5e UTP, Category 6 UTP, Category 6A UTP, Category 5e FTP, 10 – 6 AWG	6	24	White
R100X225X1J		2.25 (57.15)	0.75 (19.05)	0.28 (7.11)	0.39 (9.06)	Category 6 FTP, Category 6A UTP, Category 6A FTP, 8 – 4 AWG	6	18	
BEST SELLER S100X150YAJ		1.5 (38.1)	0.5 (12.7)	0.16 (4.06)	0.34 (8.13)	Category 5e UTP, Category 6 UTP, Category 6A UTP, Category 5e FTP, 10 – 6 AWG	7	42	
BEST SELLER S100X225YAJ		2.25 (57.15)	0.75 (19.05)	0.24 (6.1)	0.48 (12.19)	Category 6 FTP, Category 6A UTP, Category 6A FTP, 8 – 4 AWG	8	32	



TDP Printer/Labels

Part Number	Description
BEST SELLER TDP43ME	300 dpi printer; includes printer, Easy-Mark Plus™ Labeling Software, RMEH4BL black hybrid ribbon, AC power adapter with US power cord, USB cable, user manual, quick start card, TDP43ME-TB-KIT, and driver disk; for use in North America



Part Number	Width In. (mm)	Length In. (mm)	Print-On Area Height In. (mm)	Min. Cable O.D. In. (mm)	Max. Cable O.D. In. (mm)	Wire AWG Range	Labels Per Row	Color
BEST SELLER R100X150V1T	1.0 (25.4)	1.50	0.5 (12.7)	0.22 (5.59)	0.28 (7.11)	Category 5e UTP, Category 6 UTP, Category 6A UTP	4	White
R100X225V1T		2.25	0.75 (19.05)	0.28 (7.11)	0.39 (9.06)	Category 6 FTP, Category 6A UTP, Category 6A FTP, 8 – 4 AWG		
BEST SELLER S100X150VATY		1.50	0.5 (12.7)	0.16 (4.06)	0.34 (8.13)	Category 5e UTP, Category 6 UTP, Category 6A UTP, Category 5e FTP, 10 – 6 AWG		
BEST SELLER S100X225VATY		2.25	0.75 (19.05)	0.24 (6.1)	0.48 (12.19)	Category 6 FTP, Category 6A UTP, Category 6A FTP, 8 – 4 AWG		



Strapping Cable Cleats

- Inherent cable range taking, compatible with single/multicore, trefoil, quad, and custom cable arrangements
- Strapping cleats made from 304 or 316L stainless steel
- Cushion sleeve options available as reels for custom-length applications or discrete lengths providing intuitive quick and easy installation.

- Uniclip Brackets feature high resistance to lateral and axial movement, eliminate diagonal installations, and allows Panduit stainless steel ties and straps to be installed on any style or design of cable tray; slotted or unslotted



Locking Strap Cable Cleat

Part Number	Flat/Multicore Double Loop Cable Diameter Range In. (mm)	Trefoil Double Loop Cable Diameter Range In. (mm)	Quad Double Loop Cable Diameter Range In. (mm)	Width In. (mm)	Std. Pkg. Qty.
MLT4DEH15-Q316	0.47 – 3.74 (12 – 95)	0.47 – 1.65 (12 – 42)	0.47 – 1.42 (12 – 36)	0.50 (12.70)	25
MLT4DSH-Q316				0.63 (15.90)	
MLT6DEH15-Q316	3.74 – 5.91 (95 – 150)	1.65 – 2.83 (42 – 72)	1.42 – 2.40 (36 – 61)	0.50 (12.70)	
MLT6DSH-Q316				0.63 (15.90)	
MLT8DEH15-Q316	5.91 – 7.68 (150 – 195)	2.83 – 3.94 (72 – 100)	2.40 – 3.35 (61 – 85)	0.50 (12.70)	
MLT8DSH-Q316				0.63 (15.90)	

Buckle Strap Cable Cleat

Part Number	Flat/Multicore Double Loop Cable Diameter Range In. (mm)	Flat/Multicore Triple Loop Cable Diameter Range In. (mm)	Trefoil Double Loop Cable Diameter Range In. (mm)	Trefoil Triple Loop Cable Diameter Range In. (mm)	Quad Double Loop Cable Diameter Range In. (mm)	Quad Triple Loop Cable Diameter Range In. (mm)	Width In. (mm)	Std. Pkg. Qty.
MS4W75T30-Q6	0.47 – 1.77 (12 – 45)	0.47 – 1.18 (12 – 30)	0.47 – 0.79 (12 – 20)	—	—	—	0.75 (19.1)	25
MS6W75T30-Q6	1.77 – 2.76 (45 – 70)	1.18 – 1.81 (30 – 46)	0.79 – 1.18 (20 – 30)	0.47 – 0.79 (12 – 20)	0.47 – 0.98 (12 – 25)	—		
MS8W75T30-Q6	2.76 – 3.74 (70 – 95)	1.81 – 2.48 (46 – 63)	1.18 – 1.65 (30 – 42)	0.79 – 1.02 (20 – 26)	0.98 – 1.42 (25 – 36)	0.47 – 0.87 (12 – 22)		
MS10W75T30-Q6	3.74 – 4.72 (95 – 120)	2.48 – 3.15 (63 – 80)	1.65 – 2.28 (42 – 58)	1.02 – 1.38 (26 – 35)	1.42 – 1.93 (36 – 49)	0.87 – 1.18 (22 – 30)		
MS12W75T30-Q6	4.72 – 5.91 (120 – 150)	3.15 – 3.94 (80 – 100)	2.28 – 2.83 (58 – 72)	1.38 – 1.73 (35 – 44)	1.93 – 2.4 (49 – 61)	1.18 – 1.46 (30 – 37)		
MS14W75T30-Q6	5.91 – 6.69 (150 – 170)	3.94 – 4.45 (100 – 113)	2.83 – 3.39 (72 – 86)	1.73 – 2.09 (44 – 53)	2.4 – 2.87 (61 – 73)	1.46 – 1.77 (37 – 45)		

Individual Cushion Sleeve

Part Number	Flat/Multicore Cable Diameter Range In. (mm)	Trefoil Cable Diameter Range In. (mm)	Quad Cable Diameter Range In. (mm)	Length In. (mm)	Width In. (mm)	Thickness In. (mm)	Std. Pkg. Qty.
CSB42-150-230-Q	1.38 – 2.75 (35 – 70)	0.71 – 1.26 (18 – 32)	0.63 – 1.14 (16 – 29)	10.80 (274)	2.62 (66.70)	0.10 (2.50)	25
CSB42-230-330-Q	2.75 – 3.94 (70 – 100)	1.26 – 1.97 (32 – 50)	1.14 – 1.73 (29 – 44)	14.80 (376)			
CSB42-330-430-Q	3.94 – 5.12 (100 – 130)	1.97 – 2.75 (50 – 70)	1.73 – 2.28 (44 – 58)	18.80 (478)			

(continued on next page)

Strapping Cable Cleats *(continued)*

Cushion Sleeve Reels

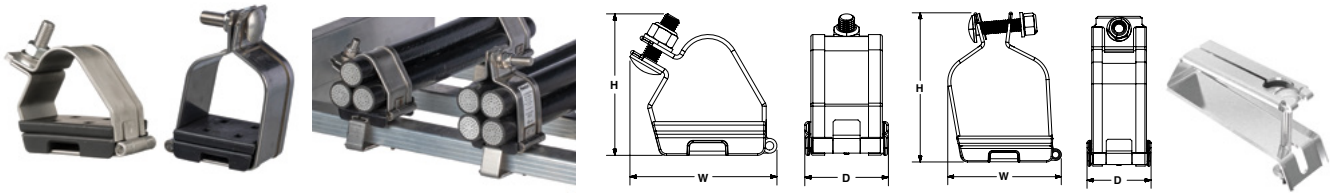
Part Number	Material	Length Ft. (m)	Width In. (mm)	Thickness In. (mm)	Std. Pkg. Qty.
BEST SELLER PCSLSH-B-CR	TPE Low Smoke, Halogen Free	100 (2540)	1.05 (26.8)	0.08 (2.2)	1
BEST SELLER PCSSH-B-CR	Neoprene		0.91 (23.1)	0.12 (3.1)	

UC Series Brackets

Part Number	Description	Std. Pkg. Qty.
UCSQ1-V316	Mounting bracket – Strut Type, 316L stainless steel	5
UCIB1-V316	Mounting bracket - I-Beam, 316L stainless steel	
UCTH1-V316	Mounting Bracket - Top Hat Type, 316L Stainless Steel	

Stainless Steel Cable Cleats

- Cable range taking capability, compatible with trefoil and quad cable arrangements
- Cable Cleats are made from 316/316L stainless steel and spacers are made from low-smoke, halogen free TPE
- Metal Cable Cleat Brackets are made from 316/316L stainless steel and allows Stainless Steel Cable Cleats to be installed on any style or design of cable tray; slotted or unslotted



Stainless Steel Trefoil Cable Cleats

Part Number	Cable Diameter Range In. (mm)	H In. (mm)	W In. (mm)	D In. (mm)	Weight lb. (g)	Mounting Holes	Std. Pkg. Qty.
CCSSTR2025-X	0.79 – 0.98 (20 – 25)	3.43 (87)	3.39 (86)	2.48 (63)	0.92 (417)	1 X M8	10
CCSSTR2328-X	0.91 – 1.10 (23 – 28)	3.58 (91)	3.54 (90)		0.97 (439)		
CCSSTR2632-X	1.02 – 1.26 (26 – 32)	3.74 (95)	3.82 (97)		1.06 (480)		
CCSSTR3036-X	1.18 – 1.42 (30 – 36)	3.94 (100)	4.13 (105)		1.14 (518)		
CCSSTR3440-X	1.34 – 1.58 (34 – 40)	4.25 (108)	4.37 (111)		1.21 (547)		
CCSSTR3844-X	1.50 – 1.73 (38 – 44)		4.69 (119)		1.28 (581)		
CCSSTR4248-X	1.65 – 1.89 (42 – 48)	4.41 (112)	4.96 (126)		1.35 (613)		
CCSSTR4652-X	1.81 – 2.05 (46 – 52)	4.61 (117)	5.24 (133)		1.43 (647)		
CCSSTR5057-X	1.97 – 2.24 (50 – 57)	4.84 (123)	5.63 (143)		1.51 (686)		
CCSSTR5461-X	2.13 – 2.40 (54 – 61)	5.12 (130)	5.91 (150)		1.59 (720)		
CCSSTR5865-X	2.28 – 2.56 (58 – 65)	5.43 (138)	6.18 (157)		1.66 (754)		
CCSSTR6269-X	2.44 – 2.72 (62 – 69)	5.71 (145)	6.50 (165)		1.72 (782)		

Stainless Steel Quad Cable Cleat

Part Number	Cable Diameter Range In. (mm)	H In. (mm)	W In. (mm)	D In. (mm)	Weight lb. (g)	Mounting Holes	Std. Pkg. Qty.
CCSSQD2226-X	0.87 – 1.02 (22 – 26)	4.06 (103)	2.76 (70)	2.48 (63)	0.89 (404)	1 x M8	10
CCSSQD2529-X	0.98 – 1.14 (25 – 29)	4.41 (112)	3.03 (77)		0.94 (426)		
CCSSQD2834-X	1.10 – 1.34 (28 – 34)	4.80 (122)	3.46 (88)		1.05 (477)		
CCSSQD3339-X	1.30 – 1.54 (33 – 39)	5.31 (135)	3.98 (101)		1.13 (512)		
CCSSQD3844-X	1.50 – 1.73 (38 – 44)	5.79 (147)	4.41 (112)		1.25 (566)		

(continued on next page)

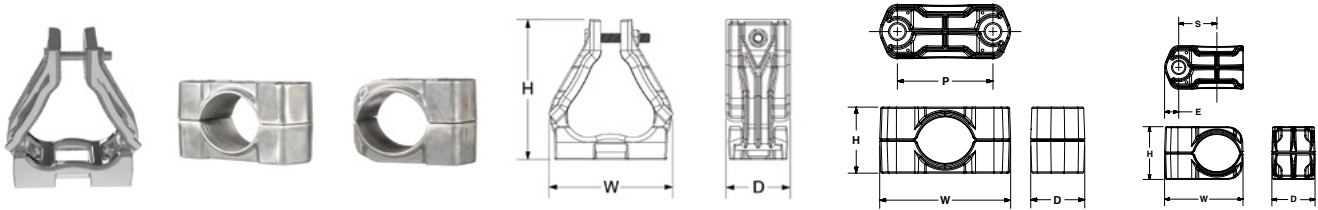
Stainless Steel Cable Cleats *(continued)*

CBH Series Brackets

Part Number	Description	Rung Height In. (mm)	Rung Width In. (mm)	Part Weight lb. (g)
CBH15L50-V6	Cleat bracket, height 15 mm, length 50 mm, 316L stainless steel	0.00 – 0.59 (0 – 15)	1.97 (50)	0.32 (145)
CBH20L50-V6	Cleat bracket, height 20 mm, length 50 mm, 316L stainless steel	0.59 – 0.79 (15 – 20)		
CBH25L50-V6	Cleat bracket, height 25 mm, length 50 mm, 316L stainless steel	0.79 – 0.98 (20 – 25)		0.33 (151)
CBH30L50-V6	Cleat bracket, height 30 mm, length 50 mm, 316L stainless steel	0.98 – 1.18 (25 – 30)		0.34 (154)

Aluminum Cable Cleats

- Features rounded edges for cable protection and ridges to hold cabling in place
- Hinged trefoil cleats are designed for additional cable range-taking and nylon insert lock nut assists in vibration dampening
- One-hole and two-hole cleats are designed to be installed on the cable tray run via fixing hole(s) and user-supplied M10 bolt(s)



Aluminum Trefoil Cable Cleat

Part Number	Cable Diameter Range In. (mm)	H In. (mm)	W In. (mm)	D In. (mm)	Weight lb. (g)	Mounting Holes	Std. Pkg. Qty.
CCALTR2326-X	0.91 – 1.02 (23 – 26)	3.94 (100)	3.98 (101)	2.17 (55)	0.81 (370)	1 x M8	10
CCALTR2528-X	0.98 – 1.10 (25 – 28)	4.06 (103)	4.13 (105)		0.85 (385)		
CCALTR2730-X	1.06 – 1.18 (27 – 30)	4.21 (107)	3.85 (98)		0.85 (388)		
CCALTR2932-X	1.14 – 1.26 (29 – 32)	4.33 (110)			0.87 (397)		
CCALTR3135-X	1.22 – 1.38 (31 – 35)	4.57 (116)	3.97 (101)		0.92 (418)		
CCALTR3438-X	1.34 – 1.50 (34 – 38)	4.76 (121)	4.18 (106)		0.93 (424)		
CCALTR3741-X	1.46 – 1.61 (37 – 41)	4.99 (127)	4.41 (112)		0.98 (448)		
CCALTR4044-X	1.57 – 1.73 (40 – 44)	5.24 (133)	4.64 (118)		1.05 (477)		
CCALTR4347-X	1.69 – 1.85 (43 – 47)	5.52 (140)	4.85 (123)		1.14 (516)		
CCALTR4651-X	1.81 – 2.01 (46 – 51)	5.83 (148)	5.05 (128)		1.23 (558)		
CCALTR5056-X	1.97 – 2.20 (50 – 56)	6.22 (158)	5.50 (140)		1.32 (602)		
CCALTR5561-X	2.17 – 2.40 (55 – 61)	6.57 (167)	5.72 (145)		1.42 (647)		
CCALTR6067-X	2.36 – 2.64 (60 – 67)	7.01 (178)	6.15 (156)		1.55 (706)		
CCALTR6675-X	2.60 – 2.95 (66 – 75)	7.6 (193)	6.72 (171)		1.73 (787)		

(continued on next page)

Aluminum Cable Cleats (continued)

Aluminum Two-Hole Cable Cleat

Part Number	Cable Diameter Range In. (mm)	H In. (mm)	W In. (mm)	D In. (mm)	P In. (mm)	Weight lb. (g)	Mounting Holes	Std. Pkg. Qty.
CCAL2H3846-X	1.50 – 1.81 (38 – 46)	2.01 (51)	3.98 (101)	1.64 (42)	2.91 (74)	0.50 (226)	2 x M10	10
CCAL2H4658-X	1.81 – 2.28 (46 – 58)	2.36 (60)	4.52 (115)	1.69 (43)	3.39 (86)	0.64 (291)		
CCAL2H5870-X	2.28 – 2.76 (58 – 70)	2.87 (73)	5.20 (132)	1.77 (45)	3.97 (101)	0.89 (404)		
CCAL2H7083-X	2.76 – 3.27 (70 – 83)	3.39 (86)	5.71 (145)	1.81 (46)	4.48 (114)	1.09 (496)		
CCAL2H8397-X	3.27 – 3.82 (83 – 97)	3.94 (100)	6.37 (162)	1.85 (47)	5.07 (129)	1.39 (630)		
CCAL2H97109-X	3.82 – 4.29 (97 – 109)	4.53 (115)	3.89 (175)	1.93 (49)	5.55 (141)	1.66 (754)		
CCAL2H109120-X	4.29 – 4.72 (109 – 120)	5.04 (128)	7.33 (186)	1.98 (50)	5.99 (152)	1.92 (873)		

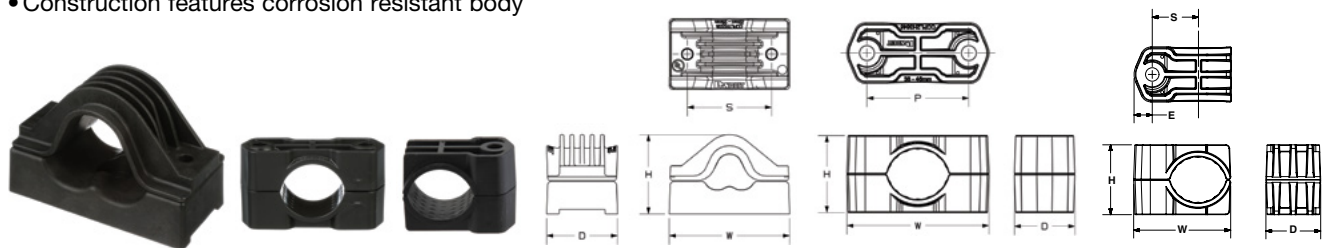
Aluminum One-Hole Cable Cleat

Part Number	Cable Diameter Range In. (mm)	H In. (mm)	W In. (mm)	D In. (mm)	E In. (mm)	S In. (mm)	Weight lb. (g)	Mounting Holes	Std Pkg. Qty.
CCAL1H1013-X	0.39 – 0.51 (10 – 13)	0.91 (23)	1.57 (40)	1.61 (41)	0.48 (12)	0.79 (20)	0.11 (50)	1 x M10	10
CCAL1H1316-X	0.51 – 0.63 (13 – 16)	1.02 (26)	1.72 (44)			0.83 (21)	0.13 (59)		
CCAL1H1619-X	0.63 – 0.75 (16 – 19)	1.14 (29)	1.88 (48)			0.91 (23)	0.15 (68)		
CCAL1H1923-X	0.75 – 0.91 (19 – 23)	1.26 (32)	2.04 (52)		0.51 (13)	0.99 (25)	0.17 (77)		
CCAL1H2327-X	0.91 – 1.06 (23 – 27)	1.42 (36)	2.28 (58)		1.07 (27)	0.20 (89)			
CCAL1H2732-X	1.06 – 1.26 (27 – 32)	1.57 (40)	2.44 (62)	1.65 (42)	0.55 (14)	1.19 (30)	0.24 (107)		
CCAL1H3238-X	1.26 – 1.50 (32 – 38)	1.77 (45)	2.68 (68)			1.30 (33)	0.27 (125)		
CCAL1H3846-X	1.50 – 1.81 (38 – 46)	2.01 (51)	2.98 (76)			1.45 (37)	0.33 (149)		
CCAL1H4651-X	1.81 – 2.01 (46 – 51)	2.36 (60)	3.26 (83)			1.58 (40)	0.40 (181)		
CCAL1H5157-X	2.01 – 2.24 (51 – 57)	2.56 (65)	3.49 (89)			1.66 (42)	1.70 (43)		

Polymer Cable Cleats

- Features rounded edges for cable protection and ridges to hold cabling in place
- Construction features corrosion resistant body

- Cable cleats are designed to be installed on the cable tray run via fixing hole(s) and user-supplied M10 bolt(s)



Polymer Trefoil Cable Cleat

Part Number	Cable Diameter Range In. (mm)	H In. (mm)	W In. (mm)	D In. (mm)	S In. (mm)	Weight lb. (g)	Mounting Holes	Std. Pkg. Qty.
CCPLTR2228-X	0.87 – 1.10 (22 – 28)	3.46 (88)	5.20 (132)	3.07 (78)	3.62 (92)	1.29 (585)	1 X M10, 2 X M10	10
CCPLTR2633-X	1.02 – 1.30 (26 – 33)	3.86 (98)	5.59 (142)		4.02 (102)	1.39 (630)		
CCPLTR3139-X	1.22 – 1.54 (31 – 39)	4.13 (105)	6.06 (154)		4.49 (114)	1.51 (685)		
CCPLTR3745-X	1.46 – 1.77 (37 – 45)	4.61 (117)	6.54 (166)		4.96 (126)	1.64 (745)		
CCPLTR4352-X	1.69 – 2.05 (43 – 52)	5.04 (128)	7.09 (180)		5.51 (140)	1.80 (815)		
CCPLTR5060-X	1.97 – 2.36 (50 – 60)	5.55 (141)	7.76 (197)		6.14 (156)	1.97 (895)		

(continued on next page)

- Product Showcase
- Copper Systems
- Fiber Systems
- Industrial Networks
- Audio Video Systems
- Keystone Cabling Systems
- Cabinets, Thermal Mgmt, Racks, Enclosures & Cable Mgmt
- Power Management
- Cable Management Accessories
- Cable Routing Systems
- Electrical Solutions for Network Infrastructure
- Part Number Index

Polymer Cable Cleats *(continued)*

Polymer Two-Hole Cable Cleat

Part Number	Cable Diameter Range In. (mm)	H In. (mm)	W In. (mm)	D In. (mm)	P In. (mm)	Weight lb. (g)	Mounting Holes	Std. Pkg. Qty.
CCPL2H3846-X	1.50 – 1.81 (38 – 46)	2.20 (56)	4.07 (103)	1.73 (44)	2.92 (74)	0.31 (143)	2 x M10	10
CCPL2H4658-X	1.81 – 2.28 (46 – 58)	2.56 (65)	4.53 (115)	1.74 (44)	3.37 (86)	0.38 (175)		
CCPL2H5870-X	2.28 – 2.76 (58 – 70)	3.07 (78)	5.04 (128)	1.76 (45)	3.85 (98)	0.48 (220)		
CCPL2H7083-X	2.76 – 3.27 (70 – 83)	3.19 (81)	5.56 (141)	1.85 (47)	4.36 (111)	0.60 (273)		
CCPL2H8397-X	3.27 – 3.82 (83 – 97)	4.13 (105)	6.13 (156)	1.95 (50)	4.91 (125)	0.74 (335)		
CCPL2H97109-X	3.82 – 4.29 (97 – 109)	4.72 (120)	6.64 (169)	2.06 (50)	5.40 (137)	0.88 (402)		
CCPL2H109120-X	4.29 – 4.72 (109 – 120)	5.24 (133)	7.10 (180)	2.09 (53)	5.84 (148)	1.01 (460)		
CCPL2H120135-X	4.72 – 5.31 (120 – 135)	5.71 (145)	7.69 (195)	2.17 (55)	6.42 (163)	1.17 (533)		
CCPL2H135150-X	5.31 – 5.91 (135 – 150)	6.34 (161)	8.31 (211)	2.19 (56)	7.01 (178)	1.35 (615)		
CCPL2H150165-X	5.91 – 6.50 (150 – 165)	6.97 (177)	8.92 (227)	2.29 (58)	7.61 (193)	1.57 (712)		

Polymer One-Hole Cable Cleat

Part Number	Cable Diameter Range In. (mm)	H In. (mm)	W In. (mm)	D In. (mm)	E In. (mm)	S In. (mm)	Weight lb. (g)	Mounting Holes	Std. Pkg. Qty.
CCPL1H1013-X	0.39 – 0.51 (10 – 13)	1.10 (28)	1.74 (44)	1.69 (43)	0.56 (14)	0.83 (21)	0.08 (38)	1 x M10	10
CCPL1H1316-X	0.51 – 0.63 (13 – 16)	1.22 (31)	1.87 (48)			0.87 (22)	0.10 (44)		
CCPL1H1619-X	0.63 – 0.75 (16 – 19)	1.34 (34)	2.00 (51)			0.94 (24)	0.11 (49)		
CCPL1H1923-X	0.75 – 0.91 (19 – 23)	1.46 (37)	2.15 (55)			1.01 (26)	0.12 (56)		
CCPL1H2327-X	0.91 – 1.06 (23 – 27)	1.61 (41)	2.32 (59)			1.09 (28)	0.14 (63)		
CCPL1H2732-X	1.06 – 1.26 (27 – 32)	1.77 (45)	2.52 (64)	1.73 (44)	0.59 (15)	1.19 (30)	0.16 (72)		
CCPL1H3238-X	1.26 – 1.50 (32 – 38)	1.97 (50)	2.75 (70)			1.31 (33)	0.18 (82)		
CCPL1H3846-X	1.50 – 1.81 (38 – 46)	2.28 (58)	3.06 (78)			1.46 (37)	0.21 (96)		
CCPL1H4651-X	1.81 – 2.01 (46 – 51)	2.56 (65)	3.29 (84)			1.57 (40)	0.25 (114)		
CCPL1H5157-X	2.01 – 2.24 (51 – 57)	2.76 (70)	3.53 (90)			1.69 (43)	0.28 (125)		



Like what you see and want more?

For more Cable Cleat options, visit www.panduit.com/cable-cleats

Index by Part Number

FFDPZF048F 38	FLCS2/9SOCA9AG 40	FOCTT2-PKIT 40	FQZN-12-10AS 57
FFDPZF072F 38	FLCS2/9SOCPXAQ 40	FOCTT2-PKIT2 40	FQZO-12-10AF 57
FFDPZF096F 38	FLCS2/9SOCU9BU 40	FODPW12Y 34	FQZO-12-10AS 57
FFWC2X2LYL 145	FLCSLT9SOCA9AG 40	FODPW24Y 34	FQZO-12-10U 57
FH4ZU-24-NMNMA 44	FLCSLT9SOCPXAQ 40	FODPX06Y 34	FR1.5IDELYL 147
FH4ZU-24-NMNMB 44	FLCSLT9SOCU9BU 40	FODPX12Y 34	FR4PRB58 148
FH4ZU-48-NMNMA 44	FLCSMC5BLY 39	FODPX06Y 34	FR4X4YL6 139
FHC3XO-08-10B 44	FLCSMC6EY 39	FODPZ12Y 34	FR6ACB12 142
FHC3XO-08H-10B 44	FLCSMCXAQY 39	FODPZ24Y 34	FR6ACB12M 142
FHC3XO-24H-10^ 44	FLCSMCBUY 39	FODR06Y 34	FR6ACB58 142
FHC3XO-24H-10B 44	FLEX-0RUBR06** 42	FODR12Y 34	FR6ALB 142
FHC3ZA-08-10B 44	FLEX1U04 42	FODR24Y 34	FR6CS12 142
FHC3ZA-08H-10B 44	FLEX1U06** 42	FOGPZ12Y 36	FR6CS12M 142
FHC3ZA-24H-10^ 44	FLEX1U12 42	FOIPZ02Y 38	FR6CS58 142
FHC3ZA-24H-10B 44	FLEX1UPN04 42	FOIRX02Y 38	FR6LB 142
FHC9N-12-10AF 43	FLEX1UPN06** 42	FOJDZ06 64	FR6LRB 142
FHC9N-12-10AS 43	FLEX1UPN12 42	FOJDZ12 64	FR6TB12M 142
FHC9N-12-10U 43	FLEX2U04 42	FOJDZ24 64	FR6TB38 142
FHC9N-16-C2U 44	FLEX2U06** 42	FOKPX06 36	FR6TRBE12 142
FHC9N-16F-C2U 44	FLEX2U12 42	FOKRX48 36	FR6TRBE58 142
FHC9N-24-10AF 43	FLEX2UPN04 42	FOLPC-1.25MM 40	FR6TRBN12 142
FHC9N-24-10AS 43	FLEX2UPN06** 42	FOLPC-1.25SM 40	FR6TRBN58 142
FHC9N-24-10U 43	FLEX2UPN12 42	FOLPC-2.5MM 40	FR6X4YL6 133
FHC9N-36-C3U 44	FLEX4U04 42	FOLPC-2.5SM 40	FR9TP55A001F003 58
FHC39N-08-10^ 44	FLEX4U06** 42	FOMPX24Y 36	FR9UP77A002F005 58
FHC39N-08-10A 44	FLEX4U12 42	FONPZ24Y 35	FR9UPEEA001F005 58
FHC39N-08H-10A 44	FLEX4UPN04 42	FONRX48Y 35	FR9UPJJA002F005 58
FHC39N-24H-10A 44	FLEX4UPN06** 42	FONRX96Y 35	FR12ACAB 130
FHCSA-12-10U 43	FLEX4UPN12 42	FOPPX06Y 34	FR12ACB12N 130
FHCSA-24-10U 43	FLEX-CLIP12 46	FOPPX12Y 34	FR12ACB58 130
FHCWA-12-10BN 43	FLEX-CM-1UB 46	FOPPX24Y 34	FR12ALB 130
FHCWA-24-10BN 43	FLEX-CM-1UBKIT 46	FOPPZ06Y 34	FR12CS12 130
FHCXO-12-10AF 43	FLEX-CM12S 46	FOPPZ12Y 34	FR12CS12M 130
FHCXO-12-10AS 43	FLEX-FCM1UA 45	FOPPZ24Y 34	FR12CS58 130
FHCXO-12-10U 43	FLEX-FCM1UA** 45	FOPRZ12Y 34	FR12TB12 130
FHCXO-24-10U 43	FLEX-FCM2UA 45	FOSMF 55	FR12TB12M 130
FHCZA-12-10AF 43	FLEX-FCM2UA** 45	FOSMH1U 55	FR12TB58 130
FHCZA-12-10AS 43	FLEX-FCM4UA 45	FOSMH2U 55	FR12TB2412 124
FHCZA-12-10U 43	FLEX-FCM4UA** 45	FOSMH4U 55	FR12TRBE58 130
FHCZO-12-10AF 43	FLEX-OPTI-1RU 46, 47, 55	FOSTFH 40	FR12TRBE58M 130
FHCZO-12-10AS 43	FLEX-PLATE1U 45	FOTNX06 37	FR12TRBN58 130
FHCZO-12-10U 43	FLEX-PLATE1U** 45	FOTNX12 37	FR12X4YL6 127
FHCZO-16-C2U 44	FLEX-PLATE1UPR* 46	FOTNZ12 37	FR24TBE12 124
FHCZO-16F-C2U 44	FLEX-PLATE1UR* 46	FOV452X2LYL 146	FR24TBN12N 124
FHCZO-24-10BN 43	FLEX-PLATE2U 45	FOVRA2X2LYL 146	FR24X4YL10 122
FHCZO-24-10U 43	FLEX-PLATE2U** 45	FOWNX06 37	FR98PJJA001F003 58
FHCZO-36-C3U 44	FLEX-PLATE2UPR* 46	FOWNX12 37	FRAX2LYL 146
FHDEC2X2LYL 146	FLEX-PLATE2UR* 46	FOWNZ06 37	FRBC4X4L 139
FHMP-4-ABL 45	FLEX-PLATE4U 45	FOWNZ12 37	FRBC4X4L**E 139
FHMP-4-ARD 45	FLEX-PLATE4U** 45	FP6X88MTG 20	FRBC6X4L 133
FHMP-4-BCG 45	FLEX-PLATE4UPR* 46	FP6X88MTG-X 20	FRBC6X4LY**E 133
FHMP-6-ABL 45	FLEX-PLATE4UR* 46	FPS6X88MTG 20	FRBC24X4L 127
FHMP-6-ARD 45	FLEX-SFQ 56	FPS6X88MTG-X 20	FRBC24X4L**X 127
FHMP-6-BCG 45	FLEX-ZRFECG 42	FPS6X88TC 20	FRBC24X4LYL 122
FHP9N-LA1X02 45	FLEX-ZRFEG 42	FPUD6X88MTG 20	FRCR4LBL-X 141
FHP9N-LA1X04 45	FLRB 148	FPUD6X88MTG-X 20	FRCR6LBL-X 136
FHP9N-LA1X08 45	FMD1 50	FQ3ZO-08-10B 57	FRCR12LBL-X 130
FHP9N-LA1X16 45	FMD2 50	FQ9N-12-10AF 57	FRCV24YL10 122
FHS9N-12-10N 45	FMS1 50	FQ9N-12-10AS 57	FRDDS6X4LYL 136
FHS9N-12-10P 45	FMT1 50	FQ9N-12-10U 57	FRDDSHC6LYL 136
FHS9N-12-10R 45	FMT1** 50	FQ39N-08-10A 57	FREC4X4LYL 140
FHSBBL06W 45	FMT2 50	FQCRCM 55-56	FREC6X4LYL 135
FHSBBL12W 45	FO6CB 40	FQMAP45BL 56	FREC12X4LYL 129
FHSXN-12-10N 45	FO12CB 40	FQMAP45RD 56	FREC24X4LYL 123
FHSZO-12-10P 45	FOCPX06Y 35	FQMAP46CG 56	FRFWC4X4LYL 139
FHSZO-12-10R 45	FOCPX12Y 35	FQMAP65BL 56	FRFWC6X4LYL 133
FIDT2X2LYL 147	FOCPZ06Y 35	FQMAP65RD 56	FRFWC12X4LYL 127
FITF12X4 129	FOCPZ12Y 35	FQMAP66CG 56	FRFWC12X4W6LYL 127
FIV452X2LYL 146	FOCRX06Y 35	FQMAP85BL 56	FRFWC24X4LYL 122
FIVRA2X2LYL 146	FOCRX12Y 35	FQMAP85RD 56	FRFWC24X4W12LYL 122
FLB 148	FOCRZ06Y 35	FQMAP86CG 56	FRFWCCV24W12L 122
FLBSIM-51 94	FOCRZ12Y 35	FQSA-12-10U 57	FRFWCSC4LYL 139
FLCCLIW-X 40	FOCTT2-BKIT2 40	FQWA-12-10U 57	FRFWCSC6LYL 134
FLCDMCXAQY 39	FOCTT2CORD 40	FQXO-12-10U 57	FRFWCSC12LYL 127
FLCDSCBUY 39	FOCTT2-KIT 40	FQZN-12-10AF 57	FRH45CV24LYL 122

Product Showcase

Copper Systems

Fiber Systems

Industrial Networks

Audio Video Systems

Keystone Cabling Systems

Cabinets, Thermal Mgmt, Racks, Enclosures & Cable Mgmt

Power Management

Cable Management Accessories

Cable Routing Systems

Electrical Solutions for Network Infrastructure

Part Number Index

Index by Part Number

Product Showcase	FRH45SC4LYL..... 140	FRTC24W12LYL..... 123	FSTHS..... 55	HLM-15R15..... 112
	FRH45SC6LYL..... 134	FRTR4X4LYL..... 141	FSTK..... 55	HLM-15R16..... 112
	FRH45SC12LYL..... 128	FRTR6X4LYL..... 135	FSTN91A..... 37	HLS-15R0..... 112
	FRH454X4LYL..... 140	FRTR12X4LYL..... 129	FSTN912..... 37	HLS-15R7..... 112
	FRH456X4LYL..... 134	FRTR24X4LYL..... 123	FSTN924..... 37	HLS15R10..... 112
	FRH4512X4LYL..... 127-128	FRTSC4LYL..... 140	FSWN906..... 37	HLS-15R15..... 112
	FRH4524X4LYL..... 122	FRTSC6LYL..... 134	FSWN912..... 37	HLS15R16..... 112
Copper Systems	FRHC4YL6..... 139	FRTSC12LYL..... 128	FSWN924..... 37	HLS-75R0..... 112
	FRHC6YL6..... 133	FRTSC12W6LYL..... 128	FSWN948..... 37	HLS-75R6..... 112
	FRHC12YL6..... 127	FRVT4X4LYL..... 141	FT2X2LYL..... 145	HLS-75R7..... 112
	FRHD4KTLYL..... 147	FRVT6X4L..... 135	FTE24A1A1..... 69	HLS-75R15..... 112
	FRIDT4X4LYL..... 141	FRVT12X4LYL..... 129	FTR2X2LYL..... 146	HLS-75R16..... 112
	FRIDT6X4LYL..... 135	FRW8PJJK001F003..... 58	FTR4X4LYL..... 141	HLSP1.5S-X0..... 113
	FRIV454X4LYL..... 140	FRX8PJY001F003..... 58	FTRBE12..... 148	HLSP3S-X0..... 113
	FRIV456X4LYL..... 135	FRXTP77Y001F003..... 58	FTRBN12..... 148	HLSP3S-X12..... 113
	FRIV4512X4LYL..... 129	FRXUP77Y002F005..... 58	FVTHD2X2LYL..... 146	HLSP5S-X0..... 113
	FRIV4524X4LYL..... 123	FRXUPEEY001F005..... 58	FW2ERLNLNNNM001..... 60	HLSP5S-X12..... 113
	FRIVRA4X4LYL..... 140	FRXUPJJY002F005..... 58	FW2RPU1U1NNM001..... 61	HLT2I-M0..... 112
	FRIVRA6X4LYL..... 135	FRY126LYL..... 129	FW2RPU1U1ONM001..... 61	HLT2I-X0..... 112
	FRLPR42LBL..... 147	FRY126SCLYL..... 129	FWME2..... 49	HLT2I-X6..... 112
	FRME1U..... 49	FRZ8PJY001F003..... 58	FWME4..... 49	HLT2I-X7..... 112
	FRME2U..... 49	FRZTP77Y001F003..... 58	FWME8..... 49	HLT2I-X15..... 112
	FRME4..... 49	FRZUP77Y002F005..... 58	FWMHSS-CG613..... 46	HLT2I-X16..... 112
	FRMHSS-4RU..... 46	FRZUPEEY001F005..... 58	FWMHSS-CG1321..... 46	HLT3I-M0..... 112
	FROV45CV24LYL..... 123	FRZUPJJY002F005..... 58	FWMHSS-CG2135..... 46	HLT3I-X0..... 112
	FROV45SC4LYL..... 140	FS2ERLNLNNNM001..... 60	FWMHSS-CG3448..... 46	HLT3I-X6..... 112
	FROV45SC6LYL..... 134	FS2RPU1U1NNM001..... 61	FWMHSSG-12X32..... 46	HLT3I-X7..... 112
	FROV45SC12LYL..... 128	FSC2MC6EI..... 39	FWMHSSG-GROUND..... 46	HLT3I-X10..... 112
	FROV454X4LYL..... 140	FSC2MCXAQ..... 39	FWMHSSG-ICB..... 46	HLT3I-X15..... 112
	FROV456X4LYL..... 134	FSC2SCAG..... 39	FWMHSSG-ICP..... 46	HLT3I-X16..... 112
	FROV4512X4LYL..... 128	FSC2SCBU..... 39	FWMHSSGS-3456..... 46	HLTP2I-X12..... 113
	FROV4524X4LYL..... 123	FSC24..... 55	FWMHSSGS-6912..... 46	HLTP3I-X0..... 113
	FROVRA4X4LYL..... 140	FSCP912Y..... 35	FWMHSSG-STOR..... 46	HLS2X2YL6NM..... 145
	FROVRA6X4LYL..... 134	FSC906Y..... 35	FWMHSS-ICAK..... 46	
	FROVRA12X4LYL..... 128	FSC912Y..... 35	FX1BN1NNNSNM001..... 61	I
	FROVRASC4LYL..... 140	FSCS2/9SOCA9AG..... 40	FX1BN3NNNSNM002..... 61	IAEBH5ES..... 65
	FROVRASC6LYL..... 134	FSCS2/9SOCPXAQ..... 40	FX2ERLNLNSNM001..... 60	IAEBH6..... 65
	FROVRASC12LYL..... 128	FSCS2/9SOCU9BU..... 40	FX2ERLNSNSNM001..... 60	IAEBH6X..... 65
	FRQMC24-X..... 147	FSCSLT9SOCA9AG..... 40	FX23RSNSNSNM001..... 60	IAEBH6XS..... 65
	FRAA4X4LYL..... 140	FSDP912Y..... 34	FXTBN1NNNSNM001..... 61	IAEBHC5E..... 66
	FRAA6X4LYL..... 134	FSDP924Y..... 34	FY9AP77A005F015..... 59	IAEBHC6..... 66
	FRAA12X4LYL..... 128	FSDR912Y..... 34	FY9TP77A001F015..... 59	IAEBHC6XS..... 66
	FRRASC4LYL..... 140	FSDR924Y..... 34	FY9UP77A001F015..... 59	IAEBHUSBAA..... 66
	FRRASC6LYL..... 134	FSGR912Y..... 36	FY9WP77A001F015..... 59, 72-75	ICAM12DRJS..... 65
	FRRASC12LYL..... 128	FSJD906..... 64	FY9XP77A005F015..... 59	ICAM12X90RJS..... 65
	FRRF4FD2LYL..... 140	FSJD912..... 64	FY9YP77A005F015..... 59	ICAM12XRJS..... 65
	FRRF6FR4LYL..... 135	FSJD924..... 64	FYXAP77Y005F015..... 59	ICFC3**X..... 159
	FRRF6FR4SCLYL..... 135	FSJD948..... 64	FYXTP77Y001F015..... 59	ICFC5**X..... 159
	FRRF126LS..... 129	FSJD996..... 64	FYXUP77Y001F015..... 59	ICFC10**X..... 159
	FRRF126LSCLYL..... 130	FSKP912..... 36, 39	FYXWP77Y001F015..... 59	ICFX^**X..... 162
	FRRF126LSYL..... 130	FSLP912..... 36	FYXXP77Y005F015..... 59	IFRH6X04TL-UG..... 64
	FRRF126RLYL..... 130	FSLP924..... 36	FYXYP77Y005F015..... 59	ISFCH5C02ATL-XG..... 64
	FRRF126RSCLYL..... 130	FSLR912..... 36	FYZAP77Y005F015..... 59	ISFCH5C04ATL-XG..... 64
	FRRF126SCLYL..... 130	FSLR948..... 36	FYZTP77Y001F015..... 59	ISFCH6X04ATL-UG..... 64
	FRRF2412CVL..... 123	FSMP624Y..... 36	FYZUP77Y001F015..... 59	ISFCH6X04BTL-UG..... 64
	FRRF2412LYL..... 123	FSMP924Y..... 36	FYZWP77Y001F015..... 59	ISFX5502ATL-LED..... 64
	FRS8PJJK001F003..... 58	FSMR924Y..... 36	FYZXP77Y005F015..... 59	ISPS5E44MFA..... 65
	FRSPJ2X2L..... 129, 141	FSNP924Y..... 35	FZYYP77Y005F015..... 59	ISPS6A88MFA..... 65
	FRSPJ4X4L..... 129, 136, 141	FSNP948Y..... 35	FZ1BN1NNNSNM001..... 61	ISTP6X^MBL..... 65
	FRSPJ4X4LYL..... 141	FSNP996Y..... 35	FZ1BN3NNNSNM001..... 61	ISTPH6X^M*..... 65
	FRSPJC24LYL..... 141	FSPCVR..... 40	FZ2ERLNLNNNM001..... 60	ISTPHCH^M*..... 65
	FRSPJC26LYL..... 136	FSP91AY..... 34	FZ2ERLNLNSNM001..... 60	ISX6X04ATL-LED..... 64
	FRSPJC44LYL..... 141	FSP906Y..... 34	FZ2ERLNSNSNM001..... 60	IURH6X04TL-UG..... 64
	FRSPJC46LYL..... 136	FSP912Y..... 34	FZ2RPU1U1ONM001..... 61	IUTP6X^MBL..... 65
	FRSPJC12..... 129	FSP924Y..... 34	FZ23RSNSNSNM001..... 60	
	FRSPJC412LYL..... 129	FSP948Y..... 34	FZBA1.5X4..... 147	J
	FRSTP77K001F003..... 58	FSP972Y..... 34	FZBLP..... 147	JB1IW-A..... 169
	FRT4X4LYL..... 139	FSP996Y..... 34	FZTBN1NNNSNM001..... 61	JBP1DIW..... 169
	FRT6X4LYL..... 134	FSPR912Y..... 34	FZTCN7NNNM001..... 60	JBP2IW..... 169
	FRT12X4LYL..... 127	FST2MC6EI..... 39		JBP2SIW..... 169
	FRT12X4W4LYL..... 128	FST2SCBU..... 39		JP2CMB-L20..... 116
	FRT12X4W6LYL..... 128	FST6..... 55		JP2DW-L20..... 116
	FRT24X4W12LYL..... 123	FST24..... 55		JP2HBC25RB-L20..... 117
	FRTBWG12BL..... 148	FST48..... 46		JP2HBC50RB-L20..... 117
	FRTBWG18BL..... 148	FST144R..... 46		JP2SBC50RB-L20..... 117
	FRTBWG24BL..... 148	FSTHE..... 55		JP2W-L20..... 116
				JP4CMB-X20..... 116
Fiber Systems				
Industrial Networks				
Audio Video Systems				
Keystone Cabling Systems				
Cabinets, Thermal Mgmt, Racks, Enclosures & Cable Mgmt				
Power Management				
Cable Management Accessories				
Cable Routing Systems				
Electrical Solutions for Network Infrastructure				
Part Number Index				

Index by Part Number

JP4DW-X20.....	116	NK4FWHY.....	79	P38D25M.....	104	PUO6C04BL-CEG.....	16
JP4HBC25RB-X20.....	117	NK4MFBLL.....	79	P38D28M.....	104	PUO6X04BL-CEG.....	16
JP4HBC50RB-X20.....	117	NK4MFLBL.....	79	P42B17M.....	106	PUP6AHD04BU-G.....	14
JP4SBC50-X20.....	117	NK6APC^*.....	78	P42D20M.....	104	PUP6C04BU-W.....	15
JP4W-X20.....	116	NK6BXWH-AY.....	79	P42G20M.....	105	PUP6C04BU-WLPZ.....	15
JP75CMB-L20.....	116	NK6FWHY.....	79	P48E24M.....	105	PUP6C04BU-WZ.....	15
JP75DW-L20.....	116	NK6PC^*Y.....	78	PCSLSH-B-CR.....	175	PUP6XHD04BU-G.....	14
JP75HBC25RB-L20.....	117	NK6PPG24Y.....	78	PCSSH-B-CR.....	175	PUR6C04BU-ULPZ.....	15
JP75HBC50RB-L20.....	117	NK6PPG48Y.....	78	PDT110.....	79	PUP6004BU-WLP.....	15
JP75SBC50RB-L20.....	117	NK6X88M*.....	78	PDTH110.....	79	PUP6004BU-WLPZ.....	15
JP75W-L20.....	116	NK6X88M*-Q.....	78	PE2VD06.....	95	PUR6AHD04BU-G.....	14
JP131CMB-L20.....	116	NK6XPPG24Y.....	78	PE2VD08.....	95	PUR6C04BU-F.....	15
JP131DW-L20.....	116	NK6XPPG48Y.....	78	PE2VD10.....	95	PUR6C04BU-U.....	15
JP131HBC25RBL20.....	117	NK688M*.....	78	PE2VD12.....	95	PUR6004BU-W.....	15
JP131HBC50RBL20.....	117	NK688M*-Q.....	78	PE2VFD06.....	95	PWB2X4.....	150
JP131SBC50-L20.....	117	NKF2S.....	79	PE2VSD10.....	95	PWB2X6.....	150
JP131W-L20.....	116	NKF4S.....	79	PEB1.....	83	PWB2X8.....	150
K		NKF6S.....	79	PEB2.....	83	PWB2X12.....	150
KWPK6.....	27	NKFFP24Y.....	78	PFO6X04BL-CEG.....	16	PWB2X18.....	150
KWPY.....	27	NKFP48Y.....	78	PFP6C04BU-UG.....	15	PWB2X24.....	150
L		NKFPA24.....	78	PFP6X04BU-UG.....	14	PWB4X4.....	150
LD3.....	158	NKFPA48.....	78	PFR6C04BU-UG.....	15	PWB4X6.....	150
LD3**6-A.....	159	NKFPL24.....	78	PFR6X04BU-CG.....	14	PWB4X8.....	150
LD3**8-A.....	159	NKFPL48.....	78	PHQ4SFP2A1MBL.....	30	PWB4X12.....	150
LD3**10-A.....	159	NKPP24FMY.....	78	PHQ4SFP2A2MBL.....	30	PWB4X18.....	150
LD5.....	158	NKPP48HDY.....	78	PHQ4SFP2A3MBL.....	30	PWB4X24.....	150
LD5**6-A.....	159	NKPPA24FMY.....	78	PHQ4SFP2C4MBL.....	30	PWB6X6.....	150
LD5**8-A.....	159	NKPPA48FMY.....	78	PHQ4SFP2C5MBL.....	30	PWB6X8.....	150
LD5**10-A.....	159	NKPPA48HDY.....	78	PQSF2PXA1MBL.....	30	PWB6X12.....	150
LD10.....	158	NKSPB.....	79	PQSF2PXA2MBL.....	30	PWB6X18.....	150
LD10**6-A.....	159	NM1.....	97	PQSF2PXA3MBL.....	30	PWB6X24.....	150
LD10**8-A.....	159	NM2.....	97	PQSF2PXC4MBL.....	30	PWBBC4BL.....	153
LD10**10-A.....	159	NMF1.....	97	PQSF2PXC5MBL.....	30	PWBBC6BL.....	153
LDPH3.....	158	NMF1WH.....	97	PR2HF2.....	96	PWBBC8BL.....	153
LDPH3**6-A.....	162	NMF2.....	97	PR2HF3.....	96	PWBBC12BL.....	153
LDPH3**8-A.....	162	NMF2WH.....	97	PR2HF4.....	96	PWBBC18BL.....	153
LDPH3**10-A.....	162	O		PR2VD06.....	95	PWBBC24BL.....	153
LDPH5.....	158	OCFC10**-X.....	159	PR2VD08.....	95	PWBDOKBL.....	154
LDPH5**6-A.....	162	OCFX^**-X.....	162	PR2VD10.....	95	PWBDW2BL.....	155
LDPH5**8-A.....	162	OCFX3**-X.....	159	PR2VD12.....	95	PWBDW4BL.....	155
LDPH5**10-A.....	162	OCFX5**-X.....	159	PR2VEP.....	96	PWBDW6BL.....	155
LDPH10.....	158	OCFX10**-X.....	159	PR2VFD06.....	95	PWBPF2X4.....	152
LDPH10**6-A.....	162	P		PR2VFD08.....	95	PWBPF2X6.....	152
LDPH10**8-A.....	162	P08D09M.....	104	PR2VSD06.....	95	PWBPF2X8.....	152
LDPH10**10-A.....	162	P12B01M.....	106	PR2VSD08.....	95	PWBPF2X12.....	152
M		P12B19M.....	106	PRSP7.....	96	PWBPF2X18.....	152
MA030.....	107	P12B30M.....	106	PSF1PZA1.5MBL.....	29	PWBPF2X24.....	152
MA031.....	107	P12B47M.....	106	PSF1PZA1MBL.....	29	PWBPF4X4.....	152
MDC82NL.....	67	P12E21M.....	105	PSF1PZA2.5MBL.....	29	PWBPF4X6.....	152
MDC82NN.....	67	P16B04M.....	106	PSF1PZA2MBL.....	29	PWBPF4X8.....	152
MDC-C.....	21	P16B07M.....	106	PSF1PZA3MBL.....	29	PWBPF4X12.....	152
MLT4DEH15-Q316.....	174	P16B08M.....	106	PSF1PZC3.5MBL.....	29	PWBPF4X18.....	152
MLT4DSH-Q316.....	174	P16D22M.....	104	PSF1PZC4MBL.....	29	PWBPF4X24.....	152
MLT6DEH15-Q316.....	174	P16E19M.....	105	PSF1PZC5MBL.....	29	PWBPF6X6.....	152
MLT6DSH-Q316.....	174	P22B09M.....	106	PSF2PZA1.5M.....	30	PWBPF6X8.....	152
MLT8DSH-Q316.....	174	P22B10M.....	106	PSF2PZA1M.....	30	PWBPF6X12.....	152
MP300.....	172	P24B14M.....	106	PSF2PZA2.5M.....	30	PWBPF6X18.....	152
MPI588T.....	65	P24B15M.....	106	PSF2PZA2M.....	30	PWBPF6X24.....	152
MPSI588T.....	65	P24D07M.....	104	PSF2PZA3M.....	30	PWBSCZE.....	153
MPT5-8AS.....	21	P24D23M.....	104	PSF2PZC3.5M.....	30	PWBSPJ2BL.....	154
MS4W75T30-Q6.....	174	P24D24M.....	104	PSF2PZC4M.....	30	PWBSPJ4BL.....	154
MS6W75T30-Q6.....	174	P24E28M.....	105	PSF2PZC5M.....	30	PWBTB4BL.....	153
MS8W75T30-Q6.....	174	P24E32M.....	105	PSL-DCJB.....	22	PWBTB6BL.....	153
MS10W75T30-Q6.....	174	P24G01M.....	105	PSL-DCJB-BL.....	22	PWBTB8BL.....	153
MS12W75T30-Q6.....	174	P24G05M.....	105	PSL-DCJB-BU.....	22	PWBTB12BL.....	153
MS14W75T30-Q6.....	174	P30B25M.....	106	PSL-DCJB-C.....	22	PWBTB18BL.....	153
N		P36B26M.....	106	PSL-DCPLE.....	22	PWBTB24BL.....	153
NK2BXIW-A.....	79	P36D08M.....	104	PSL-DCPLE-BL.....	22	PWBTL4BL.....	155
NK2BXWH-A.....	79	P36D29M.....	104	PSL-DCPLE-C.....	22	PWBTL6BL.....	155
NK2FNWH.....	79	P36D31M.....	104	PSL-DCPLRE.....	22	PWBTL8BL.....	155
NK2FWHY.....	79	P36E33M.....	105	PSL-DCPLRE-BL.....	22	PWBTL12BL.....	155
NK4BXIW-AY.....	79	P36E35M.....	105	PSL-DCPLRE-C.....	22	PWBTL18BL.....	155
NK4BXWH-AY.....	79	P36G18M.....	105	PSM7004BU-KEM.....	64	PWBTL24BL.....	155
NK4FNWH.....	79	P36G19M.....	105	PUPF6X04BU-UG.....	14	PWBTSBEZ.....	153
		P36G31M.....	105	PUR6X04BU-UG.....	14	PWBWFNBL.....	154
				PUO6AS04BL-G.....	16	PWBWFWBL.....	154



Index by Part Number

Product Showcase	PWBWMNBL..... 153	SKUSBC..... 22	TFC10**-X..... 159	WMPVHC45E..... 96
	PWBWMWBL..... 153	SP-1LSA22BL..... 21	TFX**-X..... 162	WMPVHCF45E..... 96
	PZICEA..... 98	SP6X88-C..... 21	TGJT..... 21	X
	PZLRB2U..... 100	SP6X88P-C..... 21	TGSJT..... 21	XG64212BS0001..... 84
	PZLRB4U..... 100	SP6X88SD-C..... 21	TLBP1R-V10..... 94	XG64222BS0001..... 84
	PZLRB6U..... 100	SP628-C..... 21	TLBP1S-V..... 94	XG64222WS0001..... 84
	PZLRB8U..... 100	SP688-C..... 21	TLBP1S-V10..... 94	XG64522BS0001..... 84
Copper Systems	PZNWE12..... 67	SP688E-C..... 21	TLBP2R-V10..... 94	XG64522WS0001..... 84
	PZNWE14..... 67	SPS6X88-C..... 21	TLBP2S-V..... 94	XG64822BS0001..... 84
	PZWMC12P..... 99	SPS688-C..... 21	TLBP2S-V10..... 94	XG64822WS0001..... 84
	PZWMC12RR..... 99	SP-SFCS1IG-CEG..... 16	TTR-20R0..... 113	XG64822WS0001..... 84
	PZWMC12W..... 99	SRB19BLY..... 24	TTR-35R3-0..... 113	XG65222BS00W0..... 84
	PZWMC18W..... 99	SRB19D5BL..... 24	TTR-35RX0..... 113	XG74212BS0001..... 84
Fiber Systems	PZWMC26W..... 99	SRB19D7BL..... 24	TTR-75R0..... 113	XG74222BS0001..... 84
	PZWMC1230W..... 99	SRB19MDBL..... 24	U	XG74822BS0001..... 84
	PZWMC1830W..... 99	SRB8RKT..... 24	U01N11L..... 107	XG74822WS0001..... 84
	PZWMC2630W..... 99	SRM19FM1..... 83	U01N11V..... 107	XG84222BS0001..... 84
	Q	STP6X..... 16	U01N13V..... 107	XG84522BS0001..... 84
	QAPP24**..... 31, 55	STP6X^M*..... 16	U02N11L..... 107	XG84522WS0001..... 84
	QAPP48HD**..... 31, 55	STP28X..... 16	U02N11V..... 107	XG84822BS0001..... 84
Industrial Networks	QASP24**..... 31, 55	STP28X^M*..... 16	U2PTRMT..... 108	XG85222BS00N8..... 84
	QASP48HD**..... 31, 55	SZC-ITIA1Y..... 109	U03N11L..... 107	XG-FML45B..... 86
	QPP24**..... 31, 55	SZC-ITIA3Y..... 109	U03N11V..... 107	XG-FML45W..... 86
	QPP48HD**..... 31, 55	SZC-PEIA1Y..... 109	U05N11V..... 107	XG-FML48B..... 86
	QPPABL..... 31, 56	SZC-PEIA3Y..... 109	U06N11V..... 107	XG-FML48W..... 86
	QPPBBL..... 31, 56	SZC-QSTART..... 109	U10N11V..... 107	XG-FML51B..... 86
Audio Video Systems	QSP24**..... 31, 55	T	UCIB1-V316..... 175	XG-FML51W..... 86
	QSP48HD**..... 31, 55	T038X000VPM-BK..... 172	UCSQ1-V316..... 175	XG-FMS45B..... 86
	QZPBCCB0001F010..... 29	T45B**8..... 165	UCT3S-X0..... 114	XG-FMS45W..... 86
	QZPBCJB0001F010..... 29	T45B**10..... 165	UCTH1-V316..... 175	XG-FMS51B..... 86
	QZPBCUB0001F010..... 29	T45C**10..... 165	UGCTC3S-X0..... 114	XG-FMS51W..... 86
	QZRBCCB0001F010..... 29	T45CC**-X..... 165	UGCTE3S-X0..... 114	XGL64212B..... 85
	QZRBCJB0001F010..... 29	T45CIW8..... 165	UNCP01..... 108	XGL64212W..... 85
	QZRBCUB0001F010..... 29	T45DW8..... 165	UPPBU^..... 17	XGL64222B..... 85
Keystone Cabling Systems	R	T45DW10..... 165	UPS003LSM..... 67	XGL64222W..... 85
	R2P..... 83	T45EC**..... 165	UPS00100DC..... 67	XGL64812B..... 85
	R2P6S..... 83	T45EE**..... 165	URMKIT2..... 108	XGL64812W..... 85
	R2PPDUB..... 83	T45HDB..... 165	UTFMRDU..... 108	XGL64822B..... 85
Cabinets, Thermal Mgmt, Racks, Enclosures & Cable Mgmt	R4P..... 82	T45HEGB..... 165	UTP6AX..... 16	XGL64822W..... 85
	R4P23CN..... 82	T45IC**..... 165	UTP6AX^*..... 16	XGL84212B..... 85
	R4P36..... 82	T45OC**..... 165	UTP28SP..... 16	XGL84212W..... 85
	R4P36CN..... 82	T45RA**..... 165	UTP28SPA*..... 16	XGL84222B..... 85
	R4P42CN..... 82	T45T**..... 165	UTP28X..... 16	XGL84222W..... 85
	R4PCN..... 82	T45WC..... 169	UTP28X^*..... 16	XGL84812B..... 85
	R100X150V1M..... 172	T70B**6..... 168	UTPSP..... 16	XGL84812W..... 85
	R100X150V1T..... 173	T70B**8..... 168	UTPSP^Y..... 16	XGL84822B..... 85
	R100X150X1J..... 173	T70B**10..... 168	UVP024..... 108	XGL84822W..... 85
Power Management	R100X225V1M..... 172	T70BC**-X..... 168	UVP036..... 108	XGL-FML42B..... 85
	R100X225V1T..... 173	T70C**6..... 168	UVP048..... 108	XGL-FML48B..... 85
	R100X225X1J..... 173	T70C**8..... 168	UVP072..... 108	XGL-FMS42B..... 85
	RAEFX**-X..... 162	T70C**10..... 168	UVP240..... 108	XGL-FMS48B..... 85
	RAFC3**-X..... 159	T70CC**-X..... 168	UZPPBU^..... 17	XG-PBRB..... 86
	RAFC5**-X..... 159	T70DB-X..... 168	W	XG-PBRW..... 86
Cable Management Accessories	RAFC10**-X..... 159	T70DW6..... 168	WME0UB..... 98	XG-VCM42B..... 86
	RAFX^*-X..... 162	T70DW8..... 168	WME3BL..... 98	XG-VCM42W..... 86
	RFG3DSMY..... 94	T70DW10..... 168	WME3ERAIL..... 98	XG-VCM45B..... 86
	RFG6X8SMY..... 94	T70EC**..... 168	WME6BL..... 98	XG-VCM45W..... 86
	RFG6X8Y..... 94	T70EE**..... 168	WME6ERAIL..... 98	XG-VCM48B..... 86
	RFG8X8SMY..... 94	T70FH2..... 169	WME9BL..... 98	XG-VCM48W..... 86
	RFG8X8Y..... 94	T70FH4..... 169	WME9ERAIL..... 98	XG-VCM52B..... 86
Cable Routing Systems	RGRB19U..... 101	T70FV2..... 169	WME31RU..... 98	XG-VCM52W..... 86
	RGS134-1Y..... 101	T70FV4..... 169	WME61RU..... 98	Z
	RPDSCN..... 17	T70HB3-X..... 168	WME91RU..... 98	Z22C-S..... 68
	RSHLF..... 83	T70IC**..... 168	WMEBR..... 98	Z22U-S15..... 68
	S	T70OC**..... 168	WMP1E..... 97	Z22U-S15S..... 68
	S100X150VAM..... 172	T70P..... 169	WMPF1E..... 97	Z23C-S..... 68
	S100X150VATY..... 173	T70PG..... 169	WMPFSE..... 97	Z23U-S21..... 68
	S100X150YAJ..... 173	T70RA**..... 168	WMPH2E..... 97	Z23U-S25..... 68
	S100X225VAM..... 172	T70T**..... 168	WMPHF2E..... 97	Z23U-S25S..... 68
	S100X225VATY..... 173	T70TD..... 168	WMPLFSE..... 97	ZDF24-S25..... 69
	S100X225YAJ..... 173	T70TR..... 168	WMPLSE..... 97	ZDF48-RA..... 69
	SGPT..... 21	T70WC2..... 169	WMPSE..... 97	ZDF48-S65..... 69
	SKMKEY..... 22	T100X000VPM-BK..... 172	WMPV22E..... 96	ZDF242430..... 69
	SKRJ45RD-X..... 22	TDP43ME..... 173	WMPV45E..... 96	ZDINS24..... 69
Part Number Index	SKUSBA-V..... 22	TFC3**-X..... 159	WMPVF45E..... 96	ZDINS25..... 69
		TFC5**-X..... 159		



CUSTOMER CENTER



SALES OFFICE



MANUFACTURING



WAREHOUSE



NON-SALES OFFICE

NA

NORTH AMERICA
United States

EMEA

EUROPE MIDDLE EAST AND AFRICA
Belgium, France, Germany, Israel, Italy, Norway, Romania,
Russia, Saudi Arabia, Spain, Turkey, United Kingdom

LATAM

LATIN AMERICA
Chile, Colombia, Costa Rica, Dominic of Republic,
Guatemala, Mexico, Peru

AP

ASIA PACIFIC
Australia, China, India, Indonesia, Malaysia, Philippines,
Singapore, Thailand

The information contained in this catalog is intended as a guide for use by persons having technical skill at their own discretion and risk. Before using any Panduit product, the buyer must determine the suitability of the product for his/her intended use and buyer assumes all risk and liability whatsoever in connection therewith. Panduit disclaims any liability arising from any Information contained herein or for absence of the same.

All Panduit products are subject to the terms, conditions and limitation of its then current Limited Product Warranty, which can be found at www.panduit.com/warranty.

The logo for Panduit, featuring the word "PANDUIT" in a bold, white, sans-serif font with a registered trademark symbol (®) to the upper right. The background of the entire page is a dark blue gradient with a network of thin, light blue lines connecting various points, some of which are highlighted with larger, semi-transparent blue circles. The right side of the page is decorated with a pattern of overlapping hexagons in various shades of blue, some solid and some outlined.